



Annex C Automatic Traffic Count (ATC) data

Volume 3, Appendix 27.1: Transport Assessment

Outer Dowsing Offshore Wind Environmental Statement

GoBe Consultants Ltd

SLR Project No.: 410.V05356.00013

1 March 2024

Lincolnshire ATC 86, Langham Road

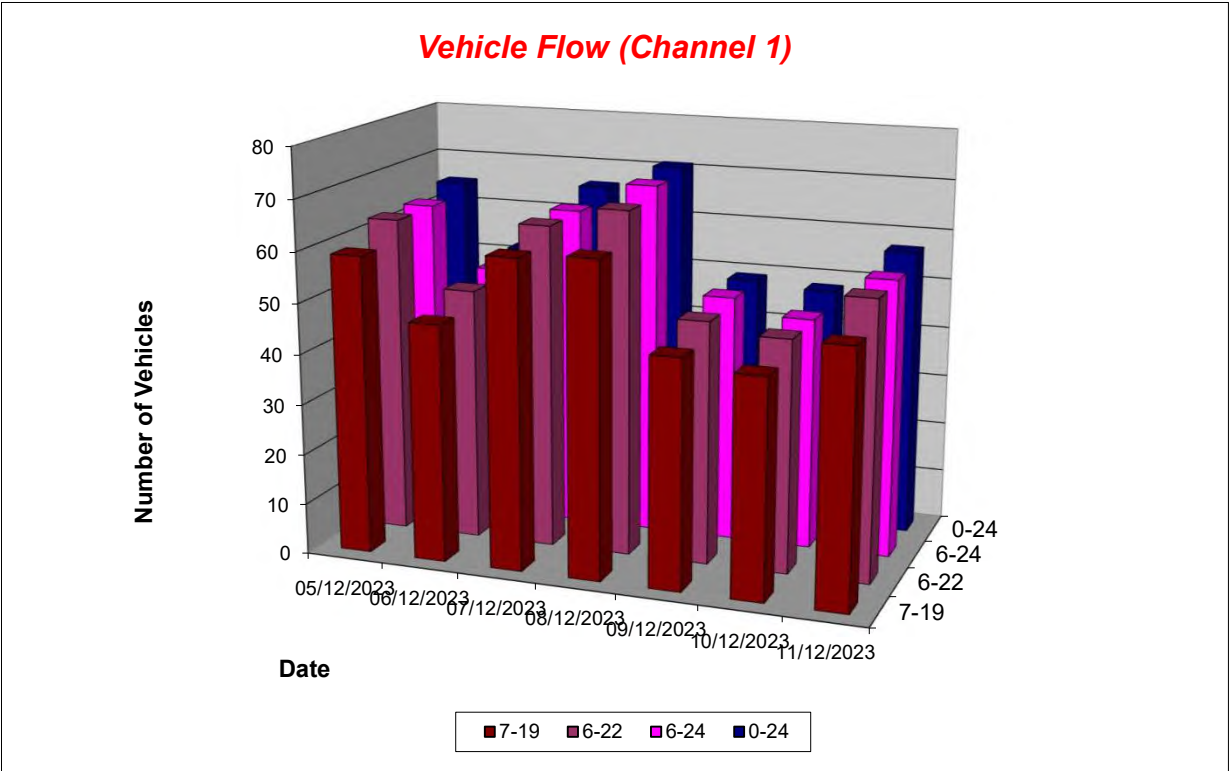
Produced by Road Data Services Ltd.

Channel 1 - Southeastbound

Vehicle Flow

Week 1

Hr Ending	05/12/2023 Tuesday	06/12/2023 Wednesday	07/12/2023 Thursday	08/12/2023 Friday	09/12/2023 Saturday	10/12/2023 Sunday	11/12/2023 Monday	Weekday Average	Average
1	0	0	0	0	0	0	0	0	0
2	0	0	0	0	0	0	0	0	0
3	0	0	0	0	0	2	0	0	0
4	0	0	0	0	0	0	0	0	0
5	0	0	1	0	0	0	0	0	0
6	2	1	1	1	0	0	2	1	1
7	2	2	1	1	1	0	1	1	1
8	2	2	2	5	1	0	2	3	2
9	5	3	8	4	3	2	4	5	4
10	5	3	6	5	3	6	1	4	4
11	3	5	6	3	5	4	5	4	4
12	8	4	2	6	3	4	6	5	5
13	7	5	5	10	6	5	6	7	6
14	6	3	5	5	3	9	5	5	5
15	6	2	8	3	6	2	4	5	4
16	5	7	6	6	2	5	8	6	6
17	4	4	4	5	3	4	4	4	4
18	6	6	3	6	7	2	3	5	5
19	2	3	6	4	3	0	2	3	3
20	2	1	1	2	1	0	2	2	1
21	0	0	1	3	0	3	2	1	1
22	0	0	0	0	1	0	0	0	0
23	0	0	0	2	0	0	0	0	0
24	0	1	0	0	1	0	0	0	0
7-19	59	47	61	62	45	43	50	56	52
6-22	63	50	64	68	48	46	55	60	56
6-24	63	51	64	70	49	46	55	61	57
0-24	65	52	66	71	49	48	57	62	58



Lincolnshire ATC 86, Langham Road

Produced by Road Data Services Ltd.

Channel 1 - Southeastbound

Average Speed

Week 1

Hr Ending	05/12/2023 Tuesday	06/12/2023 Wednesday	07/12/2023 Thursday	08/12/2023 Friday	09/12/2023 Saturday	10/12/2023 Sunday	11/12/2023 Monday
1	-	-	-	-	-	-	-
2	-	-	-	-	-	-	-
3	-	-	-	-	-	25.6	-
4	-	-	-	-	-	-	-
5	-	-	29.3	-	-	-	-
6	29.8	22.2	31.7	29.7	-	-	30.4
7	35.5	31.2	28.5	37.9	24.9	-	40.7
8	35.1	24.3	28.4	31.2	36.4	-	33.9
9	24.5	22.8	26.0	27.9	23.4	19.3	23.9
10	36.8	20.7	30.1	34.4	20.8	33.2	32.5
11	26.0	24.7	26.0	21.9	36.0	26.8	22.5
12	31.2	31.3	35.2	30.5	27.3	26.5	30.9
13	35.2	27.6	26.4	30.6	31.1	30.3	28.5
14	34.3	32.7	27.7	33.2	31.6	27.3	23.1
15	25.7	19.9	27.7	32.0	30.4	35.3	32.3
16	33.2	29.6	35.7	24.5	30.4	33.6	29.9
17	28.0	27.7	24.6	26.4	30.6	31.2	31.5
18	22.9	19.2	21.8	25.1	30.8	23.0	23.2
19	30.9	31.7	31.4	32.4	35.4	-	33.0
20	29.5	28.7	39.7	35.7	37.3	-	33.1
21	-	-	26.2	33.2	-	32.0	30.8
22	-	-	-	-	34.1	-	-
23	-	-	-	34.7	-	-	-
24	-	31.2	-	-	32.3	-	-

10-12	29.8	27.6	28.3	27.6	32.8	26.7	27.1
14-16	29.1	27.5	31.1	27.0	30.4	34.1	30.7
0-24	30.4	26.5	28.6	29.9	30.6	29.3	28.8

Average (ALL)	29.2
Weekday Inter-Peak	28.8

Channel 1 - Southeastbound

85th Percentile

Hr Ending	05/12/2023 Tuesday	06/12/2023 Wednesday	07/12/2023 Thursday	08/12/2023 Friday	09/12/2023 Saturday	10/12/2023 Sunday	11/12/2023 Monday
1	-	-	-	-	-	-	-
2	-	-	-	-	-	-	-
3	-	-	-	-	-	25.9	-
4	-	-	-	-	-	-	-
5	-	-	-	-	-	-	-
6	33.3	-	-	-	-	-	33.1
7	44.1	42.3	-	-	-	-	-
8	36.5	26.7	32.9	35.0	-	-	36.9
9	30.8	29.0	30.9	34.8	35.4	20.8	31.5
10	44.8	25.9	34.9	40.9	26.8	40.1	-
11	26.6	29.7	29.6	28.9	40.9	29.3	32.0
12	37.1	37.7	35.9	34.9	41.6	34.9	42.4
13	45.0	37.5	30.1	35.4	36.9	34.0	36.4
14	36.7	35.6	33.7	37.5	34.1	31.9	27.3
15	32.4	35.1	29.9	38.7	36.1	37.8	43.2
16	38.4	36.3	42.1	32.8	32.9	37.5	35.8
17	34.0	33.5	29.4	29.9	36.1	38.4	37.1
18	30.8	28.0	25.3	28.3	40.8	27.8	39.8
19	34.5	39.4	36.9	40.7	41.8	-	39.2
20	37.9	-	-	36.2	-	-	33.9
21	-	-	-	38.4	-	40.7	36.9
22	-	-	-	-	-	-	-
23	-	-	-	36.7	-	-	-
24	-	-	-	-	-	-	-

10-12	35.4	34.2	33.5	34.4	43.4	32.9	38.6
14-16	36.3	37.7	37.2	35.6	35.5	37.8	38.7
0-24	38.4	35.2	34.5	36.6	39.1	36.0	38.0

85th %ile (ALL)	37.0
Weekday Inter-Peak	36.8

Lincolnshire ATC 86, Langham Road

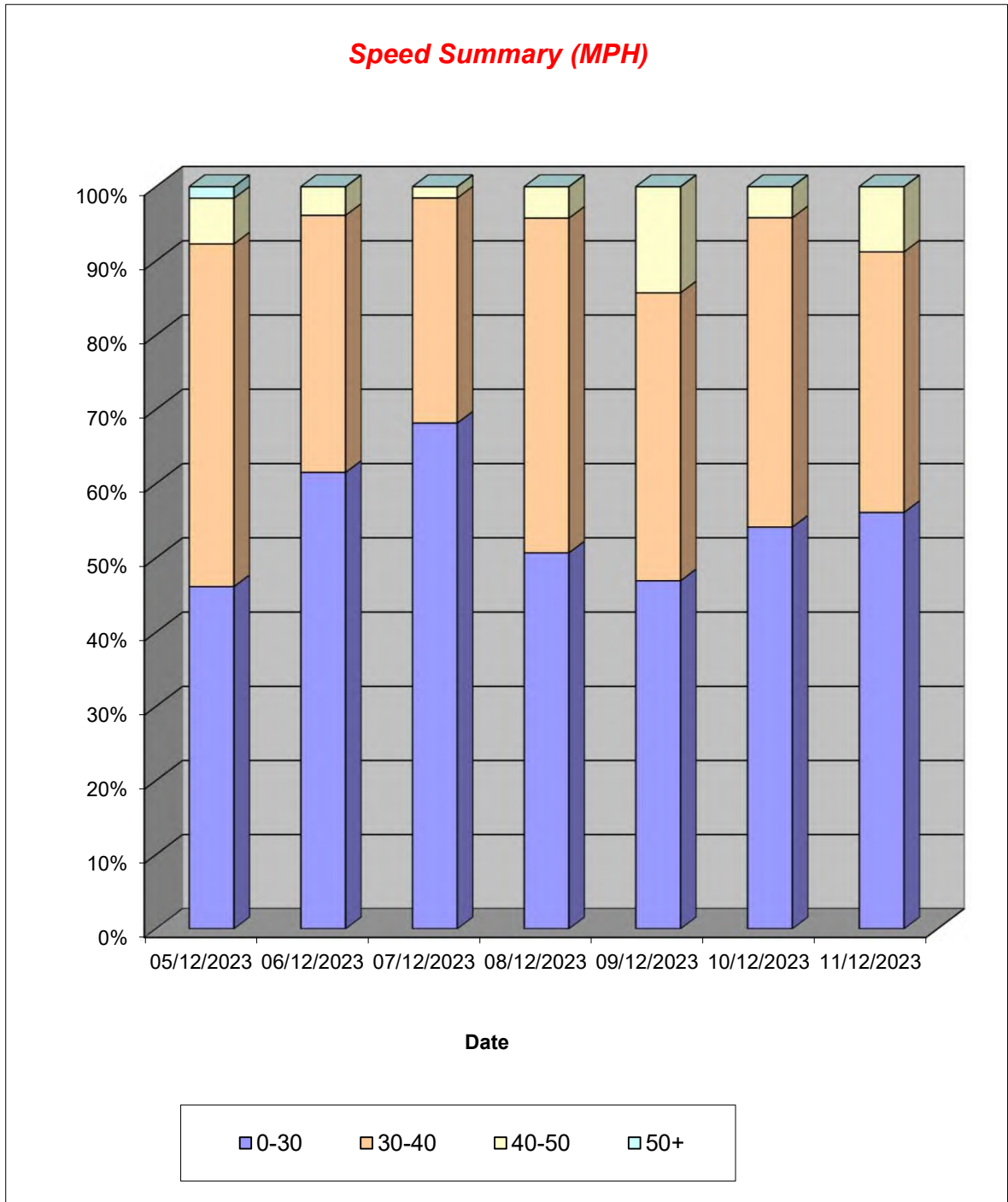
Produced by Road Data Services Ltd.

Channel 1 - Southeastbound

Speed Summary

Week 1

Speed (MPH)	05/12/2023 Tuesday	06/12/2023 Wednesday	07/12/2023 Thursday	08/12/2023 Friday	09/12/2023 Saturday	10/12/2023 Sunday	11/12/2023 Monday
0-30	30	32	45	36	23	26	32
30-40	30	18	20	32	19	20	20
40-50	4	2	1	3	7	2	5
50+	1	0	0	0	0	0	0
TOTAL	65	52	66	71	49	48	57



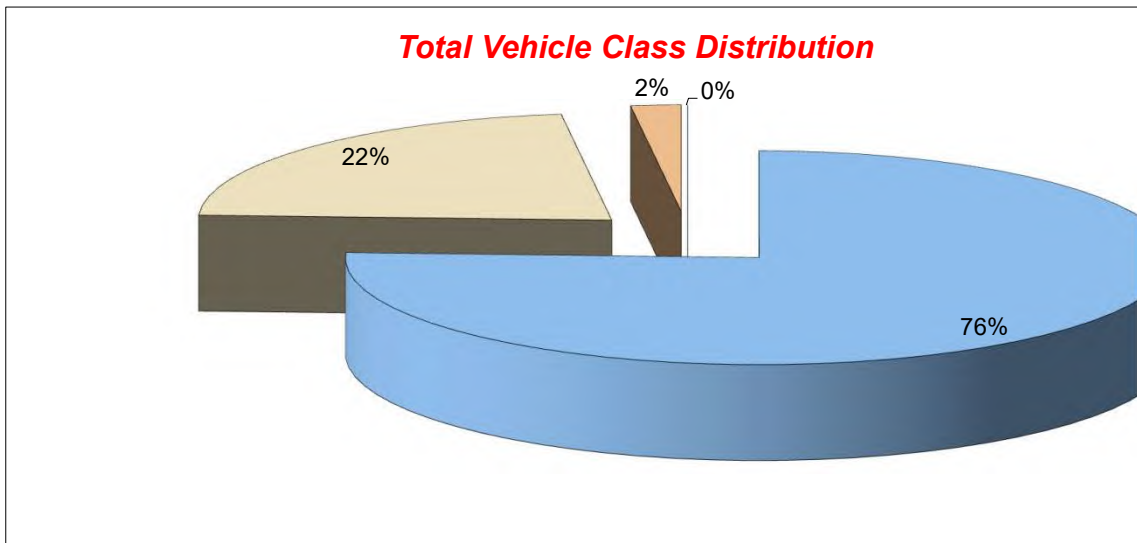
Lincolnshire ATC 86, Langham Road

Produced by Road Data Services Ltd.

Channel 1 - Southeastbound

Vehicle Class


Classes Day / Time	Car / LGV / Caravan - 1	MGV - 2	OGV1 / Bus - 3,5,6,7,12	OGV2 - 4,8,9,10,11,13
05/12/2023				
7-19	43	16	0	0
6-22	46	17	0	0
6-24	46	17	0	0
0-24	48	17	0	0
06/12/2023				
7-19	31	14	2	0
6-22	34	14	2	0
6-24	35	14	2	0
0-24	35	15	2	0
07/12/2023				
7-19	44	14	3	0
6-22	46	14	4	0
6-24	46	14	4	0
0-24	47	15	4	0
08/12/2023				
7-19	45	15	2	0
6-22	49	17	2	0
6-24	51	17	2	0
0-24	52	17	2	0
09/12/2023				
7-19	34	11	0	0
6-22	37	11	0	0
6-24	38	11	0	0
0-24	38	11	0	0
10/12/2023				
7-19	36	7	0	0
6-22	39	7	0	0
6-24	39	7	0	0
0-24	41	7	0	0
11/12/2023				
7-19	41	9	0	0
6-22	46	9	0	0
6-24	46	9	0	0
0-24	48	9	0	0
Average				
7-19	39	12	1	0
6-22	42	13	1	0
6-24	43	13	1	0
0-24	44	13	1	0



Week 1

TOTAL
- 1-13
59
63
63
65
47
50
51
52
61
64
64
66
62
68
70
71
45
48
49
49
43
46
46
48
50
55
55
57

52
56
57
58



Lincolnshire ATC 86, Langham Road

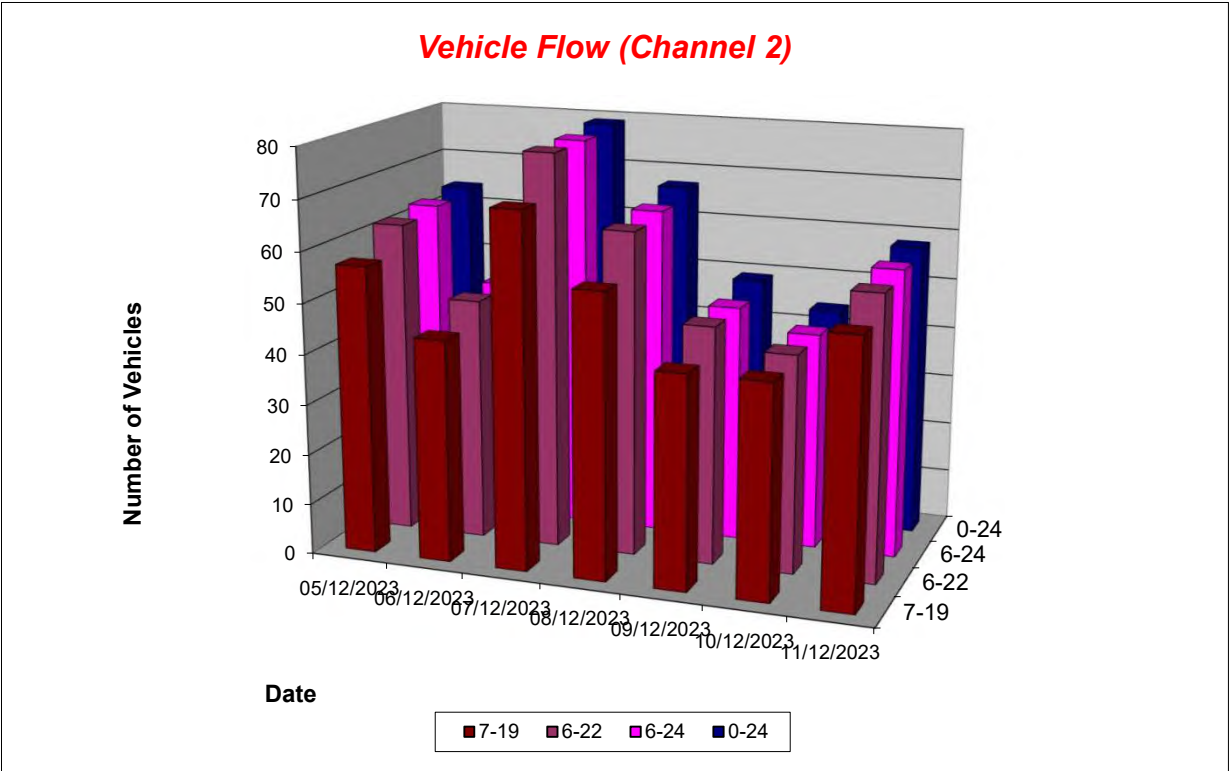
Produced by Road Data Services Ltd.

Channel 2 - Northwestbound

Vehicle Flow

Week 1

Hr Ending	05/12/2023 Tuesday	06/12/2023 Wednesday	07/12/2023 Thursday	08/12/2023 Friday	09/12/2023 Saturday	10/12/2023 Sunday	11/12/2023 Monday	Weekday Average	Average
1	0	0	0	1	0	1	0	0	0
2	0	0	0	0	0	0	0	0	0
3	0	0	0	0	0	0	0	0	0
4	0	0	0	0	1	0	0	0	0
5	0	0	0	0	1	0	0	0	0
6	1	0	1	1	0	0	1	1	1
7	0	1	3	2	0	0	0	1	1
8	3	3	5	4	3	2	4	4	3
9	3	2	5	2	5	2	6	4	4
10	8	9	6	10	4	5	3	7	6
11	4	3	4	3	1	4	1	3	3
12	2	3	7	7	4	2	3	4	4
13	5	1	6	2	2	4	6	4	4
14	6	2	5	2	5	3	8	5	4
15	4	4	5	9	4	5	5	5	5
16	7	5	13	9	5	6	6	8	7
17	6	7	7	4	5	5	4	6	5
18	4	3	4	2	1	2	4	3	3
19	5	2	3	2	3	2	2	3	3
20	2	2	0	1	2	0	0	1	1
21	2	1	4	5	2	0	3	3	2
22	1	0	1	0	1	1	1	1	1
23	0	0	0	1	0	0	0	0	0
24	1	0	0	0	0	0	1	0	0
7-19	57	44	70	56	42	42	52	56	52
6-22	62	48	78	64	47	43	56	62	57
6-24	63	48	78	65	47	43	57	62	57
0-24	64	48	79	67	49	44	58	63	58



Lincolnshire ATC 86, Langham Road

Produced by Road Data Services Ltd.

Channel 2 - Northwestbound

Average Speed

Week 1

Hr Ending	05/12/2023 Tuesday	06/12/2023 Wednesday	07/12/2023 Thursday	08/12/2023 Friday	09/12/2023 Saturday	10/12/2023 Sunday	11/12/2023 Monday
1	-	-	-	25.3	-	28.0	-
2	-	-	-	-	-	-	-
3	-	-	-	-	-	-	-
4	-	-	-	-	40.2	-	-
5	-	-	-	-	32.6	-	-
6	35.6	-	36.7	33.1	-	-	38.0
7	-	22.2	28.8	29.5	-	-	-
8	18.9	23.6	26.3	27.9	26.3	25.6	24.4
9	28.4	22.5	33.6	42.5	28.6	34.2	33.5
10	27.6	21.2	24.0	30.8	24.9	27.6	20.1
11	25.4	26.4	26.8	26.2	33.8	28.7	30.0
12	29.2	31.8	33.3	30.9	38.3	39.7	29.0
13	27.7	29.1	34.2	30.7	39.5	30.8	30.9
14	34.4	29.0	34.9	42.4	32.2	33.6	29.0
15	22.2	25.9	28.6	24.8	29.5	32.9	29.5
16	32.9	33.2	31.9	30.1	31.8	29.8	30.2
17	30.0	30.7	32.1	26.8	30.8	33.2	32.6
18	37.6	33.0	31.3	32.7	36.5	31.8	39.9
19	34.8	25.8	29.9	31.8	36.0	34.5	29.2
20	29.2	23.0	-	33.3	39.8	-	-
21	28.4	33.4	32.1	38.1	32.4	-	28.0
22	37.0	-	42.1	-	31.1	29.2	28.2
23	-	-	-	33.6	-	-	-
24	27.6	-	-	-	-	-	31.3

10-12	26.7	29.1	30.9	29.5	37.4	32.4	29.3
14-16	29.0	29.9	31.0	27.5	30.8	31.2	29.9
0-24	29.8	27.2	31.1	30.6	32.1	31.2	30.2

Average (ALL)	30.4
Weekday Inter-Peak	29.4

Channel 2 - Northwestbound

85th Percentile

Hr Ending	05/12/2023 Tuesday	06/12/2023 Wednesday	07/12/2023 Thursday	08/12/2023 Friday	09/12/2023 Saturday	10/12/2023 Sunday	11/12/2023 Monday
1	-	-	-	-	-	-	-
2	-	-	-	-	-	-	-
3	-	-	-	-	-	-	-
4	-	-	-	-	-	-	-
5	-	-	-	-	-	-	-
6	-	-	-	-	-	-	-
7	-	-	31.2	29.8	-	-	-
8	27.2	28.8	30.9	33.8	35.2	29.6	27.5
9	34.0	23.5	38.7	59.5	35.9	40.8	39.0
10	34.2	29.1	32.8	37.4	30.9	39.9	28.8
11	34.3	31.8	28.7	34.8	-	36.7	-
12	31.9	33.6	36.9	32.4	41.0	41.5	43.5
13	32.1	-	41.9	34.2	40.8	36.4	36.3
14	40.7	48.7	44.7	44.6	36.1	40.5	40.2
15	31.1	33.0	31.4	38.1	38.8	36.2	37.6
16	36.5	38.4	39.1	33.4	38.3	38.8	33.9
17	33.0	42.0	37.3	29.8	35.1	42.2	40.0
18	43.2	36.1	37.6	39.4	-	35.9	45.7
19	40.3	30.9	33.5	35.3	38.0	39.5	33.5
20	29.7	24.6	-	-	45.9	-	-
21	28.5	-	38.1	40.0	35.1	-	35.0
22	-	-	-	-	-	-	-
23	-	-	-	-	-	-	-
24	-	-	-	-	-	-	-

10-12	34.4	34.0	35.4	34.9	40.5	40.9	41.8
14-16	37.1	37.1	37.4	37.5	38.8	38.4	38.0
0-24	37.2	36.2	38.1	39.0	39.2	39.3	38.8

85th %ile (ALL)	38.4
Weekday Inter-Peak	37.0

Lincolnshire ATC 86, Langham Road

Produced by Road Data Services Ltd.


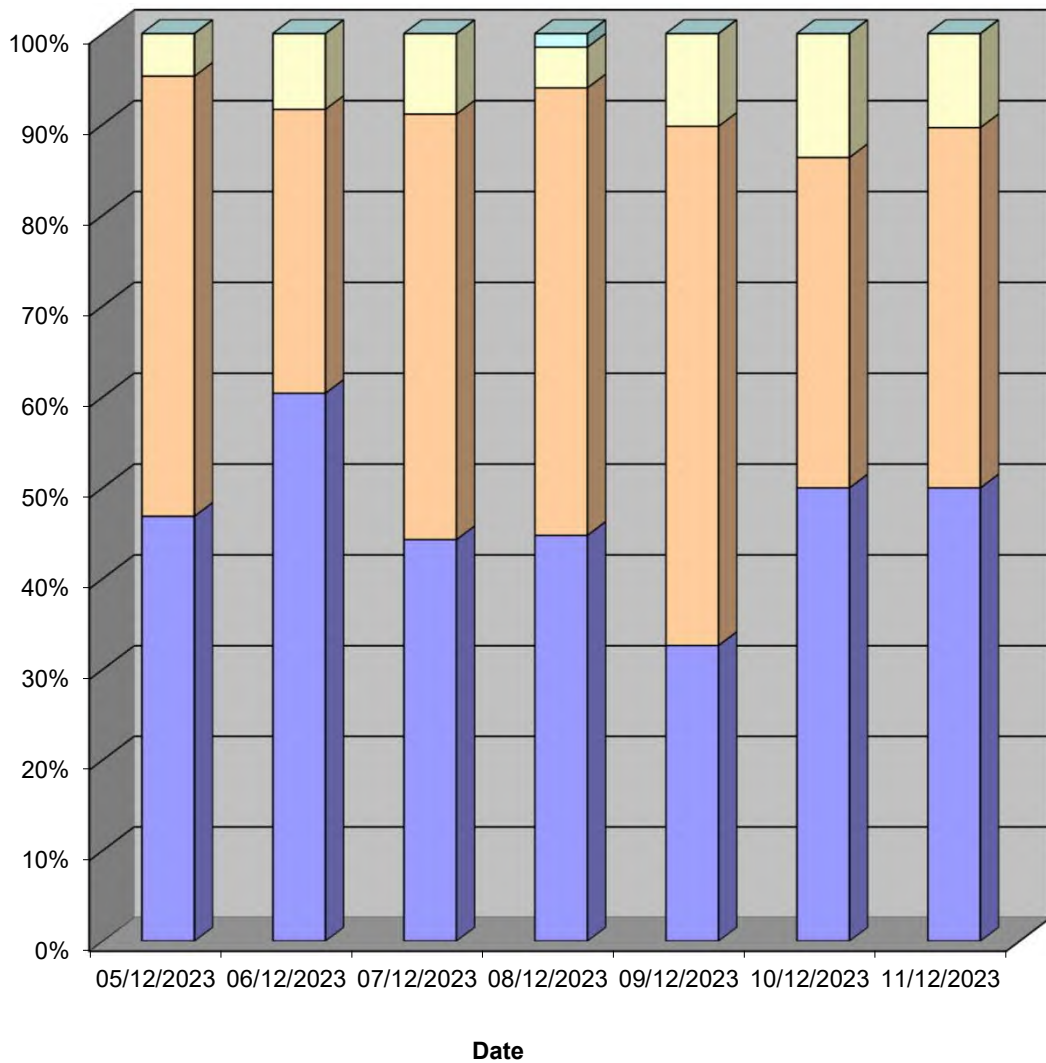
Channel 2 - Northwestbound

Speed Summary

Week 1

Speed (MPH)	05/12/2023 Tuesday	06/12/2023 Wednesday	07/12/2023 Thursday	08/12/2023 Friday	09/12/2023 Saturday	10/12/2023 Sunday	11/12/2023 Monday
0-30	30	29	35	30	16	22	29
30-40	31	15	37	33	28	16	23
40-50	3	4	7	3	5	6	6
50+	0	0	0	1	0	0	0
TOTAL	64	48	79	67	49	44	58

Speed Summary (MPH)



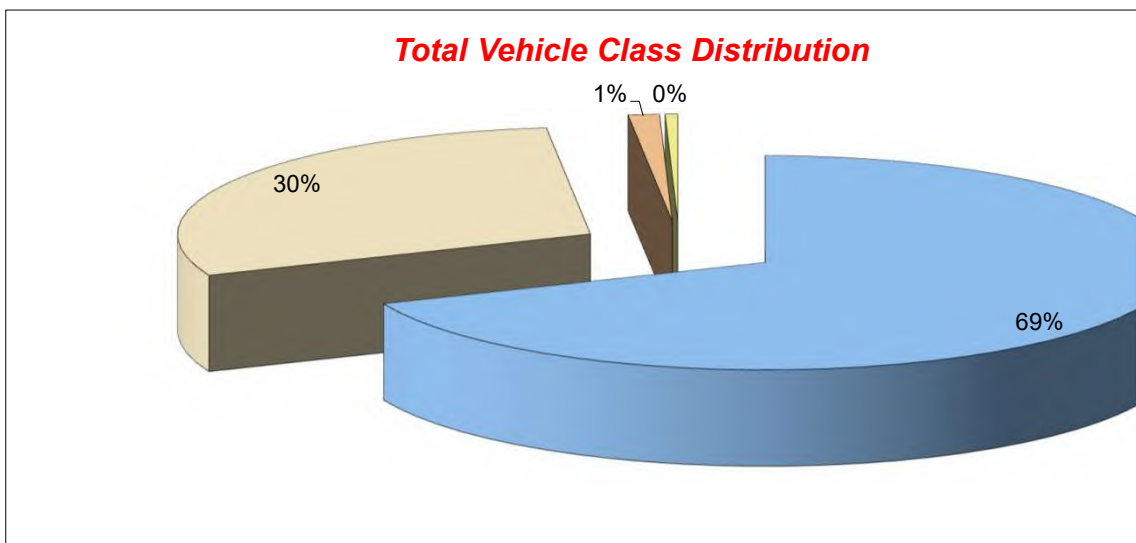
Lincolnshire ATC 86, Langham Road

Produced by Road Data Services Ltd.

Channel 2 - Northwestbound

Vehicle Class

Classes Day / Time	Car / LGV / Caravan - 1	MGV - 2	OGV1 / Bus - 3,5,6,7,12	OGV2 - 4,8,9,10,11,13
05/12/2023				
7-19	38	19	0	0
6-22	43	19	0	0
6-24	44	19	0	0
0-24	45	19	0	0
06/12/2023				
7-19	28	14	2	0
6-22	30	16	2	0
6-24	30	16	2	0
0-24	30	16	2	0
07/12/2023				
7-19	44	23	2	1
6-22	49	25	3	1
6-24	49	25	3	1
0-24	50	25	3	1
08/12/2023				
7-19	38	17	0	1
6-22	43	20	0	1
6-24	44	20	0	1
0-24	46	20	0	1
09/12/2023				
7-19	29	13	0	0
6-22	33	14	0	0
6-24	33	14	0	0
0-24	35	14	0	0
10/12/2023				
7-19	30	12	0	0
6-22	31	12	0	0
6-24	31	12	0	0
0-24	32	12	0	0
11/12/2023				
7-19	37	15	0	0
6-22	41	15	0	0
6-24	42	15	0	0
0-24	43	15	0	0
Average				
7-19	35	16	1	0
6-22	39	17	1	0
6-24	39	17	1	0
0-24	40	17	1	0



Week 1

TOTAL - 1-13
57
62
63
64
44
48
48
48
70
78
78
79
56
64
65
67
42
47
47
49
42
43
43
44
52
56
57
58

52
57
57
58



Lincolnshire ATC 1, A52 Wainfleet Road

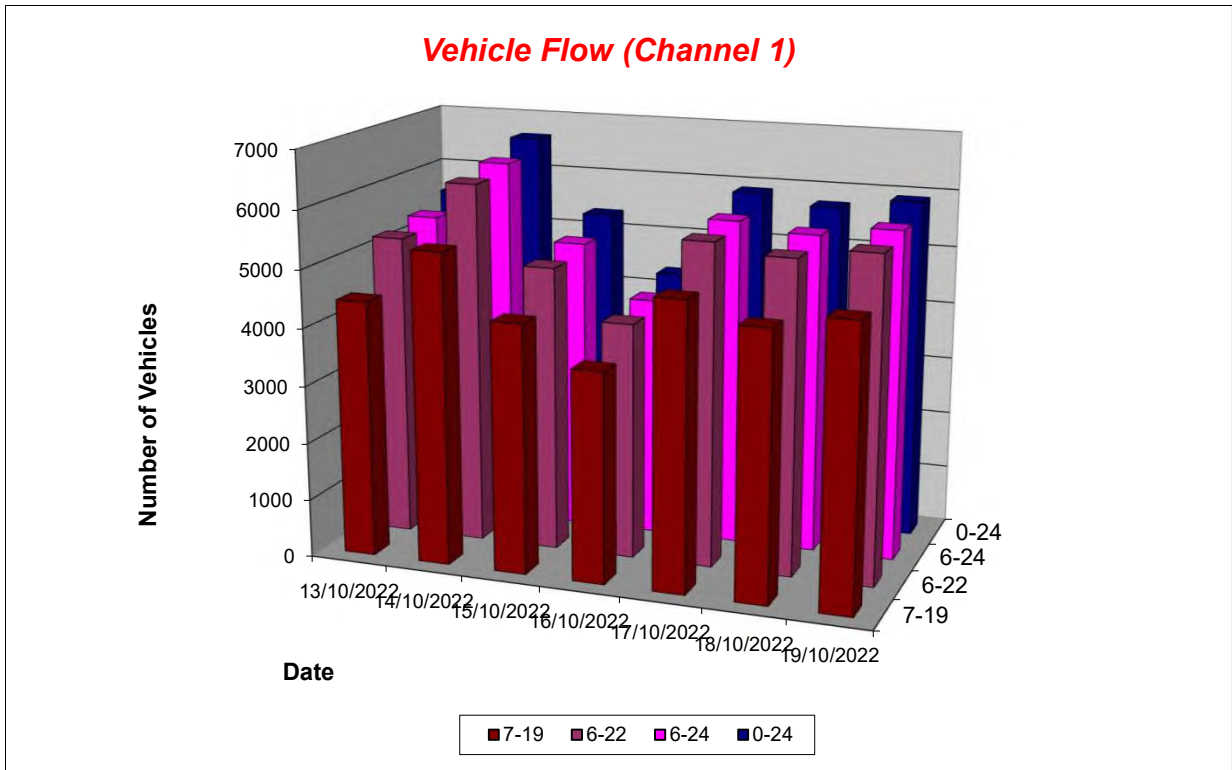
Produced by Road Data Services Ltd.

Channel 1 - Westbound

Vehicle Flow

Week 1

Hr Ending	13/10/2022 Thursday	14/10/2022 Friday	15/10/2022 Saturday	16/10/2022 Sunday	17/10/2022 Monday	18/10/2022 Tuesday	19/10/2022 Wednesday	Weekday Average	Average
1	23	19	35	32	25	15	17	20	24
2	9	13	26	22	15	12	3	10	14
3	23	19	23	17	20	22	28	22	22
4	19	29	20	13	18	17	20	21	19
5	44	42	38	25	33	33	42	39	37
6	109	112	112	56	120	113	108	112	104
7	285	270	164	90	261	313	286	283	238
8	312	326	117	95	349	325	351	333	268
9	326	365	226	132	390	384	391	371	316
10	304	327	284	260	368	391	370	352	329
11	306	393	430	412	338	337	362	347	368
12	352	403	492	493	429	352	342	376	409
13	365	484	457	427	437	354	377	403	414
14	380	472	519	414	424	370	377	405	422
15	405	568	381	335	423	368	451	443	419
16	461	500	358	319	478	430	428	459	425
17	459	607	360	320	516	509	517	522	470
18	414	524	389	252	477	473	479	473	430
19	352	413	288	166	295	292	384	347	313
20	232	272	194	161	172	226	211	223	210
21	173	216	160	126	131	178	163	172	164
22	116	125	113	81	87	105	99	106	104
23	84	85	86	59	67	73	70	76	75
24	32	48	56	32	20	38	33	34	37
7-19	4436	5382	4301	3625	4924	4585	4829	4831	4583
6-22	5242	6265	4932	4083	5575	5407	5588	5615	5299
6-24	5358	6398	5074	4174	5662	5518	5691	5725	5411
0-24	5585	6632	5328	4339	5893	5730	5909	5950	5631



Lincolnshire ATC 1, A52 Wainfleet Road

Produced by Road Data Services Ltd.

Channel 1 - Westbound

Average Speed

Week 1

Hr Ending	13/10/2022 Thursday	14/10/2022 Friday	15/10/2022 Saturday	16/10/2022 Sunday	17/10/2022 Monday	18/10/2022 Tuesday	19/10/2022 Wednesday
1	38.1	36.5	36.5	37.1	35.4	38.0	36.4
2	36.4	37.3	36.8	39.4	36.6	37.4	38.2
3	36.9	37.7	34.2	39.5	37.0	36.5	37.4
4	37.7	39.8	36.5	39.8	36.2	37.9	39.3
5	37.2	37.1	37.6	36.9	38.5	38.3	38.4
6	36.1	36.2	36.1	35.5	36.0	36.7	36.7
7	33.8	35.2	35.4	36.9	34.6	33.9	33.6
8	35.1	35.7	35.6	37.9	34.7	35.3	35.2
9	35.8	35.1	36.1	36.8	34.3	34.6	35.9
10	35.1	35.2	35.9	36.5	33.7	36.0	35.2
11	34.3	33.8	35.4	36.2	34.5	35.1	35.2
12	35.5	34.5	35.2	35.6	35.1	35.1	35.3
13	34.2	33.1	34.6	35.9	34.0	34.9	33.4
14	33.9	33.3	33.4	35.8	33.8	33.8	34.1
15	33.8	32.5	35.0	36.3	33.8	34.4	33.4
16	33.1	33.3	35.4	36.1	33.7	33.9	33.5
17	33.5	33.1	35.4	35.9	32.3	31.9	32.5
18	34.0	33.2	35.2	35.6	32.8	34.3	34.1
19	34.2	34.5	35.2	36.0	34.8	35.1	34.1
20	36.0	36.0	35.7	36.5	35.8	35.8	34.1
21	36.0	36.6	35.8	36.3	36.1	36.3	35.8
22	36.7	36.3	36.3	35.5	37.1	36.7	36.2
23	36.1	37.0	36.1	35.6	35.7	36.5	36.8
24	38.6	36.9	36.9	37.9	38.0	36.4	36.3

10-12	34.9	34.1	35.3	35.9	34.9	35.1	35.2
14-16	33.4	32.9	35.2	36.2	33.8	34.1	33.4
0-24	34.6	34.2	35.2	36.1	34.2	34.7	34.4

Average (ALL)	34.7
Weekday Inter-Peak	34.1

Channel 1 - Westbound

85th Percentile

Hr Ending	13/10/2022 Thursday	14/10/2022 Friday	15/10/2022 Saturday	16/10/2022 Sunday	17/10/2022 Monday	18/10/2022 Tuesday	19/10/2022 Wednesday
1	43.3	40.2	41.8	41.4	39.1	42.0	41.6
2	38.6	41.6	40.1	46.2	40.1	41.2	42.0
3	42.3	41.5	43.6	50.9	43.5	40.9	43.0
4	42.2	48.5	39.6	47.0	41.6	40.7	42.9
5	41.5	40.9	42.0	41.8	43.4	43.1	44.0
6	41.0	42.3	41.7	39.7	40.4	40.5	42.1
7	39.0	40.0	40.6	41.6	39.6	39.4	39.1
8	39.1	39.7	41.6	42.5	38.7	39.0	39.3
9	39.3	38.9	40.5	40.2	38.5	38.9	39.5
10	39.1	39.4	40.4	40.5	39.5	40.7	39.7
11	38.4	38.8	39.1	40.9	39.4	40.5	39.7
12	39.6	39.0	39.2	39.5	39.4	39.4	39.8
13	40.3	38.7	39.9	40.1	39.0	39.7	38.3
14	38.7	38.4	39.0	39.7	38.6	39.0	38.8
15	39.1	38.1	39.6	40.2	38.8	39.6	37.6
16	38.5	39.1	39.9	40.5	38.8	39.1	38.8
17	38.6	38.9	39.8	39.5	38.4	38.1	38.8
18	39.2	38.9	39.1	39.7	38.8	39.5	38.4
19	39.5	39.0	39.3	39.9	39.6	39.7	38.8
20	39.9	39.8	40.2	41.1	39.7	40.1	40.4
21	40.3	40.1	39.4	40.3	39.5	40.3	39.7
22	41.3	40.2	40.4	39.7	42.6	41.1	40.7
23	39.9	41.3	40.4	41.1	39.9	41.5	42.0
24	42.5	42.0	42.3	43.8	42.0	42.0	39.5

10-12	39.1	38.9	39.2	40.2	39.5	40.0	39.7
14-16	38.7	38.6	39.8	40.3	38.8	39.3	38.2
0-24	39.5	39.4	39.9	40.4	39.3	39.8	39.4

85th %ile (ALL)	39.7
Weekday Inter-Peak	39.1

Lincolnshire ATC 1, A52 Wainfleet Road

Produced by Road Data Services Ltd.

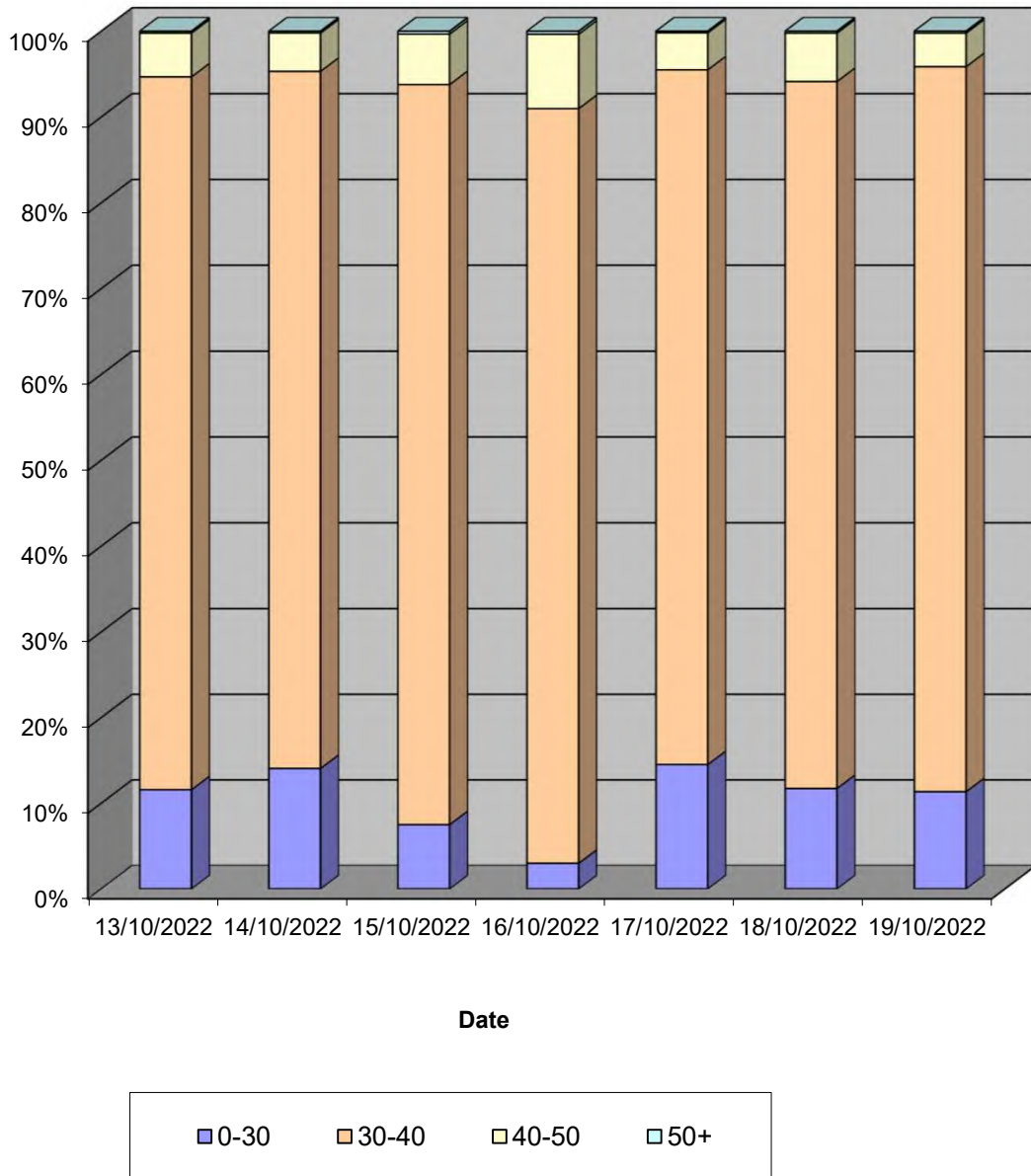
Channel 1 - Westbound

Speed Summary

Week 1

Speed (MPH)	13/10/2022 Thursday	14/10/2022 Friday	15/10/2022 Saturday	16/10/2022 Sunday	17/10/2022 Monday	18/10/2022 Tuesday	19/10/2022 Wednesday
0-30	647	933	400	130	856	672	671
30-40	4641	5389	4597	3818	4772	4722	4994
40-50	285	296	313	376	254	323	231
50+	12	14	18	15	11	13	13
TOTAL	5585	6632	5328	4339	5893	5730	5909

Speed Summary (MPH)



Lincolnshire ATC 1, A52 Wainfleet Road

Produced by Road Data Services Ltd.

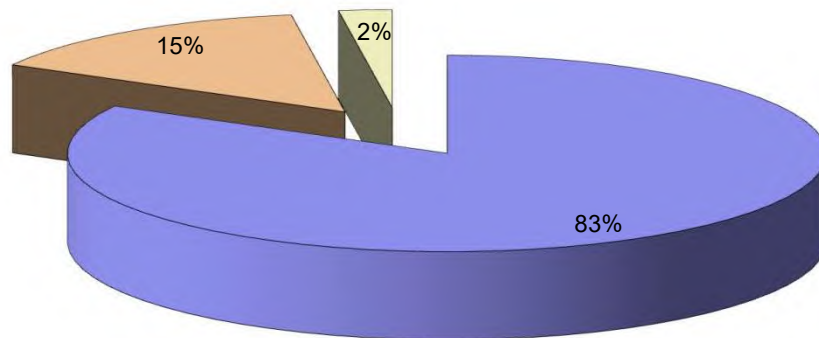
Channel 1 - Westbound

Vehicle Class

Week 1

Classes Day / Time	Car / LGV / Caravan - 1	OGV1 / Bus - 2,3,5,6,7,12	OGV2 - 4,8,9,10,11,13	TOTAL - 1-13
13/10/2022				
7-19	3520	795	121	4436
6-22	4213	899	130	5242
6-24	4315	910	133	5358
0-24	4485	958	142	5585
14/10/2022				
7-19	4423	814	145	5382
6-22	5197	911	157	6265
6-24	5310	930	158	6398
0-24	5485	981	166	6632
15/10/2022				
7-19	3767	488	46	4301
6-22	4316	568	48	4932
6-24	4444	582	48	5074
0-24	4637	633	58	5328
16/10/2022				
7-19	3251	348	26	3625
6-22	3643	410	30	4083
6-24	3720	424	30	4174
0-24	3864	438	37	4339
17/10/2022				
7-19	3983	788	153	4924
6-22	4537	879	159	5575
6-24	4612	889	161	5662
0-24	4792	929	172	5893
18/10/2022				
7-19	3679	779	127	4585
6-22	4405	866	136	5407
6-24	4497	882	139	5518
0-24	4648	930	152	5730
19/10/2022				
7-19	3883	803	143	4829
6-22	4544	887	157	5588
6-24	4637	893	161	5691
0-24	4803	940	166	5909
Average				
7-19	3787	688	109	4583
6-22	4408	774	117	5299
6-24	4505	787	119	5411
0-24	4673	830	128	5631

Total Vehicle Class Distribution



Lincolnshire ATC 1, A52 Wainfleet Road

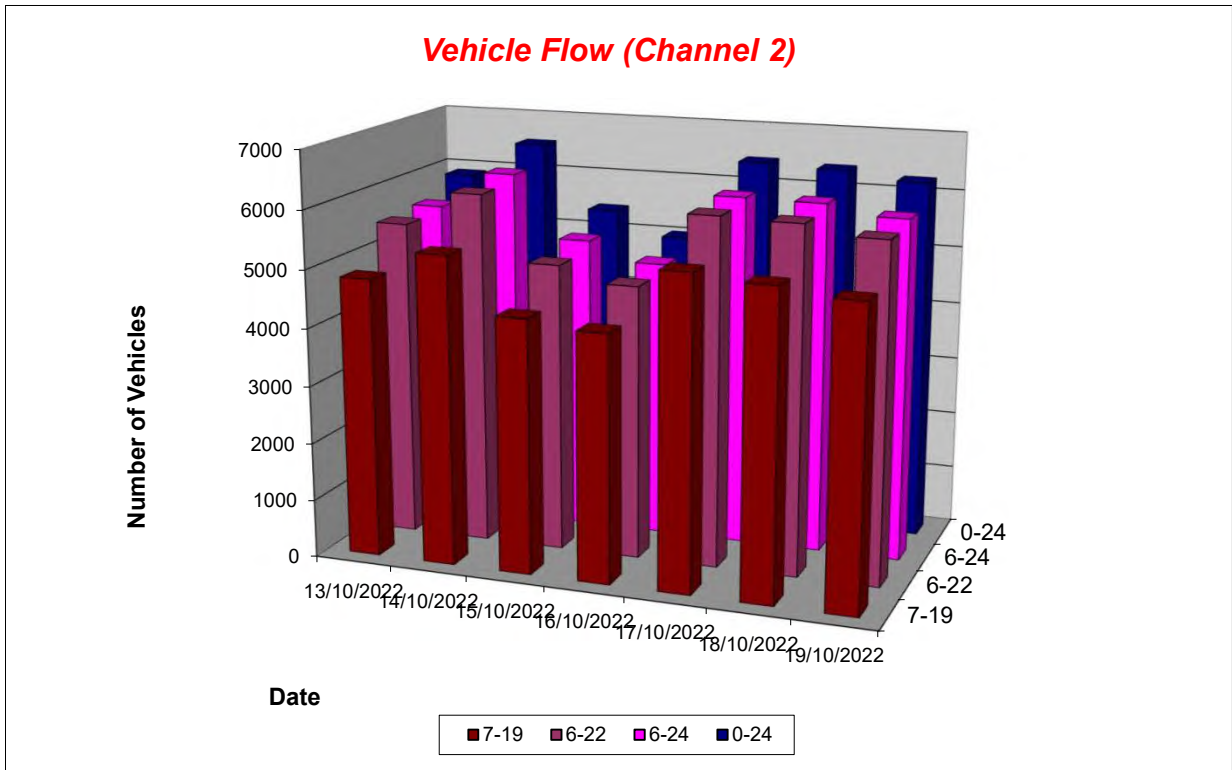
Produced by Road Data Services Ltd.

Channel 2 - Eastbound

Vehicle Flow

Week 1

Hr Ending	13/10/2022 Thursday	14/10/2022 Friday	15/10/2022 Saturday	16/10/2022 Sunday	17/10/2022 Monday	18/10/2022 Tuesday	19/10/2022 Wednesday	Weekday Average	Average
1	17	31	35	39	29	26	19	24	28
2	19	21	20	23	33	11	17	20	21
3	47	15	29	31	28	36	41	33	32
4	24	36	54	29	47	34	29	34	36
5	68	68	44	25	63	66	90	71	61
6	159	143	99	42	163	154	167	157	132
7	278	317	173	109	308	307	289	300	254
8	449	413	202	119	514	582	483	488	395
9	543	557	320	190	550	641	519	562	474
10	343	503	382	252	483	470	422	444	408
11	367	501	409	338	472	394	388	424	410
12	355	471	420	411	461	403	441	426	423
13	366	421	399	455	408	368	397	392	402
14	406	438	390	464	397	354	392	397	406
15	350	427	385	487	401	378	452	402	411
16	415	470	400	455	469	427	407	438	435
17	440	412	381	475	473	465	464	451	444
18	441	419	394	360	432	463	451	441	423
19	350	300	304	253	302	314	310	315	305
20	213	219	182	195	165	243	204	209	203
21	109	147	138	98	99	95	114	113	114
22	69	81	105	68	69	67	76	72	76
23	39	73	94	45	40	46	41	48	54
24	26	42	55	42	24	35	36	33	37
7-19	4825	5332	4386	4259	5362	5259	5126	5181	4936
6-22	5494	6096	4984	4729	6003	5971	5809	5875	5584
6-24	5559	6211	5133	4816	6067	6052	5886	5955	5675
0-24	5893	6525	5414	5005	6430	6379	6249	6295	5985



Lincolnshire ATC 1, A52 Wainfleet Road

Produced by Road Data Services Ltd.

Channel 2 - Eastbound

Average Speed

Week 1

Hr Ending	13/10/2022 Thursday	14/10/2022 Friday	15/10/2022 Saturday	16/10/2022 Sunday	17/10/2022 Monday	18/10/2022 Tuesday	19/10/2022 Wednesday
1	37.4	38.3	37.4	37.9	38.5	38.8	40.3
2	37.7	37.2	38.6	37.4	38.0	39.8	35.7
3	36.2	37.5	36.9	43.0	36.7	36.9	37.7
4	39.3	37.5	38.1	38.3	38.6	38.0	38.4
5	38.1	36.6	37.4	39.2	38.4	37.6	38.8
6	37.6	37.6	36.1	37.7	37.0	37.5	36.5
7	31.6	32.6	35.4	38.2	33.3	33.2	33.2
8	35.6	36.7	36.5	38.2	35.3	35.2	37.1
9	35.9	35.8	37.7	37.0	35.1	36.1	35.5
10	35.9	35.8	37.0	37.7	35.9	35.9	36.0
11	35.4	34.7	36.9	37.5	34.4	36.1	35.8
12	36.2	35.3	36.6	36.5	35.9	36.3	36.0
13	35.9	35.3	37.9	36.6	35.5	35.5	35.7
14	35.5	34.7	37.0	36.7	35.3	36.9	35.5
15	35.7	34.7	37.0	36.4	35.5	34.4	35.4
16	36.4	36.2	37.1	37.2	35.9	36.2	36.2
17	36.2	36.4	37.5	36.9	36.1	35.9	35.9
18	36.1	36.1	37.6	36.7	35.4	35.6	35.3
19	36.8	36.7	36.0	36.8	36.8	37.0	37.1
20	35.9	36.5	35.9	37.0	37.3	36.7	36.1
21	37.1	35.9	37.6	38.0	37.2	36.8	36.6
22	39.1	38.0	37.5	37.6	38.0	37.9	36.3
23	38.3	37.9	37.9	36.5	37.9	38.0	38.0
24	36.8	37.5	37.9	38.6	39.6	37.2	39.8

10-12	35.8	35.0	36.7	37.0	35.1	36.2	35.9
14-16	36.1	35.5	37.1	36.8	35.7	35.4	35.8
0-24	35.9	35.7	37.1	37.1	35.7	35.9	36.0

Average (ALL)	36.1
Weekday Inter-Peak	35.6

Channel 2 - Eastbound

85th Percentile

Hr Ending	13/10/2022 Thursday	14/10/2022 Friday	15/10/2022 Saturday	16/10/2022 Sunday	17/10/2022 Monday	18/10/2022 Tuesday	19/10/2022 Wednesday
1	39.9	41.2	42.1	40.7	43.0	42.3	44.6
2	40.1	41.3	45.5	40.4	42.2	44.3	39.6
3	39.9	41.6	40.8	48.6	39.7	41.0	40.1
4	45.6	41.0	42.7	41.4	42.3	41.3	41.3
5	42.1	41.6	41.8	44.8	43.7	42.0	41.6
6	41.7	42.3	41.8	41.0	42.2	42.2	41.4
7	37.4	38.2	39.9	41.6	40.0	38.9	39.9
8	40.9	40.5	40.1	43.2	39.4	40.3	40.5
9	40.1	39.8	41.3	41.7	39.5	39.5	40.9
10	39.7	40.0	41.0	41.6	39.6	40.7	40.6
11	40.2	39.2	40.4	41.4	39.4	39.7	40.1
12	40.2	40.2	40.6	40.4	40.0	41.0	41.0
13	41.0	40.1	42.0	40.5	40.1	40.4	41.1
14	40.4	39.3	40.9	40.2	40.3	41.2	40.6
15	40.1	39.6	41.2	40.2	40.6	40.8	39.4
16	40.7	40.6	40.8	40.7	40.4	40.2	41.0
17	41.6	40.2	41.3	40.6	40.2	40.6	40.7
18	40.8	40.9	41.5	40.8	41.1	40.3	40.7
19	41.2	40.6	40.4	40.8	41.2	41.2	41.7
20	40.7	41.8	39.9	41.1	41.1	40.7	41.2
21	41.5	40.4	41.5	42.2	40.8	40.4	41.3
22	44.6	42.0	41.4	42.2	42.6	40.9	41.8
23	42.6	42.1	41.8	40.5	42.0	41.9	40.9
24	39.9	40.3	40.9	42.5	42.6	41.4	43.7

10-12	40.2	39.7	40.4	40.9	39.8	40.4	40.6
14-16	40.5	40.2	41.1	40.5	40.5	40.7	40.2
0-24	40.7	40.3	41.1	41.1	40.5	40.6	40.9

85th %ile (ALL)	40.7
Weekday Inter-Peak	40.3

Lincolnshire ATC 1, A52 Wainfleet Road

Produced by Road Data Services Ltd.

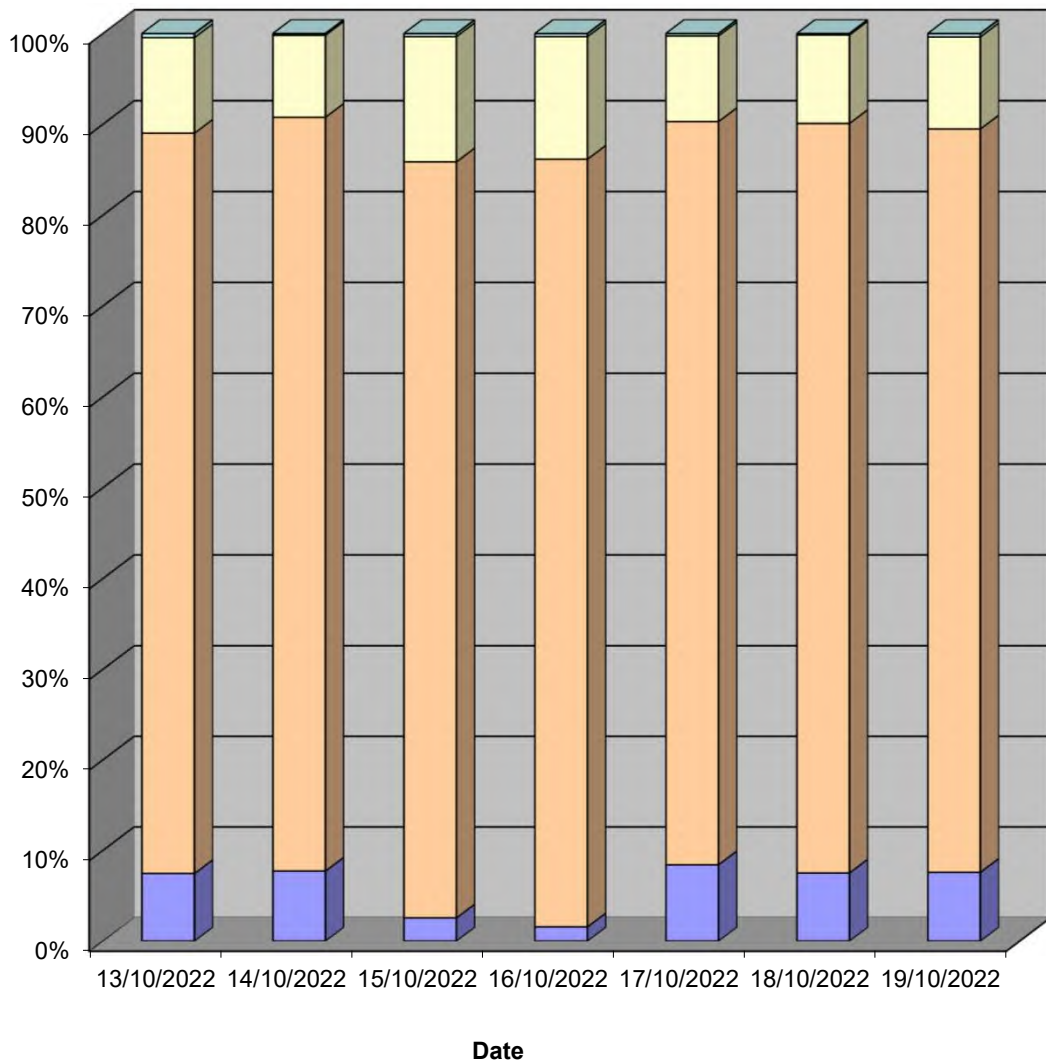
Channel 2 - Eastbound

Speed Summary

Week 1

Speed (MPH)	13/10/2022 Thursday	14/10/2022 Friday	15/10/2022 Saturday	16/10/2022 Sunday	17/10/2022 Monday	18/10/2022 Tuesday	19/10/2022 Wednesday
0-30	440	505	139	79	542	480	475
30-40	4807	5419	4511	4234	5265	5268	5118
40-50	620	589	746	675	606	621	633
50+	26	12	18	17	17	10	23
TOTAL	5893	6525	5414	5005	6430	6379	6249

Speed Summary (MPH)



Lincolnshire ATC 1, A52 Wainfleet Road

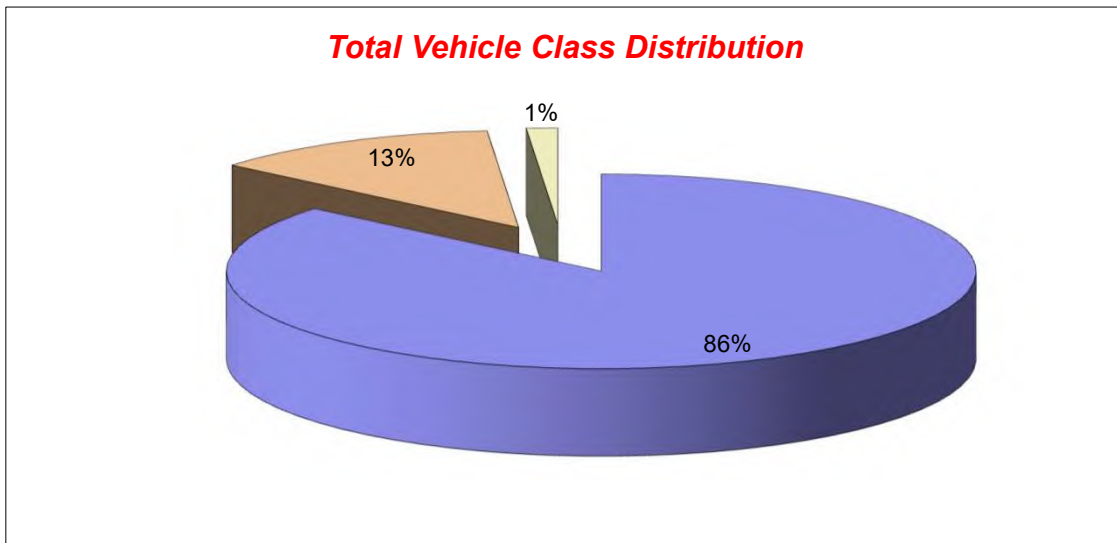
Produced by Road Data Services Ltd.

Channel 2 - Eastbound

Vehicle Class

Week 1

Classes Day / Time	Car / LGV / Caravan - 1	OGV1 / Bus - 2,3,5,6,7,12	OGV2 - 4,8,9,10,11,13	TOTAL - 1-13
13/10/2022				
7-19	3974	786	65	4825
6-22	4541	880	73	5494
6-24	4594	887	78	5559
0-24	4861	943	89	5893
14/10/2022				
7-19	4599	663	70	5332
6-22	5289	727	80	6096
6-24	5396	730	85	6211
0-24	5641	782	102	6525
15/10/2022				
7-19	3931	433	22	4386
6-22	4467	489	28	4984
6-24	4603	502	28	5133
0-24	4834	540	40	5414
16/10/2022				
7-19	3815	416	28	4259
6-22	4237	457	35	4729
6-24	4313	464	39	4816
0-24	4480	483	42	5005
17/10/2022				
7-19	4453	816	93	5362
6-22	5018	885	100	6003
6-24	5073	894	100	6067
0-24	5376	945	109	6430
18/10/2022				
7-19	4552	638	69	5259
6-22	5206	692	73	5971
6-24	5269	707	76	6052
0-24	5526	757	96	6379
19/10/2022				
7-19	4366	690	70	5126
6-22	4984	749	76	5809
6-24	5050	759	77	5886
0-24	5365	798	86	6249
Average				
7-19	4241	635	60	4936
6-22	4820	697	66	5584
6-24	4900	706	69	5675
0-24	5155	750	81	5985



Lincolnshire ATC 2, A16

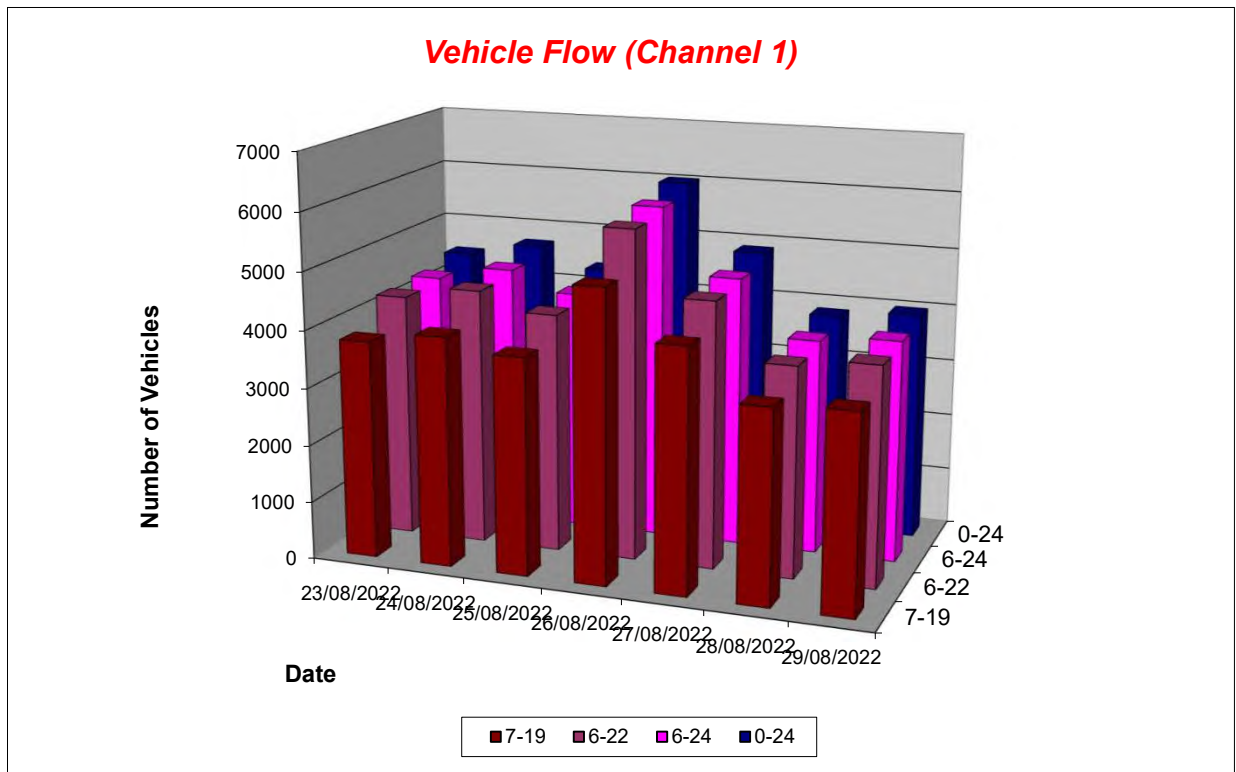
Produced by Road Data Services Ltd.

Channel 1 - Northbound

Vehicle Flow

Week 1

Hr Ending	23/08/2022 Tuesday	24/08/2022 Wednesday	25/08/2022 Thursday	26/08/2022 Friday	27/08/2022 Saturday	28/08/2022 Sunday	29/08/2022 Monday	Weekday Average	Average
1	14	17	19	21	25	21	25	19	20
2	12	15	18	18	17	20	16	16	17
3	16	18	16	17	8	13	11	16	14
4	16	8	14	13	19	10	10	12	13
5	30	22	30	26	30	8	25	27	24
6	75	75	53	77	68	34	38	64	60
7	149	141	132	146	64	46	86	131	109
8	269	244	282	234	81	90	120	230	189
9	267	294	394	285	282	155	191	286	267
10	268	312	341	337	390	330	265	305	320
11	367	351	233	412	529	445	420	357	394
12	344	429	313	457	574	445	455	400	431
13	360	395	362	510	502	400	434	412	423
14	298	339	329	482	445	304	327	355	361
15	292	284	321	542	343	258	354	359	342
16	348	410	327	474	315	297	340	380	359
17	401	361	394	537	283	263	308	400	364
18	346	332	313	457	246	225	164	322	298
19	227	237	161	321	219	132	41	197	191
20	137	135	115	245	153	91	97	146	139
21	109	104	93	178	129	128	124	122	124
22	68	99	51	110	74	53	77	81	76
23	21	50	22	79	46	54	34	41	44
24	24	29	24	43	31	27	23	29	29
7-19	3787	3988	3770	5048	4209	3344	3419	4002	3938
6-22	4250	4467	4161	5727	4629	3662	3803	4482	4386
6-24	4295	4546	4207	5849	4706	3743	3860	4551	4458
0-24	4458	4701	4357	6021	4873	3849	3985	4704	4606



Lincolnshire ATC 2, A16

Produced by Road Data Services Ltd.

Channel 1 - Northbound

Average Speed

Week 1

Hr Ending	23/08/2022 Tuesday	24/08/2022 Wednesday	25/08/2022 Thursday	26/08/2022 Friday	27/08/2022 Saturday	28/08/2022 Sunday	29/08/2022 Monday
1	42.2	46.1	39.6	35.6	28.0	28.9	40.5
2	36.4	50.3	32.0	31.4	28.2	38.2	30.7
3	31.2	30.9	37.7	22.8	32.1	40.8	31.9
4	25.2	29.8	34.1	20.4	34.9	43.2	24.9
5	24.9	30.0	40.1	29.8	40.3	32.3	29.6
6	31.0	31.0	49.9	31.1	40.1	32.4	31.8
7	44.6	48.2	55.7	37.5	60.0	40.9	42.8
8	43.3	49.6	52.9	43.7	58.0	56.9	45.4
9	47.1	38.9	47.3	45.3	50.7	46.8	45.9
10	40.0	44.1	30.2	38.2	49.6	50.7	48.5
11	28.7	45.4	42.5	42.3	40.0	32.9	43.1
12	36.2	30.6	34.2	37.9	36.0	25.6	34.3
13	35.9	33.4	27.8	32.1	25.4	26.3	31.2
14	35.4	29.9	32.7	31.2	33.2	27.3	47.3
15	26.8	31.9	35.6	29.6	29.0	26.3	51.0
16	29.3	29.7	29.3	27.1	26.5	27.9	49.4
17	33.2	40.4	27.4	31.6	26.2	29.3	48.0
18	43.3	45.1	40.2	28.5	26.1	46.4	50.5
19	50.4	51.2	50.3	24.4	29.8	57.3	46.7
20	46.6	48.0	47.0	27.2	30.5	53.5	57.0
21	46.1	51.8	45.8	24.7	27.2	35.1	44.5
22	50.1	48.2	48.3	24.8	28.1	27.8	38.2
23	48.6	33.7	49.0	25.1	26.5	34.5	35.5
24	49.1	38.2	50.6	26.7	26.9	34.0	35.5

10-12	32.3	37.3	37.8	40.0	37.9	29.3	38.5
14-16	28.2	30.6	32.4	28.5	27.8	27.2	50.2
0-24	37.7	39.2	38.1	32.6	34.6	34.8	43.5

Average (ALL)	36.9
Weekday Inter-Peak	35.5

Channel 1 - Northbound

85th Percentile

Hr Ending	23/08/2022 Tuesday	24/08/2022 Wednesday	25/08/2022 Thursday	26/08/2022 Friday	27/08/2022 Saturday	28/08/2022 Sunday	29/08/2022 Monday
1	50.1	58.3	50.6	42.5	38.1	35.5	48.5
2	52.4	62.0	36.7	38.7	35.7	46.3	37.5
3	35.4	39.8	48.8	27.8	42.5	57.6	38.6
4	29.4	34.8	42.6	28.2	41.3	52.8	33.3
5	29.7	36.7	46.1	36.3	46.7	42.5	36.5
6	38.1	38.8	60.1	39.6	50.9	40.6	39.9
7	54.8	60.2	62.9	48.6	66.2	53.3	56.2
8	53.9	59.4	63.7	53.9	66.0	65.6	58.5
9	59.7	48.9	56.7	55.0	61.6	57.5	57.2
10	51.0	53.5	38.5	48.8	59.6	61.1	58.3
11	36.4	56.0	52.1	52.6	49.4	40.8	52.2
12	45.2	40.6	44.0	48.5	47.0	31.4	44.7
13	44.3	44.3	35.0	39.7	32.3	32.3	39.7
14	45.0	39.6	42.4	39.1	41.5	35.3	57.8
15	35.2	41.2	45.5	37.0	37.1	32.8	61.6
16	36.9	37.0	38.3	34.5	33.8	36.2	59.2
17	43.2	51.5	34.8	39.7	33.1	36.6	57.9
18	54.9	57.0	51.0	37.4	32.0	60.2	59.9
19	60.2	61.5	60.4	30.9	38.5	64.1	55.2
20	58.5	59.5	58.7	35.1	39.9	63.9	65.5
21	56.5	62.4	56.5	32.3	33.9	46.3	56.2
22	60.3	57.6	56.6	31.2	36.6	35.7	49.0
23	60.3	43.8	58.3	31.8	34.9	44.0	46.2
24	57.9	47.7	59.8	31.9	38.1	41.1	43.2

10-12	41.5	50.1	48.4	50.7	48.4	37.2	49.3
14-16	36.3	38.9	42.4	36.0	35.6	34.8	60.4
0-24	50.0	52.1	51.2	43.3	47.5	48.5	56.0

85th %ile (ALL)	49.9
Weekday Inter-Peak	47.4

Lincolnshire ATC 2, A16

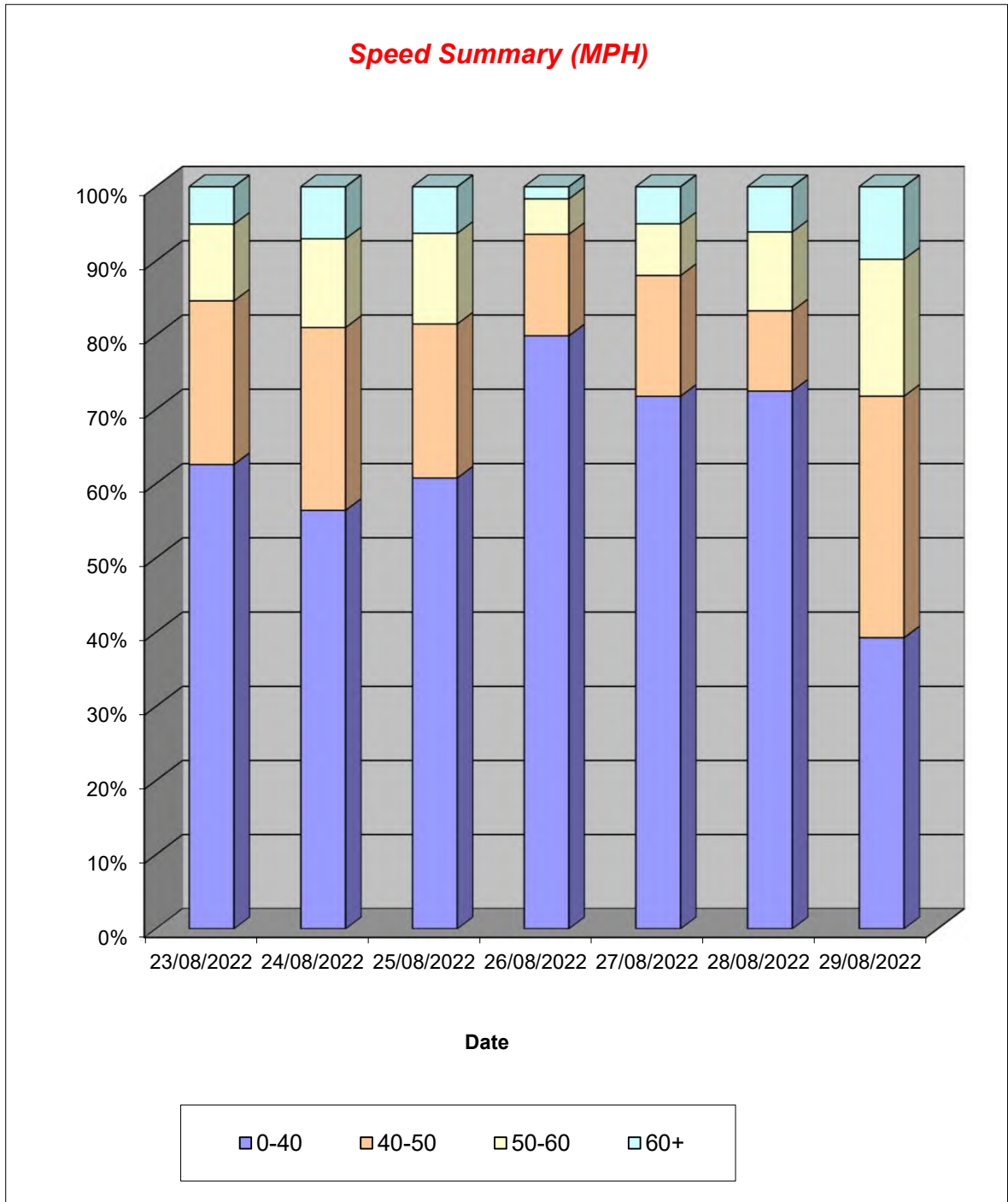
Produced by Road Data Services Ltd.

Channel 1 - Northbound

Speed Summary

Week 1

Speed (MPH)	23/08/2022 Tuesday	24/08/2022 Wednesday	25/08/2022 Thursday	26/08/2022 Friday	27/08/2022 Saturday	28/08/2022 Sunday	29/08/2022 Monday
0-40	2791	2653	2648	4813	3498	2790	1565
40-50	982	1157	904	823	793	416	1296
50-60	461	562	532	287	339	409	735
60+	224	329	273	98	243	234	389
TOTAL	4458	4701	4357	6021	4873	3849	3985



Lincolnshire ATC 2, A16

Produced by Road Data Services Ltd.

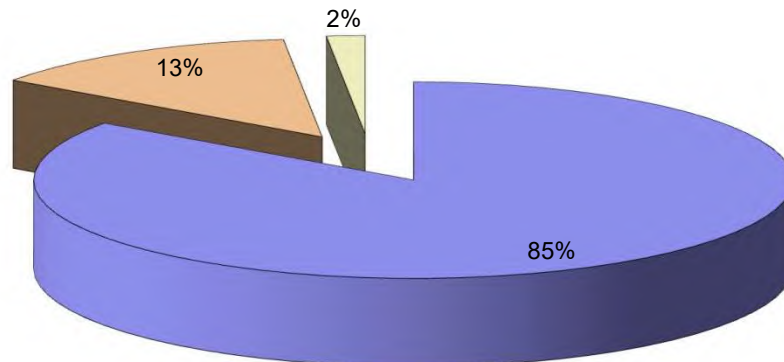
Channel 1 - Northbound

Vehicle Class

Week 1

Classes Day / Time	Car / LGV / Caravan - 1	OGV1 / Bus - 2,3,5,6,7,12	OGV2 - 4,8,9,10,11,13	TOTAL - 1-13
23/08/2022				
7-19	3160	565	62	3787
6-22	3490	690	70	4250
6-24	3527	697	71	4295
0-24	3672	706	80	4458
24/08/2022				
7-19	3212	714	62	3988
6-22	3549	847	71	4467
6-24	3623	849	74	4546
0-24	3757	860	84	4701
25/08/2022				
7-19	3395	321	54	3770
6-22	3711	387	63	4161
6-24	3750	393	64	4207
0-24	3874	416	67	4357
26/08/2022				
7-19	4417	526	105	5048
6-22	5059	551	117	5727
6-24	5179	552	118	5849
0-24	5343	554	124	6021
27/08/2022				
7-19	3605	536	68	4209
6-22	4004	552	73	4629
6-24	4080	552	74	4706
0-24	4224	569	80	4873
28/08/2022				
7-19	2933	362	49	3344
6-22	3197	416	49	3662
6-24	3269	423	51	3743
0-24	3369	427	53	3849
29/08/2022				
7-19	2645	746	28	3419
6-22	2945	826	32	3803
6-24	2999	827	34	3860
0-24	3115	831	39	3985
Average				
7-19	3338	539	61	3938
6-22	3708	610	68	4386
6-24	3775	613	69	4458
0-24	3908	623	75	4606

Total Vehicle Class Distribution



Lincolnshire ATC 2, A16

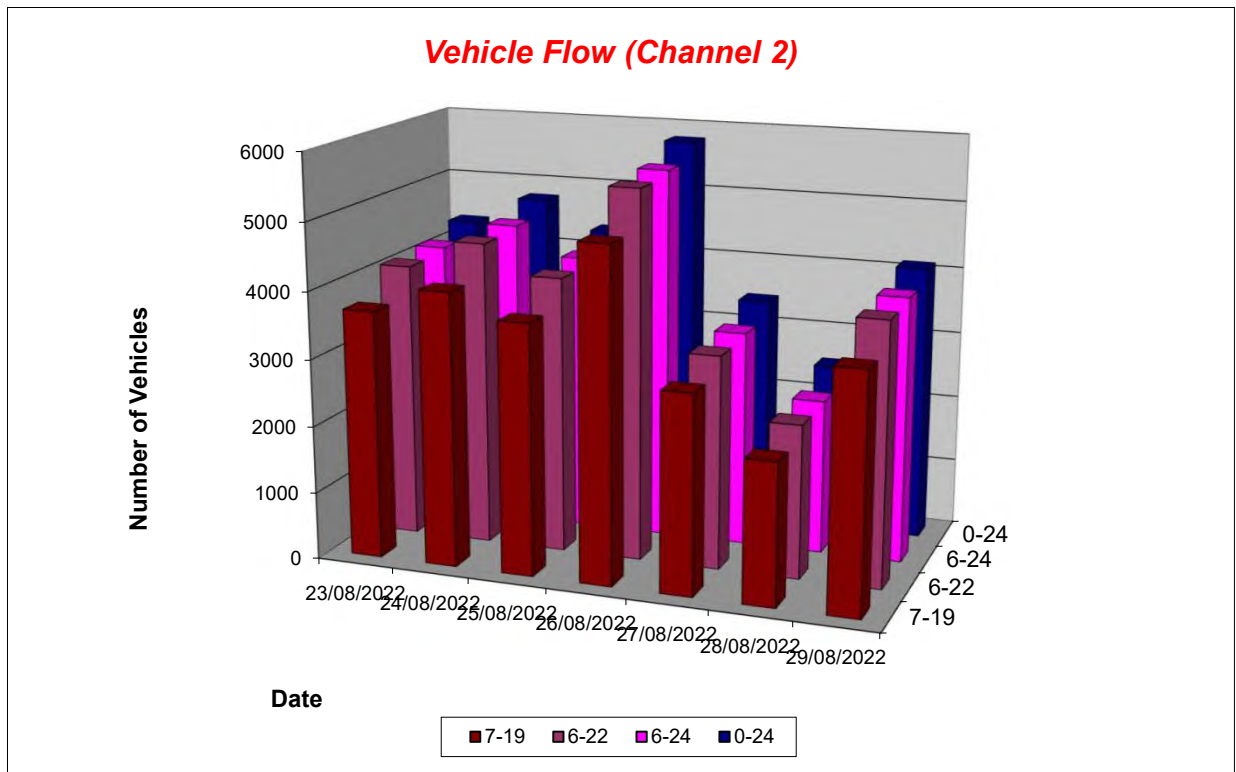
Produced by Road Data Services Ltd.

Channel 2 - Southbound

Vehicle Flow

Week 1

Hr Ending	23/08/2022 Tuesday	24/08/2022 Wednesday	25/08/2022 Thursday	26/08/2022 Friday	27/08/2022 Saturday	28/08/2022 Sunday	29/08/2022 Monday	Weekday Average	Average
1	7	10	15	17	18	24	13	12	15
2	13	18	8	25	40	44	15	16	23
3	19	20	15	20	37	46	22	19	26
4	20	19	18	28	32	38	16	20	24
5	21	22	23	25	18	12	16	21	20
6	99	96	101	120	63	43	86	100	87
7	192	220	183	280	71	25	186	212	165
8	242	273	276	308	81	35	229	266	206
9	405	435	406	593	162	78	390	446	353
10	355	400	333	439	249	129	316	369	317
11	301	335	277	398	315	231	294	321	307
12	302	318	292	372	324	285	297	316	313
13	297	305	312	383	321	261	268	313	307
14	284	334	307	409	348	212	287	324	312
15	322	349	332	447	308	263	315	353	334
16	315	368	310	428	255	200	300	344	311
17	398	435	391	535	284	195	370	426	373
18	316	349	307	371	187	138	288	326	279
19	158	169	180	247	114	78	150	181	157
20	82	99	89	102	51	46	81	91	79
21	73	106	72	126	71	64	80	91	85
22	63	36	43	52	34	44	46	48	45
23	26	20	26	32	19	13	21	25	22
24	30	26	23	32	26	8	29	28	25
7-19	3695	4070	3723	4930	2948	2105	3504	3984	3568
6-22	4105	4531	4110	5490	3175	2284	3897	4427	3942
6-24	4161	4577	4159	5554	3220	2305	3947	4480	3989
0-24	4340	4762	4339	5789	3428	2512	4115	4669	4184



Lincolnshire ATC 2, A16

Produced by Road Data Services Ltd.

Channel 2 - Southbound

Average Speed

Week 1

Hr Ending	23/08/2022 Tuesday	24/08/2022 Wednesday	25/08/2022 Thursday	26/08/2022 Friday	27/08/2022 Saturday	28/08/2022 Sunday	29/08/2022 Monday
1	29.5	29.8	30.0	31.9	41.1	38.8	29.4
2	29.7	32.8	27.9	31.0	40.7	40.0	28.9
3	33.6	34.2	32.3	33.8	40.1	41.9	34.0
4	29.0	27.5	32.6	27.3	40.2	41.6	28.5
5	32.1	31.9	32.9	30.4	41.3	39.2	32.1
6	33.7	34.0	32.7	35.3	39.4	39.9	34.1
7	33.7	33.7	33.7	33.2	40.0	39.8	34.2
8	33.5	34.5	34.8	34.6	40.8	39.3	34.5
9	33.7	33.4	33.7	34.1	40.2	40.4	34.6
10	33.3	33.4	33.8	33.3	40.4	39.5	34.0
11	34.2	34.0	34.0	34.0	40.8	41.3	34.2
12	33.3	33.4	33.3	33.4	40.3	40.6	34.1
13	34.0	34.1	33.7	35.2	40.0	40.0	33.9
14	34.2	34.4	34.1	34.7	39.9	40.6	34.0
15	34.0	34.8	34.8	34.9	40.0	40.4	34.6
16	35.0	35.4	34.5	35.7	40.9	40.6	34.7
17	34.7	33.3	34.8	33.8	41.2	40.4	33.6
18	34.2	33.7	34.1	33.4	40.2	40.7	34.3
19	34.4	33.5	34.4	32.4	40.8	40.7	32.8
20	32.1	31.8	34.4	30.7	40.6	41.1	33.5
21	33.8	33.2	34.9	33.9	40.9	40.0	34.0
22	33.8	33.3	33.5	32.9	39.8	40.8	32.6
23	33.1	29.8	32.8	27.6	40.5	40.1	29.8
24	35.2	34.4	34.1	33.1	40.3	42.8	34.4

10-12	33.7	33.7	33.7	33.7	40.6	40.9	34.2
14-16	34.5	35.1	34.7	35.3	40.4	40.5	34.6
0-24	33.9	33.8	34.1	34.0	40.4	40.5	34.0

Average (ALL)	35.3
Weekday Inter-Peak	34.4

Channel 2 - Southbound

85th Percentile

Hr Ending	23/08/2022 Tuesday	24/08/2022 Wednesday	25/08/2022 Thursday	26/08/2022 Friday	27/08/2022 Saturday	28/08/2022 Sunday	29/08/2022 Monday
1	37.2	37.4	38.5	39.3	50.3	48.5	39.9
2	37.8	40.7	36.2	38.4	50.2	48.6	36.2
3	42.8	43.0	39.8	40.4	48.3	50.4	41.3
4	37.6	34.2	40.5	35.8	50.1	49.9	36.2
5	41.7	39.9	43.8	36.4	46.7	46.7	40.4
6	43.7	43.7	42.8	44.4	48.8	48.7	42.8
7	43.2	43.0	43.2	41.9	49.8	49.5	43.2
8	42.9	43.3	44.1	44.2	50.6	47.6	43.8
9	43.3	44.0	43.3	44.2	49.9	49.7	44.3
10	43.1	42.5	43.4	42.6	49.5	48.3	44.3
11	43.7	43.3	42.9	42.7	50.4	50.6	43.8
12	42.8	43.1	43.0	43.4	49.6	49.8	42.8
13	42.9	43.4	42.7	45.2	49.3	49.2	43.8
14	45.0	44.8	44.0	44.6	49.3	49.9	44.1
15	43.0	43.8	44.8	43.5	48.7	49.7	43.9
16	45.0	44.7	45.0	45.0	50.3	49.2	45.0
17	44.7	43.4	44.0	43.9	50.0	49.3	43.1
18	44.0	43.5	44.8	43.7	49.4	49.8	44.0
19	43.5	41.8	43.9	40.1	50.8	50.8	42.5
20	40.9	41.9	44.0	41.5	50.1	49.7	43.3
21	43.3	41.2	45.3	42.6	50.4	49.6	41.6
22	43.9	41.8	41.0	42.9	49.8	49.6	41.6
23	44.0	38.2	41.1	34.9	49.7	48.4	38.4
24	43.9	42.2	40.8	38.8	48.4	46.8	43.0

10-12	43.2	43.2	43.0	43.1	50.1	50.1	43.4
14-16	44.0	44.2	44.9	44.3	49.4	49.5	44.4
0-24	43.6	43.3	43.8	43.5	49.7	49.6	43.6

85th %ile (ALL)	45.2
Weekday Inter-Peak	43.9

Lincolnshire ATC 2, A16

Produced by Road Data Services Ltd.


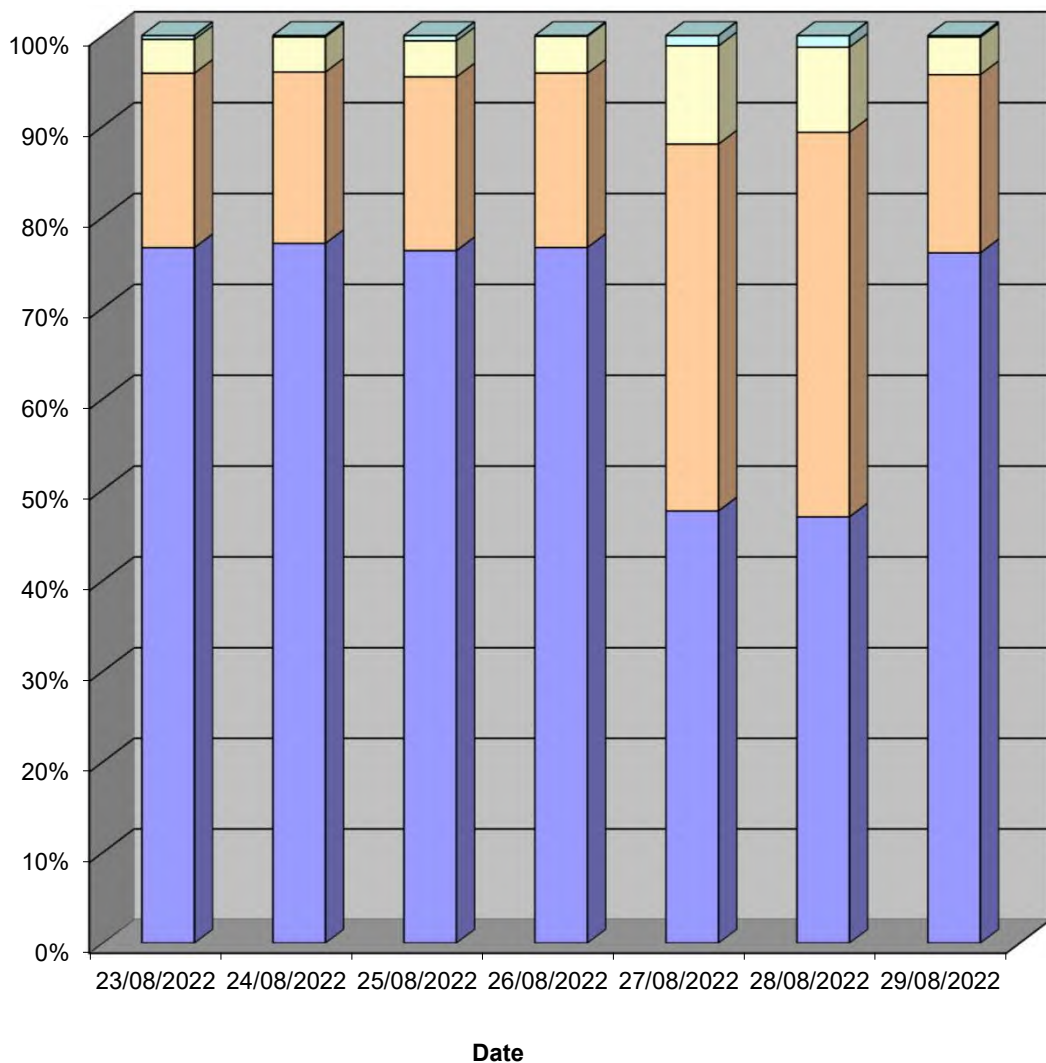
Channel 2 - Southbound

Speed Summary

Week 1

Speed (MPH)	23/08/2022 Tuesday	24/08/2022 Wednesday	25/08/2022 Thursday	26/08/2022 Friday	27/08/2022 Saturday	28/08/2022 Sunday	29/08/2022 Monday
0-40	3327	3673	3312	4439	1645	1180	3131
40-50	833	898	830	1111	1393	1062	807
50-60	162	184	172	234	373	235	170
60+	18	7	25	5	39	32	7
TOTAL	4340	4762	4339	5789	3450	2509	4115

Speed Summary (MPH)



Lincolnshire ATC 2, A16

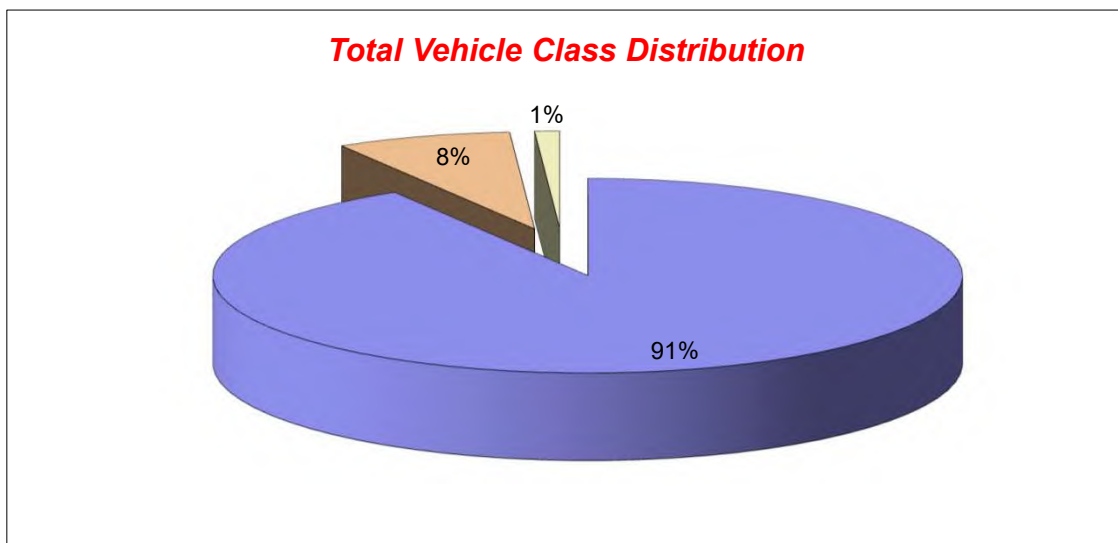
Produced by Road Data Services Ltd.

Channel 2 - Southbound

Vehicle Class

Week 1

Classes Day / Time	Car / LGV / Caravan - 1	OGV1 / Bus - 2,3,5,6,7,12	OGV2 - 4,8,9,10,11,13	TOTAL - 1-13
23/08/2022				
7-19	3387	271	37	3695
6-22	3730	332	43	4105
6-24	3773	343	45	4161
0-24	3929	365	46	4340
24/08/2022				
7-19	3772	255	43	4070
6-22	4153	329	49	4531
6-24	4188	338	51	4577
0-24	4347	363	52	4762
25/08/2022				
7-19	3406	279	38	3723
6-22	3728	337	45	4110
6-24	3763	349	47	4159
0-24	3919	372	48	4339
26/08/2022				
7-19	4545	335	50	4930
6-22	5035	398	57	5490
6-24	5088	406	60	5554
0-24	5301	427	61	5789
27/08/2022				
7-19	2780	140	28	2948
6-22	2970	173	32	3175
6-24	3004	182	34	3220
0-24	3186	205	37	3428
28/08/2022				
7-19	1988	105	12	2105
6-22	2139	129	16	2284
6-24	2151	135	19	2305
0-24	2356	137	19	2512
29/08/2022				
7-19	3206	256	42	3504
6-22	3541	309	47	3897
6-24	3576	322	49	3947
0-24	3722	343	50	4115
Average				
7-19	3298	234	36	3568
6-22	3614	287	41	3942
6-24	3649	296	44	3989
0-24	3823	316	45	4184



Lincolnshire ATC 2, A16

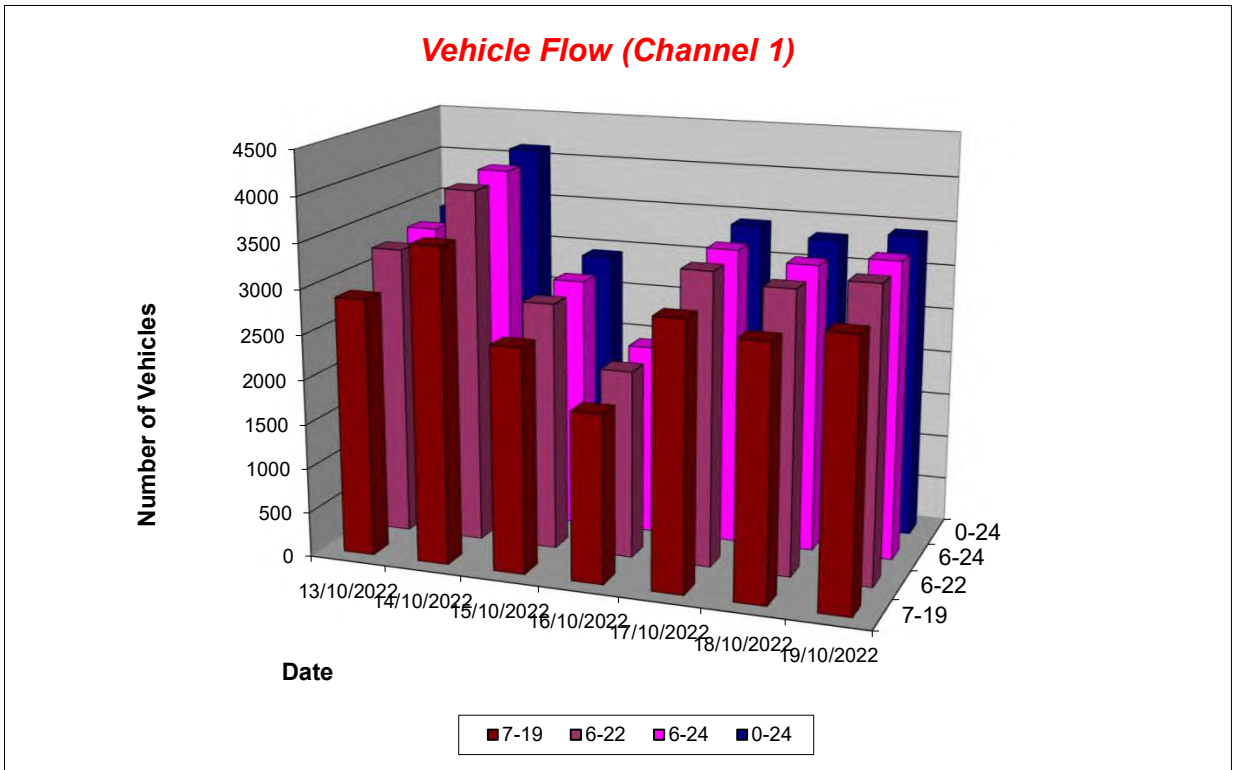
Produced by Road Data Services Ltd.

Channel 1 - Northbound

Vehicle Flow

Week 1

Hr Ending	13/10/2022 Thursday	14/10/2022 Friday	15/10/2022 Saturday	16/10/2022 Sunday	17/10/2022 Monday	18/10/2022 Tuesday	19/10/2022 Wednesday	Weekday Average	Average
1	9	8	15	15	10	12	11	10	11
2	9	9	16	11	3	14	10	9	10
3	5	11	14	5	11	8	10	9	9
4	15	8	7	8	16	12	6	11	10
5	14	14	14	11	18	17	17	16	15
6	32	51	34	8	39	40	36	40	34
7	95	80	42	34	102	83	88	90	75
8	212	225	85	65	207	221	215	216	176
9	246	240	173	68	250	243	247	245	210
10	203	224	216	108	211	225	208	214	199
11	229	218	242	177	208	214	205	215	213
12	218	230	288	215	265	233	229	235	240
13	225	281	246	238	241	209	208	233	235
14	226	286	273	163	252	199	238	240	234
15	233	370	223	174	239	238	282	272	251
16	279	357	211	228	289	222	283	286	267
17	297	423	221	181	337	331	321	342	302
18	291	329	201	146	276	276	334	301	265
19	221	340	130	115	194	200	191	229	199
20	119	152	92	82	93	108	104	115	107
21	85	125	84	64	67	96	72	89	85
22	65	79	48	44	42	57	57	60	56
23	42	38	41	34	32	44	30	37	37
24	27	33	18	10	17	20	20	23	21
7-19	2880	3523	2509	1878	2969	2811	2961	3029	2790
6-22	3244	3959	2775	2102	3273	3155	3282	3383	3113
6-24	3313	4030	2834	2146	3322	3219	3332	3443	3171
0-24	3397	4131	2934	2204	3419	3322	3422	3538	3261



Lincolnshire ATC 2, A16

Produced by Road Data Services Ltd.

Channel 1 - Northbound

Average Speed

Week 1

Hr Ending	13/10/2022 Thursday	14/10/2022 Friday	15/10/2022 Saturday	16/10/2022 Sunday	17/10/2022 Monday	18/10/2022 Tuesday	19/10/2022 Wednesday
1	58.6	55.2	51.5	50.7	51.4	52.0	49.0
2	46.3	47.5	47.5	53.9	57.9	47.7	53.9
3	41.7	50.1	54.4	55.0	51.5	51.1	60.0
4	52.0	53.2	56.1	56.1	50.0	56.5	47.9
5	50.8	49.2	50.0	54.0	51.9	57.1	45.0
6	50.1	48.1	44.6	50.2	50.6	52.5	50.9
7	49.1	48.6	52.4	47.7	48.1	50.8	48.4
8	47.1	46.0	49.7	50.7	47.2	47.2	46.0
9	45.2	48.5	46.5	45.6	44.4	46.1	45.9
10	44.5	45.8	46.0	49.5	45.2	46.0	45.6
11	44.3	43.5	43.6	47.6	45.5	46.0	45.1
12	45.4	44.5	45.6	47.2	45.7	46.0	44.4
13	45.1	44.9	46.5	47.8	45.9	44.4	44.9
14	46.4	43.7	46.0	48.0	45.2	45.5	46.7
15	46.1	45.5	46.6	48.9	45.3	46.1	44.0
16	45.5	43.2	45.6	47.1	45.3	48.3	44.6
17	47.1	43.9	47.1	47.4	47.2	46.9	44.8
18	47.0	46.3	48.5	48.5	47.0	47.3	46.8
19	47.0	44.9	48.9	45.4	47.1	47.0	47.5
20	47.9	43.4	48.5	50.2	48.2	48.7	49.1
21	53.1	46.8	48.6	49.6	50.3	48.4	49.8
22	50.1	48.3	50.0	47.3	52.3	48.5	50.9
23	51.0	49.6	48.3	51.3	47.1	46.9	51.5
24	50.9	52.3	56.8	54.5	49.9	49.6	52.9

10-12	44.8	44.0	44.7	47.3	45.6	46.0	44.7
14-16	45.8	44.4	46.1	47.9	45.3	47.2	44.3
0-24	46.6	45.3	46.9	48.1	46.4	47.0	46.1

Average (ALL)	46.5
Weekday Inter-Peak	45.2

Channel 1 - Northbound

85th Percentile

Hr Ending	13/10/2022 Thursday	14/10/2022 Friday	15/10/2022 Saturday	16/10/2022 Sunday	17/10/2022 Monday	18/10/2022 Tuesday	19/10/2022 Wednesday
1	72.6	69.6	60.9	61.9	60.8	65.2	57.6
2	53.8	55.6	55.5	65.8	65.6	55.4	66.1
3	53.0	56.0	66.9	66.3	60.4	58.8	72.8
4	61.7	64.6	68.4	63.9	61.5	65.5	56.8
5	57.4	55.7	59.0	61.2	60.3	66.5	52.3
6	58.9	62.0	58.0	58.0	57.8	62.0	62.5
7	57.7	55.9	62.9	56.1	57.4	59.1	57.3
8	53.9	54.7	58.8	60.2	54.4	54.0	52.7
9	51.2	55.5	55.0	53.6	51.5	51.8	53.2
10	51.9	53.7	53.0	56.4	51.8	51.7	52.7
11	51.6	50.2	50.4	54.8	52.0	53.0	51.1
12	52.3	51.0	51.9	53.7	51.7	52.6	51.3
13	52.4	51.0	53.8	55.1	53.0	51.9	51.7
14	53.4	49.9	54.3	54.9	51.3	53.3	53.4
15	52.6	52.5	54.4	56.7	52.9	52.5	51.5
16	52.7	50.2	53.7	54.5	52.5	55.6	52.4
17	54.0	51.6	54.0	55.2	53.8	53.9	52.2
18	54.5	54.7	58.1	56.0	54.4	54.6	54.3
19	54.5	51.7	56.6	53.2	55.8	55.5	55.7
20	56.3	54.4	56.0	60.1	57.9	56.9	57.0
21	62.9	52.7	58.2	59.1	59.5	58.7	58.7
22	59.9	57.8	57.3	56.1	61.5	57.1	60.6
23	58.9	57.0	56.7	60.1	54.5	56.6	61.8
24	60.2	65.6	65.8	64.6	62.2	60.7	65.1

10-12	51.9	50.6	51.4	54.2	51.8	52.8	51.2
14-16	52.7	51.5	54.0	55.5	52.7	54.1	52.0
0-24	54.2	53.1	55.1	56.0	53.9	54.6	53.9

85th %ile (ALL)	54.3
Weekday Inter-Peak	52.2

Lincolnshire ATC 2, A16

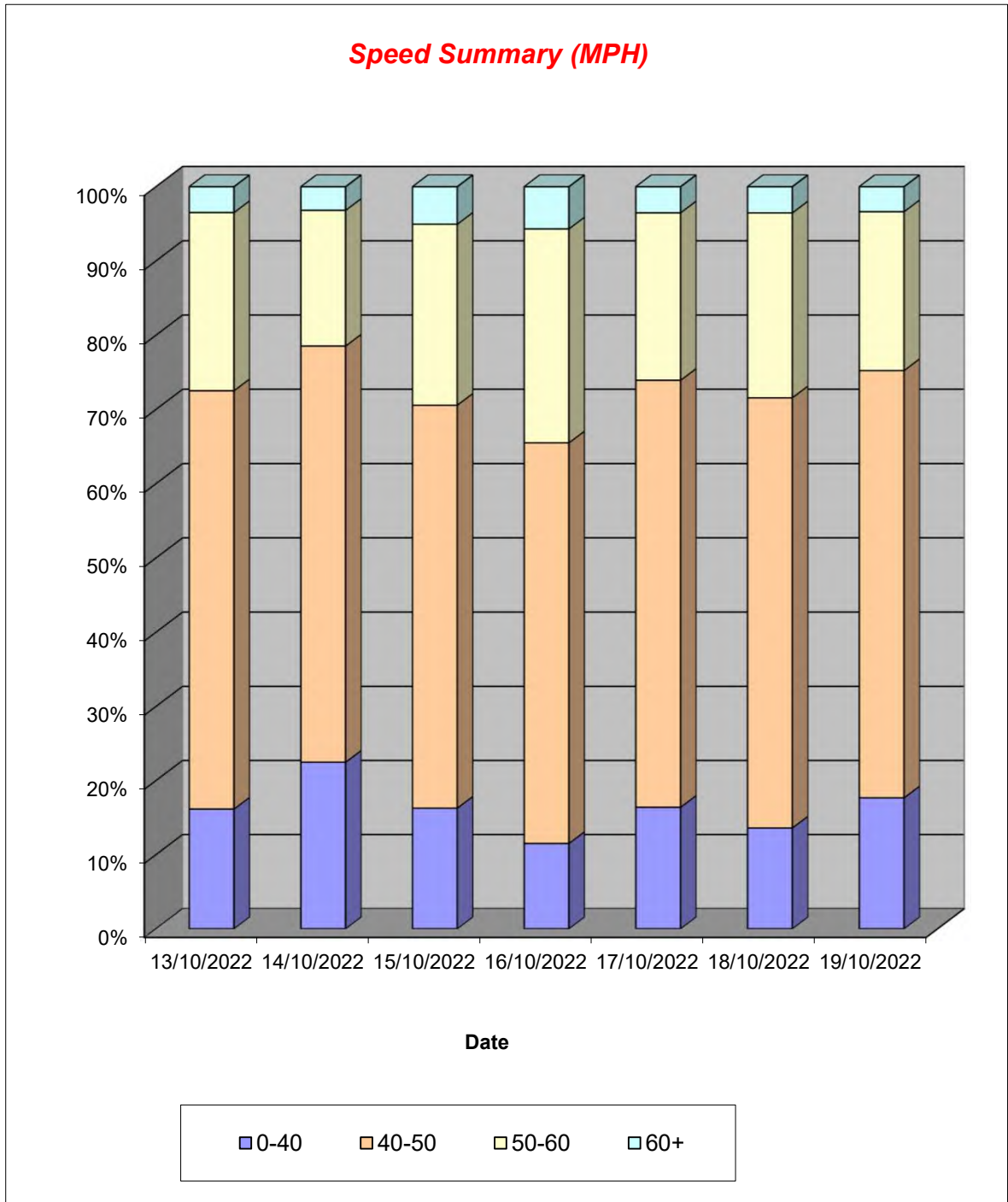
Produced by Road Data Services Ltd.

Channel 1 - Northbound

Speed Summary

Week 1

Speed (MPH)	13/10/2022 Thursday	14/10/2022 Friday	15/10/2022 Saturday	16/10/2022 Sunday	17/10/2022 Monday	18/10/2022 Tuesday	19/10/2022 Wednesday
0-40	549	929	478	254	561	452	605
40-50	1915	2316	1593	1190	1967	1926	1970
50-60	815	755	715	635	771	827	732
60+	118	131	148	125	120	117	115
TOTAL	3397	4131	2934	2204	3419	3322	3422



Lincolnshire ATC 2, A16

Produced by Road Data Services Ltd.

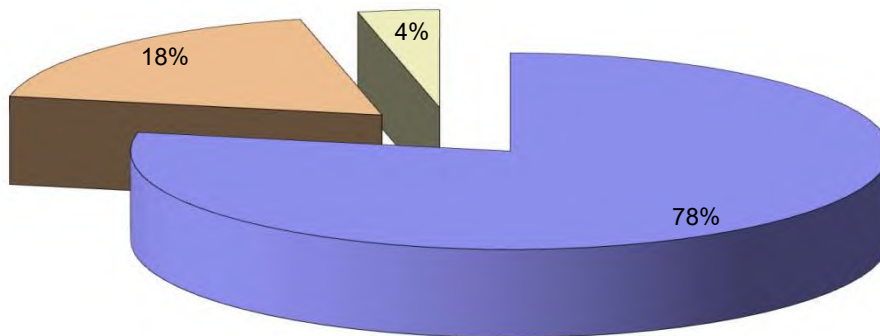
Channel 1 - Northbound

Vehicle Class

Week 1

Classes Day / Time	Car / LGV / Caravan - 1	OGV1 / Bus - 2,3,5,6,7,12	OGV2 - 4,8,9,10,11,13	TOTAL - 1-13
13/10/2022				
7-19	2140	621	119	2880
6-22	2419	686	139	3244
6-24	2469	701	143	3313
0-24	2508	722	167	3397
14/10/2022				
7-19	2772	661	90	3523
6-22	3132	733	94	3959
6-24	3193	739	98	4030
0-24	3245	767	119	4131
15/10/2022				
7-19	2115	377	17	2509
6-22	2348	407	20	2775
6-24	2399	413	22	2834
0-24	2465	430	39	2934
16/10/2022				
7-19	1611	251	16	1878
6-22	1807	275	20	2102
6-24	1840	285	21	2146
0-24	1883	295	26	2204
17/10/2022				
7-19	2310	560	99	2969
6-22	2552	608	113	3273
6-24	2594	612	116	3322
0-24	2643	628	148	3419
18/10/2022				
7-19	2096	605	110	2811
6-22	2373	661	121	3155
6-24	2426	666	127	3219
0-24	2483	687	152	3322
19/10/2022				
7-19	2256	605	100	2961
6-22	2508	660	114	3282
6-24	2549	667	116	3332
0-24	2595	686	141	3422
Average				
7-19	2186	526	79	2790
6-22	2448	576	89	3113
6-24	2496	583	92	3171
0-24	2546	602	113	3261

Total Vehicle Class Distribution



Lincolnshire ATC 2, A16

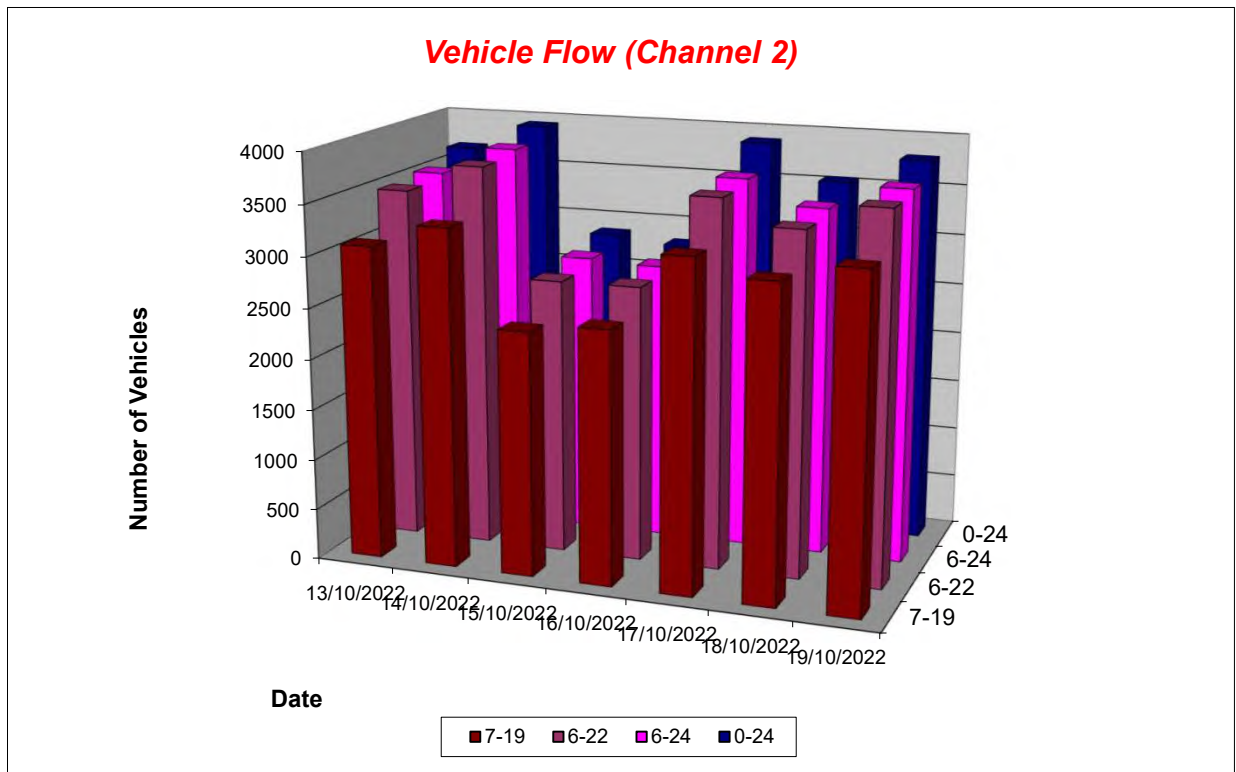
Produced by Road Data Services Ltd.

Channel 2 - Southbound

Vehicle Flow

Week 1

Hr Ending	13/10/2022 Thursday	14/10/2022 Friday	15/10/2022 Saturday	16/10/2022 Sunday	17/10/2022 Monday	18/10/2022 Tuesday	19/10/2022 Wednesday	Weekday Average	Average
1	8	8	11	17	8	8	12	9	10
2	8	6	3	9	16	8	15	11	9
3	10	5	8	7	10	6	13	9	8
4	13	17	13	2	32	9	13	17	14
5	24	20	20	6	52	24	32	30	25
6	75	61	32	14	106	59	54	71	57
7	173	191	102	35	209	155	191	184	151
8	312	316	164	71	326	358	323	327	267
9	304	303	203	103	338	311	365	324	275
10	277	285	243	143	298	272	278	282	257
11	289	344	263	258	326	244	256	292	283
12	226	319	225	255	324	218	250	267	260
13	240	266	231	245	277	223	247	251	247
14	227	238	196	281	211	227	199	220	226
15	244	243	197	254	245	233	251	243	238
16	252	281	203	243	238	277	296	269	256
17	272	314	171	274	253	265	342	289	270
18	264	253	187	202	272	264	278	266	246
19	183	161	115	159	116	168	148	155	150
20	102	127	93	99	115	65	109	104	101
21	76	77	70	58	44	55	66	64	64
22	47	51	45	34	28	41	25	38	39
23	32	33	42	24	32	35	27	32	32
24	15	17	24	8	14	19	12	15	16
7-19	3090	3323	2398	2488	3224	3060	3233	3186	2974
6-22	3488	3769	2708	2714	3620	3376	3624	3575	3328
6-24	3535	3819	2774	2746	3666	3430	3663	3623	3376
0-24	3673	3936	2861	2801	3890	3544	3802	3769	3501



Lincolnshire ATC 2, A16

Produced by Road Data Services Ltd.

Channel 2 - Southbound

Average Speed

Week 1

Hr Ending	13/10/2022 Thursday	14/10/2022 Friday	15/10/2022 Saturday	16/10/2022 Sunday	17/10/2022 Monday	18/10/2022 Tuesday	19/10/2022 Wednesday
1	52.8	56.5	48.6	48.2	44.5	54.9	54.9
2	60.7	60.8	59.5	51.2	53.4	58.6	49.3
3	61.3	51.0	52.8	52.0	54.0	52.0	47.0
4	56.4	51.7	52.1	60.8	55.1	52.5	58.9
5	54.6	54.4	53.5	50.3	52.5	54.5	55.1
6	54.8	55.6	51.8	55.4	54.3	54.4	57.1
7	53.1	52.4	49.8	52.8	52.2	51.3	53.5
8	48.8	49.5	46.8	53.8	47.5	47.8	49.7
9	47.2	48.5	48.2	52.7	45.4	48.0	47.2
10	47.4	46.9	47.0	51.1	45.6	47.7	45.9
11	45.8	43.9	46.1	49.7	45.7	46.7	46.3
12	46.5	45.0	47.2	48.2	44.5	46.5	46.3
13	46.1	45.5	47.4	47.3	46.6	46.6	45.6
14	47.3	45.3	48.9	48.2	47.0	46.9	45.9
15	45.7	47.2	47.4	48.6	46.4	46.8	45.9
16	47.7	48.0	46.9	48.2	46.2	47.1	45.4
17	47.4	46.9	50.6	47.7	47.3	48.5	46.5
18	49.1	47.2	49.3	49.4	47.3	48.0	46.5
19	49.0	49.3	49.8	47.8	51.1	48.6	49.7
20	49.8	46.2	51.8	51.2	52.0	50.1	49.4
21	51.4	48.0	50.7	49.7	53.5	50.9	52.9
22	48.5	51.1	49.5	51.2	57.1	49.5	51.9
23	51.2	52.1	51.0	49.6	50.4	47.7	49.2
24	55.3	51.2	49.4	58.6	48.8	48.4	52.7

10-12	46.1	44.4	46.6	49.0	45.1	46.6	46.3
14-16	46.7	47.6	47.2	48.4	46.3	47.0	45.7
0-24	48.2	47.5	48.3	49.1	47.5	48.0	47.6

Average (ALL)	48.0
Weekday Inter-Peak	46.1

Channel 2 - Southbound

85th Percentile

Hr Ending	13/10/2022 Thursday	14/10/2022 Friday	15/10/2022 Saturday	16/10/2022 Sunday	17/10/2022 Monday	18/10/2022 Tuesday	19/10/2022 Wednesday
1	63.2	65.7	58.1	56.4	48.7	65.9	62.4
2	70.3	76.3	73.7	58.6	60.5	67.2	56.4
3	68.5	59.4	60.4	57.4	58.0	56.2	53.5
4	65.0	62.5	62.4	63.5	62.9	59.5	63.4
5	60.2	65.3	61.5	58.5	61.2	62.8	62.3
6	63.6	64.2	61.8	63.6	62.6	64.3	66.4
7	61.9	61.7	57.6	63.4	60.9	59.8	62.8
8	56.3	58.6	54.5	63.6	54.6	55.3	57.2
9	53.3	56.0	56.6	59.9	53.8	54.3	54.1
10	54.7	54.1	53.9	58.9	51.2	54.2	53.3
11	51.9	49.8	53.5	56.9	51.7	54.4	52.5
12	53.4	51.1	54.9	55.7	50.6	52.5	52.5
13	53.2	52.9	55.6	55.7	53.2	53.4	53.6
14	54.8	51.0	57.5	54.8	53.4	53.7	52.4
15	52.7	54.0	55.8	56.3	53.2	53.3	53.3
16	54.5	55.2	56.6	55.9	53.0	55.5	52.3
17	54.9	53.9	58.1	55.2	53.9	56.9	55.6
18	56.8	54.8	57.6	57.5	55.1	56.9	56.0
19	57.5	57.7	57.8	55.5	59.3	57.1	57.1
20	59.9	58.0	62.0	60.8	61.0	58.7	57.7
21	60.5	55.7	58.0	56.0	62.0	60.9	61.8
22	55.8	61.9	57.4	60.6	68.9	57.6	62.2
23	60.8	61.2	60.2	55.9	56.2	54.8	54.4
24	65.3	61.1	57.1	69.3	55.4	59.4	61.0

10-12	52.6	50.4	54.2	56.4	51.2	53.6	52.5
14-16	53.7	54.6	56.2	56.1	53.1	54.6	52.8
0-24	56.1	55.6	56.7	57.1	55.2	55.8	55.8

85th %ile (ALL)	56.0
Weekday Inter-Peak	52.9

Lincolnshire ATC 2, A16

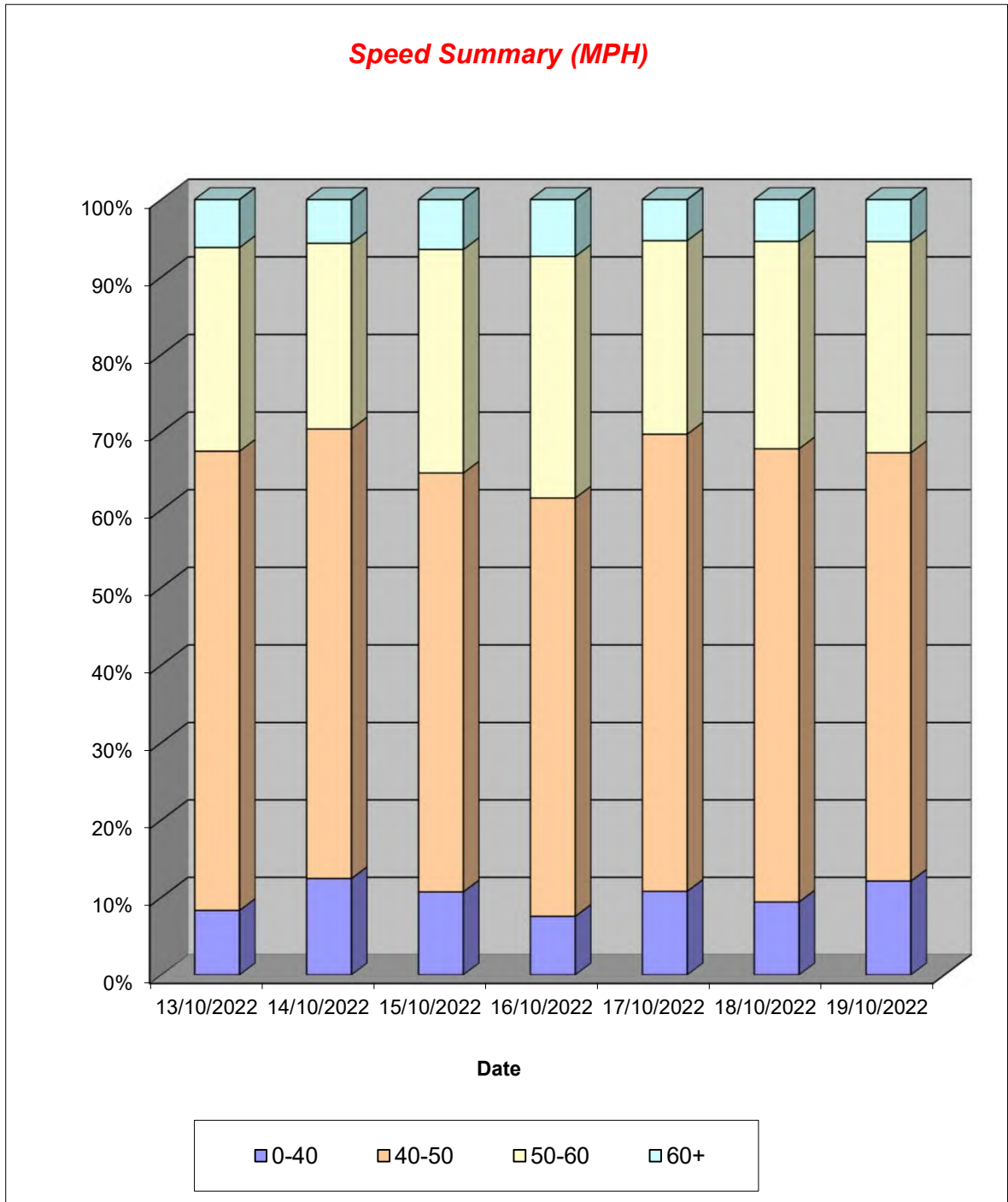
Produced by Road Data Services Ltd.

Channel 2 - Southbound

Speed Summary

Week 1

Speed (MPH)	13/10/2022 Thursday	14/10/2022 Friday	15/10/2022 Saturday	16/10/2022 Sunday	17/10/2022 Monday	18/10/2022 Tuesday	19/10/2022 Wednesday
0-40	306	490	307	212	420	334	461
40-50	2176	2283	1546	1512	2294	2072	2101
50-60	964	941	824	872	970	947	1034
60+	227	222	184	205	206	191	206
TOTAL	3673	3936	2861	2801	3890	3544	3802



Lincolnshire ATC 2, A16

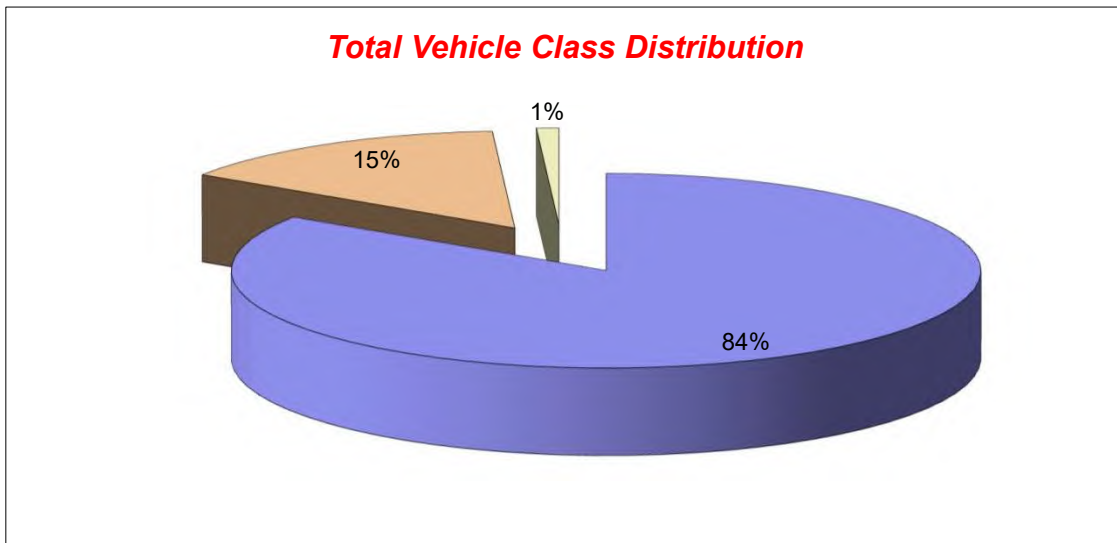
Produced by Road Data Services Ltd.

Channel 2 - Southbound

Vehicle Class

Week 1

Classes Day / Time	Car / LGV / Caravan - 1	OGV1 / Bus - 2,3,5,6,7,12	OGV2 - 4,8,9,10,11,13	TOTAL - 1-13
13/10/2022				
7-19	2545	513	32	3090
6-22	2862	584	42	3488
6-24	2900	590	45	3535
0-24	3011	613	49	3673
14/10/2022				
7-19	2822	481	20	3323
6-22	3175	570	24	3769
6-24	3213	581	25	3819
0-24	3300	603	33	3936
15/10/2022				
7-19	2076	314	8	2398
6-22	2338	361	9	2708
6-24	2396	369	9	2774
0-24	2458	391	12	2861
16/10/2022				
7-19	2193	288	7	2488
6-22	2383	321	10	2714
6-24	2413	323	10	2746
0-24	2459	332	10	2801
17/10/2022				
7-19	2726	462	36	3224
6-22	3055	528	37	3620
6-24	3095	532	39	3666
0-24	3279	568	43	3890
18/10/2022				
7-19	2544	476	40	3060
6-22	2793	537	46	3376
6-24	2838	544	48	3430
0-24	2915	571	58	3544
19/10/2022				
7-19	2775	440	18	3233
6-22	3087	512	25	3624
6-24	3123	514	26	3663
0-24	3231	540	31	3802
Average				
7-19	2526	425	23	2974
6-22	2813	488	28	3328
6-24	2854	493	29	3376
0-24	2950	517	34	3501



Lincolnshire ATC 3, A158

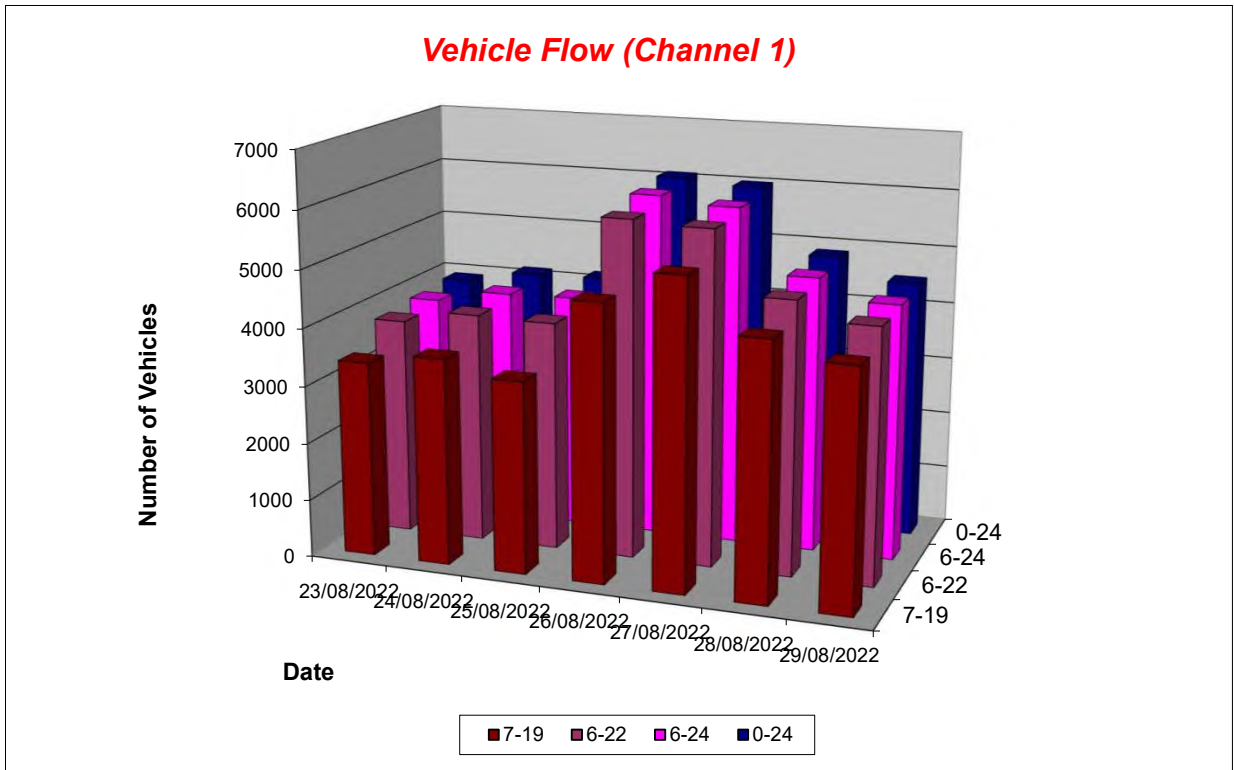
Produced by Road Data Services Ltd.

Channel 1 - Westbound

Vehicle Flow

Week 1

Hr Ending	23/08/2022 Tuesday	24/08/2022 Wednesday	25/08/2022 Thursday	26/08/2022 Friday	27/08/2022 Saturday	28/08/2022 Sunday	29/08/2022 Monday	Weekday Average	Average
1	8	19	13	20	42	27	13	15	20
2	8	6	7	11	10	14	12	9	10
3	5	5	5	2	12	9	3	4	6
4	5	5	4	12	10	6	5	6	7
5	13	9	8	10	12	6	11	10	10
6	29	19	19	22	20	13	13	20	19
7	70	74	63	82	63	25	38	65	59
8	182	154	158	196	208	97	101	158	157
9	222	240	221	325	446	266	249	251	281
10	295	329	276	422	623	595	468	358	430
11	400	429	350	428	603	717	576	437	500
12	433	424	306	472	643	571	588	445	491
13	331	413	318	407	543	554	542	402	444
14	288	289	321	379	513	426	454	346	381
15	293	286	281	441	424	329	385	337	348
16	258	287	297	415	415	291	255	302	317
17	272	283	282	422	398	219	230	298	301
18	242	240	305	443	295	186	132	272	263
19	171	206	213	414	204	162	134	228	215
20	165	164	252	427	211	129	116	225	209
21	99	103	196	363	130	96	78	168	152
22	64	86	144	221	75	62	61	115	102
23	46	59	84	99	65	43	27	63	60
24	25	10	35	56	36	26	11	27	28
7-19	3387	3580	3328	4764	5315	4413	4114	3835	4129
6-22	3785	4007	3983	5857	5794	4725	4407	4408	4651
6-24	3856	4076	4102	6012	5895	4794	4445	4498	4740
0-24	3924	4139	4158	6089	6001	4869	4502	4562	4812



Lincolnshire ATC 3, A158

Produced by Road Data Services Ltd.

Channel 1 - Westbound

Average Speed

Week 1

Hr Ending	23/08/2022 Tuesday	24/08/2022 Wednesday	25/08/2022 Thursday	26/08/2022 Friday	27/08/2022 Saturday	28/08/2022 Sunday	29/08/2022 Monday
1	64.4	61.1	64.3	65.3	59.7	61.5	62.3
2	60.1	62.2	69.5	60.6	65.1	65.0	62.0
3	57.3	60.7	62.3	71.9	63.9	63.0	62.6
4	71.7	64.1	65.6	61.3	60.6	57.9	61.8
5	63.4	60.7	62.7	58.7	62.3	62.2	63.8
6	58.7	58.4	57.5	61.0	61.0	62.4	63.4
7	62.7	60.2	60.2	59.7	61.4	61.1	61.9
8	58.9	58.5	58.0	58.0	58.0	61.9	64.2
9	56.8	58.5	55.9	58.5	57.6	60.0	60.0
10	57.9	58.5	55.0	57.8	58.7	57.0	58.7
11	56.7	59.0	52.4	57.6	56.3	58.2	58.4
12	57.9	57.5	54.3	57.0	56.0	58.6	55.9
13	56.6	54.9	54.8	57.5	58.1	59.1	56.0
14	58.8	58.2	55.2	57.4	55.6	57.9	58.0
15	54.2	57.8	57.1	57.8	58.2	58.4	57.8
16	57.1	58.2	55.3	56.3	58.3	60.1	58.3
17	58.1	59.3	59.0	59.3	57.9	61.5	59.9
18	62.3	60.5	58.8	58.7	60.9	60.0	64.5
19	61.8	60.9	60.9	59.2	61.3	59.3	62.4
20	58.6	61.6	60.0	59.8	59.3	60.9	63.2
21	62.5	59.6	58.0	57.7	59.8	58.1	59.8
22	60.0	59.8	59.1	58.3	59.9	60.1	61.9
23	65.8	63.3	57.8	60.8	61.1	60.1	60.9
24	64.3	66.0	60.2	58.1	60.1	64.1	60.9

10-12	57.3	58.3	53.3	57.3	56.1	58.4	57.1
14-16	55.5	58.0	56.2	57.1	58.3	59.2	58.0
0-24	58.3	58.6	56.8	58.2	58.0	58.9	58.6

Average (ALL)	58.2
Weekday Inter-Peak	56.9

Channel 1 - Westbound

85th Percentile

Hr Ending	23/08/2022 Tuesday	24/08/2022 Wednesday	25/08/2022 Thursday	26/08/2022 Friday	27/08/2022 Saturday	28/08/2022 Sunday	29/08/2022 Monday
1	73.5	68.8	74.4	74.4	69.2	69.7	71.6
2	73.6	69.4	80.7	70.0	73.1	74.3	67.4
3	62.0	66.1	67.2	77.3	71.0	75.2	69.7
4	78.5	68.6	70.1	70.9	68.7	65.1	67.3
5	75.3	67.8	68.3	66.1	69.7	66.6	71.8
6	66.1	64.7	65.3	71.0	68.3	69.0	73.9
7	72.3	68.0	69.3	67.2	70.2	70.9	70.3
8	69.8	65.8	66.0	65.5	65.3	70.3	70.5
9	63.0	66.2	63.9	65.5	64.4	67.6	67.3
10	65.5	65.6	60.8	63.9	65.7	65.0	65.6
11	63.2	65.5	62.6	64.1	64.1	65.2	64.5
12	64.1	63.4	62.4	62.8	64.0	64.2	64.1
13	63.0	64.6	62.9	64.8	65.0	65.5	63.6
14	66.2	65.7	61.8	63.9	64.6	65.4	63.9
15	67.6	65.7	63.9	64.5	64.9	66.2	64.5
16	65.9	66.0	63.7	67.7	65.4	66.3	64.2
17	67.8	66.6	65.3	66.4	66.2	68.1	67.5
18	69.3	69.5	65.3	65.7	67.0	67.1	71.9
19	69.0	68.1	67.4	65.8	69.0	68.8	69.8
20	70.8	67.7	65.8	66.5	65.4	67.9	72.3
21	68.9	65.1	64.7	63.3	69.2	66.5	67.2
22	68.7	68.3	68.0	65.5	68.2	66.9	69.7
23	72.2	69.1	65.2	68.1	68.4	66.6	70.4
24	72.6	73.8	69.0	68.1	66.6	70.5	68.2

10-12	63.6	64.6	62.6	63.5	64.0	64.8	64.5
14-16	67.1	65.8	63.9	66.4	65.2	66.3	64.4
0-24	67.1	66.3	64.8	65.5	65.7	66.2	66.1

85th %ile (ALL)	66.0
Weekday Inter-Peak	64.9

Lincolnshire ATC 3, A158

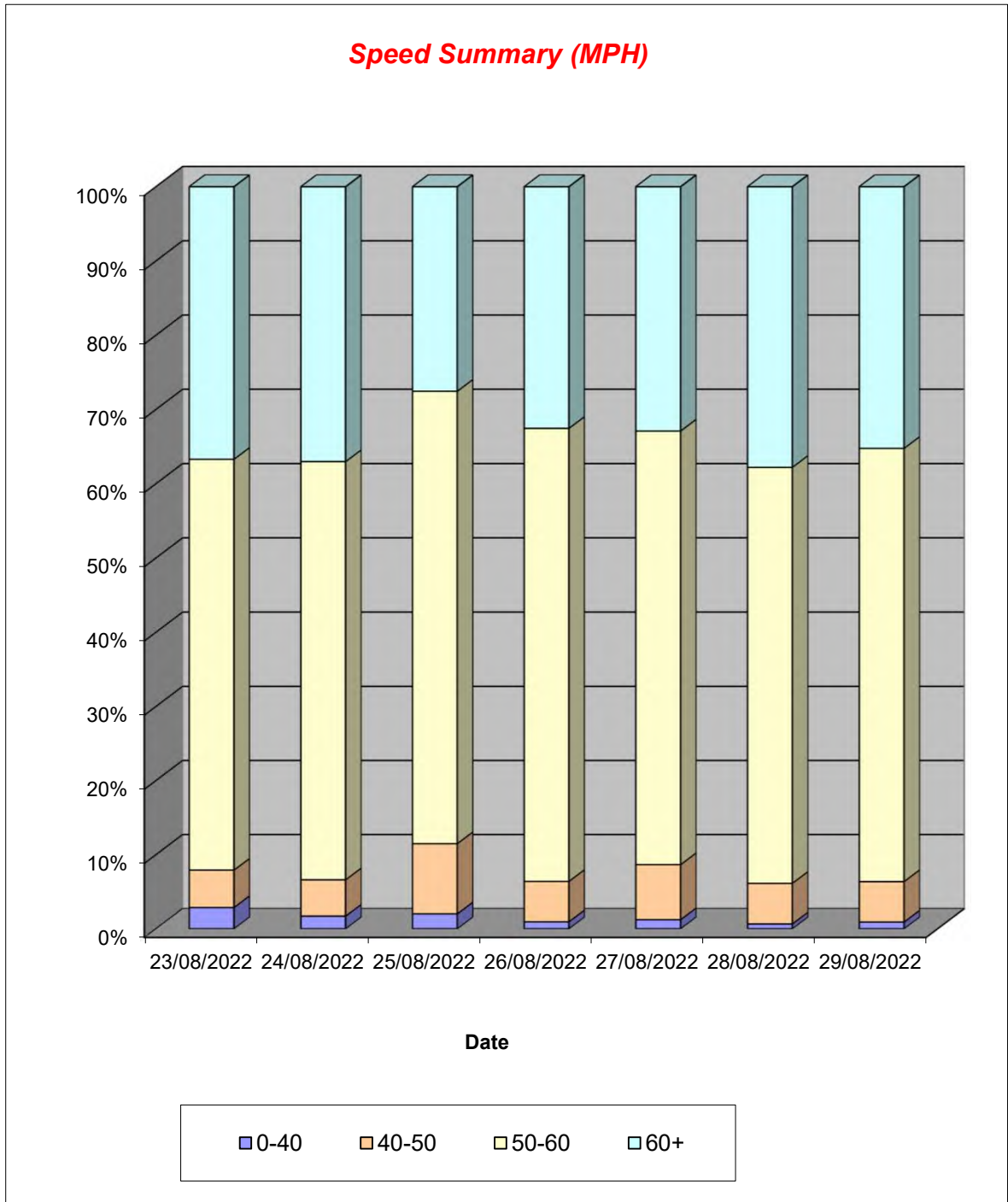
Produced by Road Data Services Ltd.

Channel 1 - Westbound

Speed Summary

Week 1

Speed (MPH)	23/08/2022 Tuesday	24/08/2022 Wednesday	25/08/2022 Thursday	26/08/2022 Friday	27/08/2022 Saturday	28/08/2022 Sunday	29/08/2022 Monday
0-40	113	71	84	58	74	32	41
40-50	198	203	394	332	446	267	246
50-60	2173	2333	2535	3718	3507	2730	2629
60+	1440	1532	1145	1981	1974	1840	1586
TOTAL	3924	4139	4158	6089	6001	4869	4502



Lincolnshire ATC 3, A158

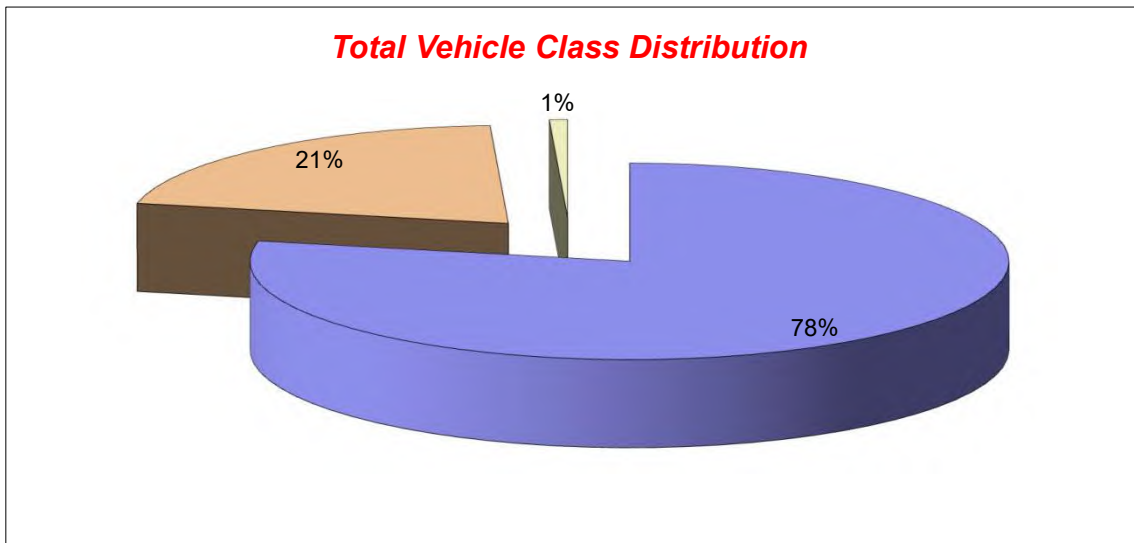
Produced by Road Data Services Ltd.

Channel 1 - Westbound

Vehicle Class

Week 1

Classes Day / Time	Car / LGV / Caravan - 1	OGV1 / Bus - 2,3,5,6,7,12	OGV2 - 4,8,9,10,11,13	TOTAL - 1-13
23/08/2022				
7-19	2539	809	39	3387
6-22	2827	910	48	3785
6-24	2878	929	49	3856
0-24	2916	955	53	3924
24/08/2022				
7-19	2720	826	34	3580
6-22	3028	941	38	4007
6-24	3082	955	39	4076
0-24	3115	980	44	4139
25/08/2022				
7-19	2452	837	39	3328
6-22	2931	1007	45	3983
6-24	3024	1032	46	4102
0-24	3058	1049	51	4158
26/08/2022				
7-19	3610	1111	43	4764
6-22	4486	1325	46	5857
6-24	4606	1360	46	6012
0-24	4652	1386	51	6089
27/08/2022				
7-19	4356	944	15	5315
6-22	4739	1037	18	5794
6-24	4823	1054	18	5895
0-24	4896	1084	21	6001
28/08/2022				
7-19	3646	750	17	4413
6-22	3896	811	18	4725
6-24	3948	828	18	4794
0-24	4000	849	20	4869
29/08/2022				
7-19	3440	661	13	4114
6-22	3669	720	18	4407
6-24	3697	729	19	4445
0-24	3737	744	21	4502
Average				
7-19	3252	848	29	4129
6-22	3654	964	33	4651
6-24	3723	984	34	4740
0-24	3768	1007	37	4812



Lincolnshire ATC 3, A158

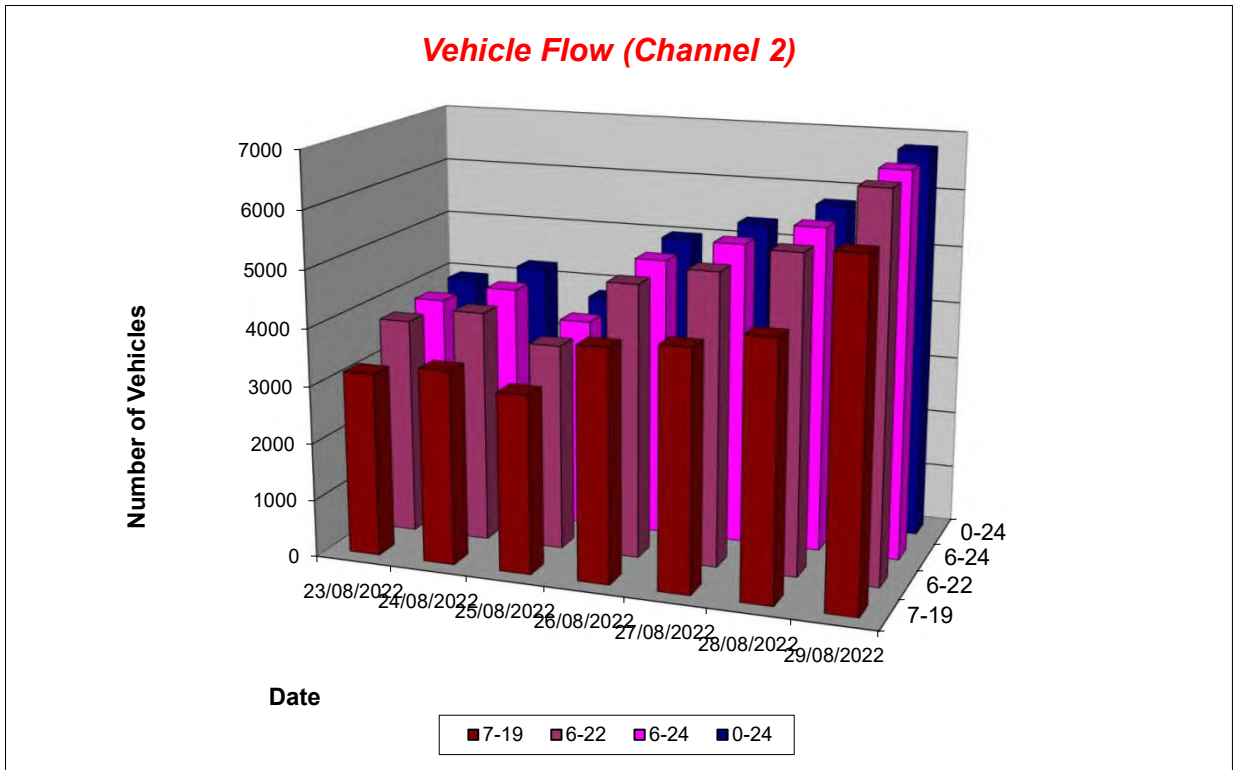
Produced by Road Data Services Ltd.

Channel 2 - Eastbound

Vehicle Flow

Week 1

Hr Ending	23/08/2022 Tuesday	24/08/2022 Wednesday	25/08/2022 Thursday	26/08/2022 Friday	27/08/2022 Saturday	28/08/2022 Sunday	29/08/2022 Monday	Weekday Average	Average
1	12	18	24	14	23	34	26	19	22
2	7	11	6	8	9	19	15	9	11
3	3	6	8	3	4	10	9	6	6
4	9	13	11	14	11	16	5	10	11
5	22	20	22	23	15	20	24	22	21
6	37	38	41	45	21	16	23	37	32
7	117	113	135	110	62	48	66	108	93
8	170	158	154	162	115	82	134	156	139
9	215	189	189	202	164	142	243	208	192
10	210	211	270	323	323	217	495	302	293
11	258	264	316	406	513	318	614	372	384
12	239	262	320	433	384	367	575	366	369
13	271	254	297	332	323	361	525	336	338
14	256	251	268	389	324	351	535	340	339
15	251	287	276	307	316	374	572	339	340
16	325	310	256	318	322	416	577	357	361
17	326	384	247	408	441	531	551	383	413
18	387	439	278	401	457	636	579	417	454
19	292	374	236	348	473	642	463	343	404
20	207	240	165	289	380	460	321	244	295
21	135	182	110	213	290	318	239	176	212
22	130	130	76	127	197	241	136	120	148
23	47	68	60	84	125	110	46	61	77
24	16	38	37	35	59	34	20	29	34
7-19	3200	3383	3107	4029	4155	4437	5863	3916	4025
6-22	3789	4048	3593	4768	5084	5504	6625	4565	4773
6-24	3852	4154	3690	4887	5268	5648	6691	4655	4884
0-24	3942	4260	3802	4994	5351	5763	6793	4758	4986



Lincolnshire ATC 3, A158

Produced by Road Data Services Ltd.

Channel 2 - Eastbound

Average Speed

Week 1

Hr Ending	23/08/2022 Tuesday	24/08/2022 Wednesday	25/08/2022 Thursday	26/08/2022 Friday	27/08/2022 Saturday	28/08/2022 Sunday	29/08/2022 Monday
1	53.4	54.7	53.4	52.8	55.8	52.7	52.3
2	63.2	55.1	54.4	56.5	55.2	53.8	50.3
3	51.2	54.7	56.4	51.7	50.4	54.1	60.1
4	53.4	55.8	57.5	60.8	52.9	56.6	62.0
5	53.5	53.2	56.6	53.7	51.6	52.2	53.1
6	54.2	56.8	53.1	52.6	53.3	57.2	54.8
7	55.1	55.0	55.0	55.8	57.3	56.2	57.2
8	53.1	52.9	54.2	53.5	54.2	55.6	53.4
9	50.6	52.2	50.3	51.6	52.9	53.4	52.0
10	51.7	51.8	47.4	51.1	51.0	52.5	49.9
11	50.4	50.4	47.4	48.3	49.0	50.7	48.0
12	50.2	50.6	49.2	49.9	48.4	51.2	50.0
13	50.1	48.6	49.0	50.5	51.7	52.3	50.8
14	51.9	50.3	49.1	50.3	52.2	51.7	51.9
15	52.8	49.7	49.8	52.0	50.0	51.9	51.1
16	49.7	51.2	49.7	51.1	52.9	52.5	51.6
17	48.2	51.4	49.4	51.4	52.3	51.3	51.3
18	52.5	51.2	51.1	52.1	49.6	51.7	51.4
19	52.4	50.3	51.9	50.3	50.9	51.0	52.1
20	53.5	51.4	51.3	51.3	49.0	52.1	53.2
21	52.1	51.9	51.8	50.2	50.3	50.8	50.9
22	50.9	50.2	47.9	50.7	49.9	51.0	53.5
23	51.3	52.1	52.4	52.5	50.4	51.1	52.0
24	51.6	50.8	53.8	53.3	52.6	55.5	57.9

10-12	50.3	50.5	48.3	49.2	48.7	51.0	48.9
14-16	51.1	50.5	49.7	51.5	51.5	52.2	51.4
0-24	51.4	51.1	50.2	51.0	50.8	51.8	51.2

Average (ALL)	51.1
Weekday Inter-Peak	50.1

Channel 2 - Eastbound

85th Percentile

Hr Ending	23/08/2022 Tuesday	24/08/2022 Wednesday	25/08/2022 Thursday	26/08/2022 Friday	27/08/2022 Saturday	28/08/2022 Sunday	29/08/2022 Monday
1	59.8	61.9	60.9	60.0	63.3	59.5	59.8
2	70.8	67.0	64.6	59.9	64.8	61.6	55.6
3	60.8	58.0	64.4	55.4	56.2	59.4	64.9
4	58.8	63.7	62.7	71.6	56.0	64.9	72.8
5	59.1	59.4	64.5	61.3	58.0	57.1	59.4
6	61.5	63.9	59.0	57.3	59.0	64.6	60.9
7	61.8	62.7	62.2	61.8	63.2	64.7	64.5
8	59.5	60.7	60.3	59.5	61.3	64.0	60.6
9	61.1	57.3	55.8	57.8	58.8	60.1	58.7
10	57.1	57.3	54.9	56.0	55.7	57.4	55.0
11	55.9	55.1	53.1	54.3	54.7	56.8	55.7
12	55.8	55.5	54.4	54.7	56.8	56.8	54.4
13	56.5	55.3	53.8	55.8	57.1	57.6	55.8
14	58.2	55.9	54.0	56.4	58.4	57.6	56.5
15	58.2	55.3	54.6	57.4	57.5	56.8	56.3
16	56.2	57.3	55.3	56.6	58.4	57.8	56.8
17	60.4	56.5	54.4	57.9	57.7	57.2	57.0
18	57.9	55.9	56.1	57.4	57.3	57.1	56.7
19	57.9	58.7	58.6	56.9	57.0	56.4	57.2
20	59.8	56.3	57.4	56.6	54.3	56.9	58.7
21	59.0	59.2	57.9	55.5	56.0	56.1	56.8
22	58.2	56.7	54.5	57.5	55.6	56.8	60.2
23	57.3	57.9	59.1	58.9	58.3	55.7	59.2
24	57.2	57.1	60.4	60.4	60.8	61.9	66.6

10-12	55.9	55.3	53.8	54.7	55.7	56.8	55.3
14-16	57.4	56.4	54.9	57.0	58.2	57.4	56.6
0-24	58.7	57.3	56.4	57.0	57.3	57.5	57.1

85th %ile (ALL)	57.3
Weekday Inter-Peak	55.9

Lincolnshire ATC 3, A158

Produced by Road Data Services Ltd.


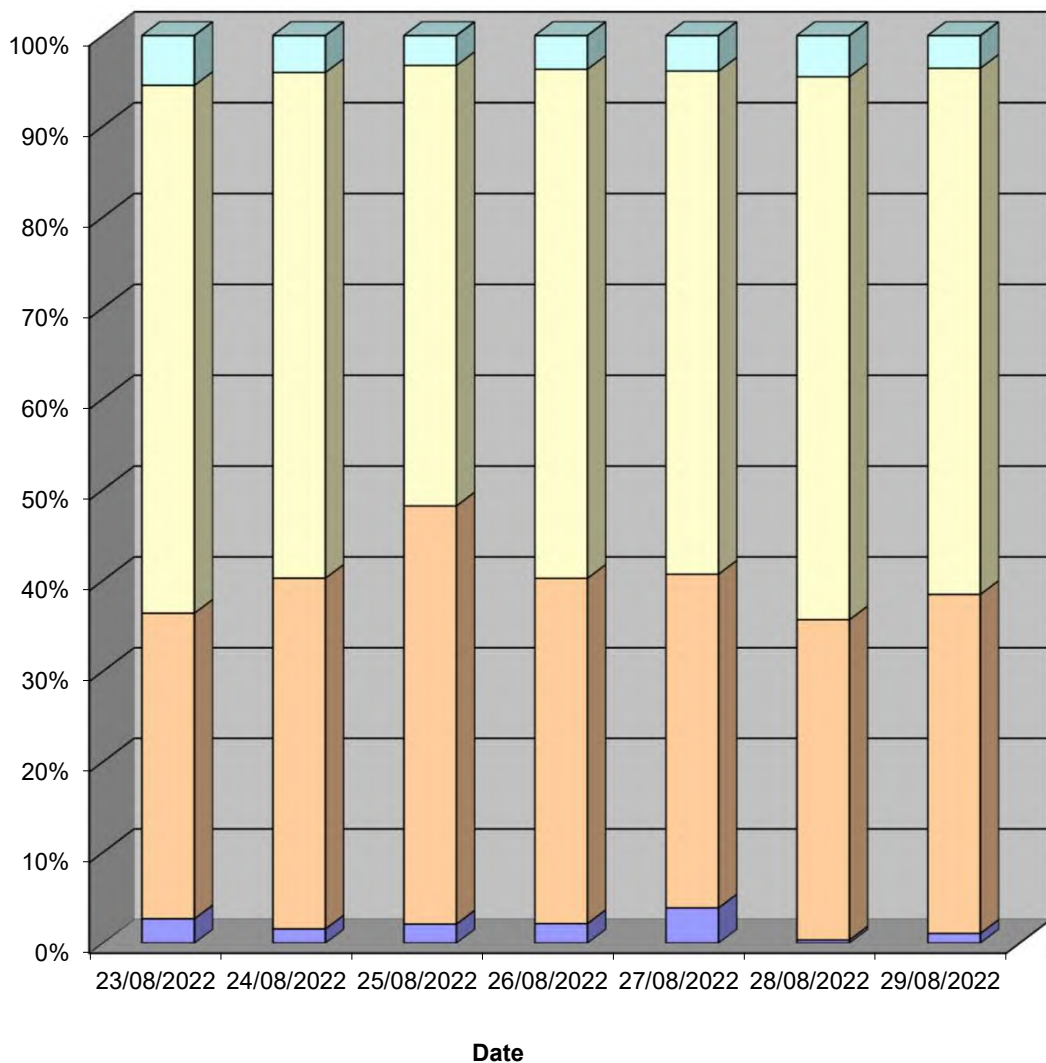
Channel 2 - Eastbound

Speed Summary

Week 1

Speed (MPH)	23/08/2022 Tuesday	24/08/2022 Wednesday	25/08/2022 Thursday	26/08/2022 Friday	27/08/2022 Saturday	28/08/2022 Sunday	29/08/2022 Monday
0-40	106	67	80	108	208	20	73
40-50	1330	1649	1754	1903	1971	2038	2542
50-60	2290	2371	1843	2798	2963	3444	3934
60+	216	173	125	185	209	261	244
TOTAL	3942	4260	3802	4994	5351	5763	6793

Speed Summary (MPH)



Lincolnshire ATC 3, A158

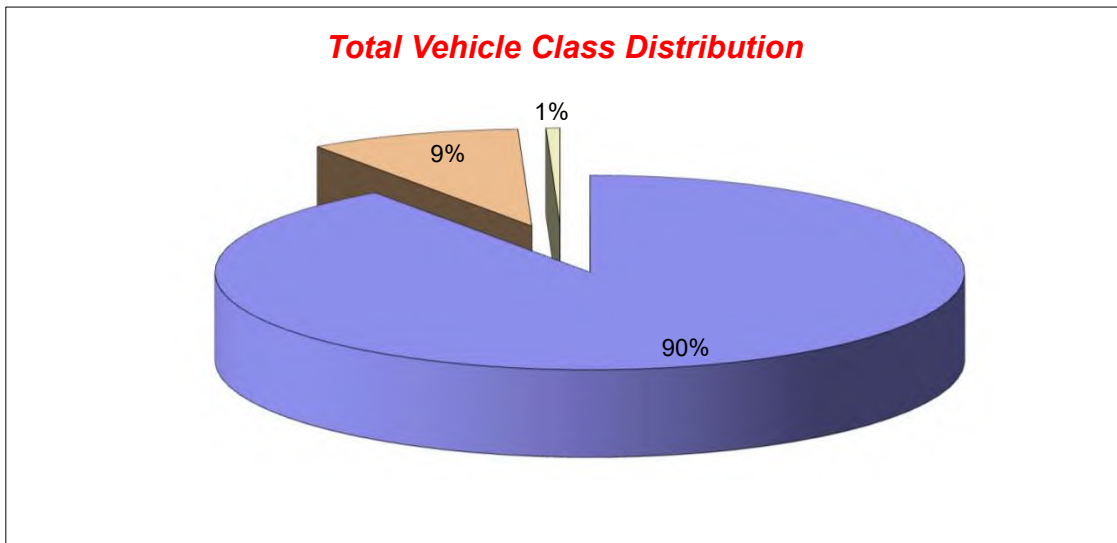
Produced by Road Data Services Ltd.

Channel 2 - Eastbound

Vehicle Class

Week 1

Classes Day / Time	Car / LGV / Caravan - 1	OGV1 / Bus - 2,3,5,6,7,12	OGV2 - 4,8,9,10,11,13	TOTAL - 1-13
23/08/2022				
7-19	2780	393	27	3200
6-22	3308	451	30	3789
6-24	3365	456	31	3852
0-24	3432	472	38	3942
24/08/2022				
7-19	2914	432	37	3383
6-22	3534	476	38	4048
6-24	3630	486	38	4154
0-24	3721	500	39	4260
25/08/2022				
7-19	2693	393	21	3107
6-22	3137	432	24	3593
6-24	3221	444	25	3690
0-24	3307	465	30	3802
26/08/2022				
7-19	3538	459	32	4029
6-22	4220	513	35	4768
6-24	4333	519	35	4887
0-24	4419	537	38	4994
27/08/2022				
7-19	3864	278	13	4155
6-22	4738	332	14	5084
6-24	4911	341	16	5268
0-24	4984	349	18	5351
28/08/2022				
7-19	4159	262	16	4437
6-22	5186	301	17	5504
6-24	5324	306	18	5648
0-24	5425	319	19	5763
29/08/2022				
7-19	5365	476	22	5863
6-22	6073	528	24	6625
6-24	6134	532	25	6691
0-24	6224	542	27	6793
Average				
7-19	3616	385	24	4025
6-22	4314	433	26	4773
6-24	4417	441	27	4884
0-24	4502	455	30	4986



Lincolnshire ATC 3, A158

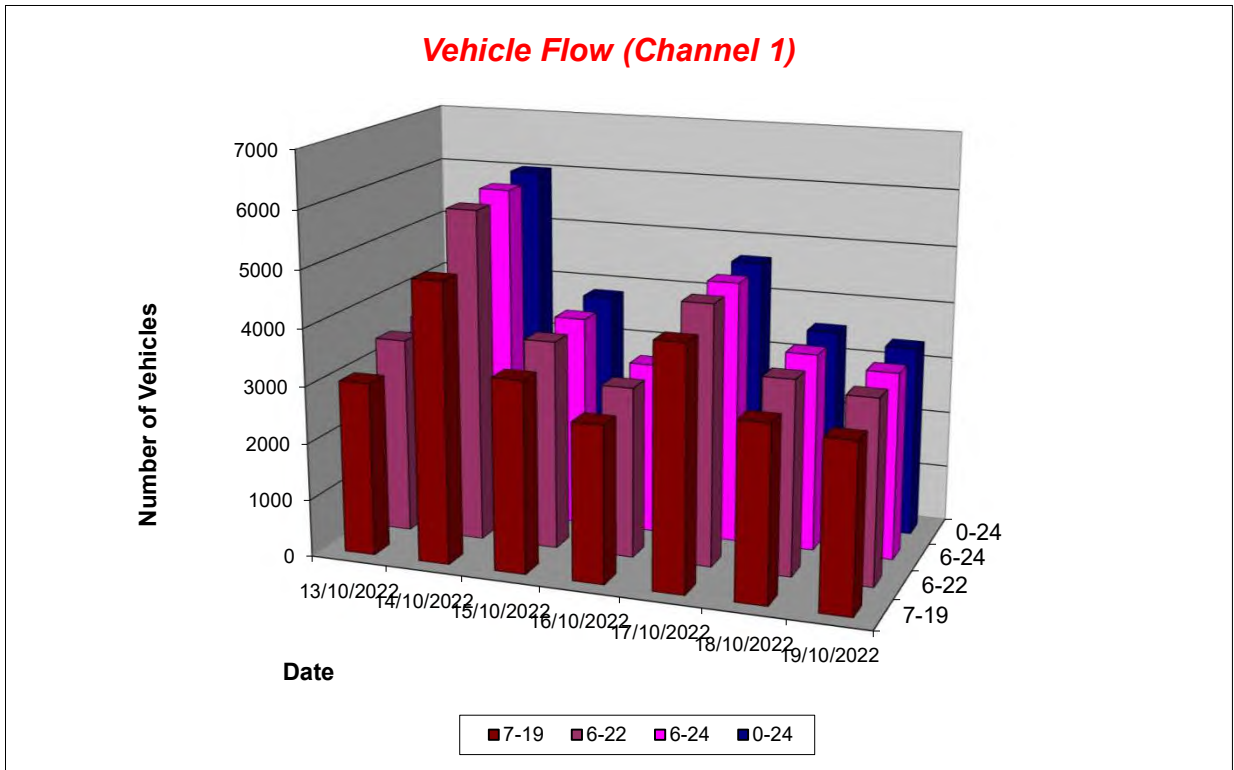
Produced by Road Data Services Ltd.

Channel 1 - Westbound

Vehicle Flow

Week 1

Hr Ending	13/10/2022 Thursday	14/10/2022 Friday	15/10/2022 Saturday	16/10/2022 Sunday	17/10/2022 Monday	18/10/2022 Tuesday	19/10/2022 Wednesday	Weekday Average	Average
1	7	13	17	15	4	8	15	9	11
2	7	8	9	9	6	7	10	8	8
3	1	14	13	6	4	2	8	6	7
4	5	7	8	8	6	8	5	6	7
5	5	12	13	8	16	11	12	11	11
6	25	34	21	12	22	21	26	26	23
7	67	84	41	23	62	75	75	73	61
8	198	173	97	55	189	182	207	190	157
9	213	234	200	97	207	220	224	220	199
10	250	312	271	224	278	284	282	281	272
11	301	271	366	347	350	336	309	313	326
12	317	388	395	436	447	351	344	369	383
13	268	552	390	354	617	319	244	400	392
14	254	477	357	274	500	257	231	344	336
15	253	464	321	232	568	206	243	347	327
16	266	533	277	223	340	207	195	308	292
17	294	513	276	201	304	260	269	328	302
18	220	502	236	173	259	261	200	288	264
19	200	482	168	124	170	177	170	240	213
20	175	429	140	103	118	118	110	190	170
21	94	304	70	82	73	78	78	125	111
22	71	107	58	42	68	75	46	73	67
23	47	68	45	21	30	44	36	45	42
24	24	39	28	18	18	20	18	24	24
7-19	3034	4901	3354	2740	4229	3060	2918	3628	3462
6-22	3441	5825	3663	2990	4550	3406	3227	4090	3872
6-24	3512	5932	3736	3029	4598	3470	3281	4159	3937
0-24	3562	6020	3817	3087	4656	3527	3357	4224	4004



Lincolnshire ATC 3, A158

Produced by Road Data Services Ltd.

Channel 1 - Westbound

Average Speed

Week 1

Hr Ending	13/10/2022 Thursday	14/10/2022 Friday	15/10/2022 Saturday	16/10/2022 Sunday	17/10/2022 Monday	18/10/2022 Tuesday	19/10/2022 Wednesday
1	57.9	60.2	61.5	61.0	69.3	61.7	61.1
2	59.9	61.5	65.4	65.3	61.6	61.6	62.2
3	60.1	55.9	59.9	64.0	57.7	52.9	64.4
4	66.5	61.6	58.9	58.8	63.5	61.7	59.9
5	59.8	55.2	58.0	60.9	60.5	62.5	60.2
6	63.5	61.4	60.4	61.7	57.7	64.8	61.9
7	56.6	54.9	55.8	60.1	55.7	54.2	58.1
8	54.0	58.2	58.5	58.5	56.5	56.6	54.8
9	57.1	58.2	60.0	61.1	54.9	57.9	56.0
10	54.6	57.0	58.0	60.1	55.5	56.6	54.2
11	53.0	55.2	52.8	57.1	55.6	56.8	54.6
12	54.7	55.7	58.0	57.6	55.8	56.6	54.5
13	56.9	55.4	57.9	56.9	55.9	54.8	57.0
14	56.4	55.7	58.7	59.5	56.1	55.1	53.9
15	56.6	55.9	59.5	59.7	56.5	57.0	54.5
16	54.7	56.4	58.1	57.4	57.1	57.5	55.6
17	58.6	57.2	59.6	59.1	57.7	58.1	56.8
18	59.3	58.3	59.6	59.8	59.6	56.2	57.9
19	57.1	54.5	57.6	58.9	57.9	59.3	56.4
20	57.4	56.2	59.0	60.0	61.1	57.4	59.6
21	60.4	56.6	62.4	58.3	61.2	59.9	60.6
22	60.5	59.2	62.2	59.1	60.0	59.6	61.9
23	60.7	58.4	63.8	57.0	63.5	62.3	62.4
24	64.0	60.6	61.9	56.8	66.4	60.9	62.6

10-12	53.9	55.5	55.5	57.4	55.7	56.7	54.5
14-16	55.6	56.1	58.9	58.6	56.7	57.2	55.0
0-24	56.5	56.5	58.3	58.6	56.8	57.0	56.1

Average (ALL)	57.0
Weekday Inter-Peak	55.7

Channel 1 - Westbound

85th Percentile

Hr Ending	13/10/2022 Thursday	14/10/2022 Friday	15/10/2022 Saturday	16/10/2022 Sunday	17/10/2022 Monday	18/10/2022 Tuesday	19/10/2022 Wednesday
1	62.6	68.8	70.6	66.7	78.0	70.9	65.5
2	71.4	68.4	81.2	79.4	70.5	72.1	69.4
3	-	60.6	67.3	74.5	62.5	59.8	71.0
4	72.6	66.9	66.1	68.1	75.5	71.9	67.3
5	64.8	61.4	64.7	68.4	70.5	69.7	68.7
6	70.7	70.4	69.2	72.7	64.9	73.6	69.5
7	66.0	61.8	64.2	67.4	63.8	60.3	66.3
8	63.2	65.9	66.1	66.8	64.0	64.4	63.4
9	65.0	64.8	66.7	71.6	65.4	64.8	62.8
10	62.6	63.6	64.8	67.6	63.5	63.8	60.7
11	62.0	60.8	63.3	64.9	60.6	63.6	60.1
12	61.1	61.4	64.4	64.5	61.4	63.5	62.0
13	63.6	61.4	64.7	63.0	61.3	62.6	62.8
14	62.5	61.9	65.0	66.3	62.9	64.0	61.3
15	63.5	62.2	66.4	67.1	63.2	63.1	62.9
16	65.3	62.3	64.5	64.7	64.0	64.9	63.1
17	64.9	63.7	66.6	66.8	66.6	65.1	62.6
18	66.5	65.0	66.6	66.9	66.9	64.7	66.1
19	64.7	61.0	65.4	65.0	64.9	65.8	63.4
20	64.6	62.1	66.4	68.5	69.5	64.7	66.9
21	69.1	63.0	70.8	65.2	68.8	68.3	68.7
22	67.7	67.6	71.5	66.8	67.8	68.3	70.7
23	67.3	64.8	70.8	62.2	71.4	70.1	69.1
24	72.6	68.8	70.2	65.6	76.7	68.1	71.3

10-12	61.7	61.1	64.5	64.7	61.0	63.5	61.1
14-16	64.6	62.2	65.6	66.0	63.5	64.0	63.1
0-24	64.6	63.0	66.0	66.1	64.1	64.6	63.6

85th %ile (ALL)	64.4
Weekday Inter-Peak	62.6

Lincolnshire ATC 3, A158

Produced by Road Data Services Ltd.

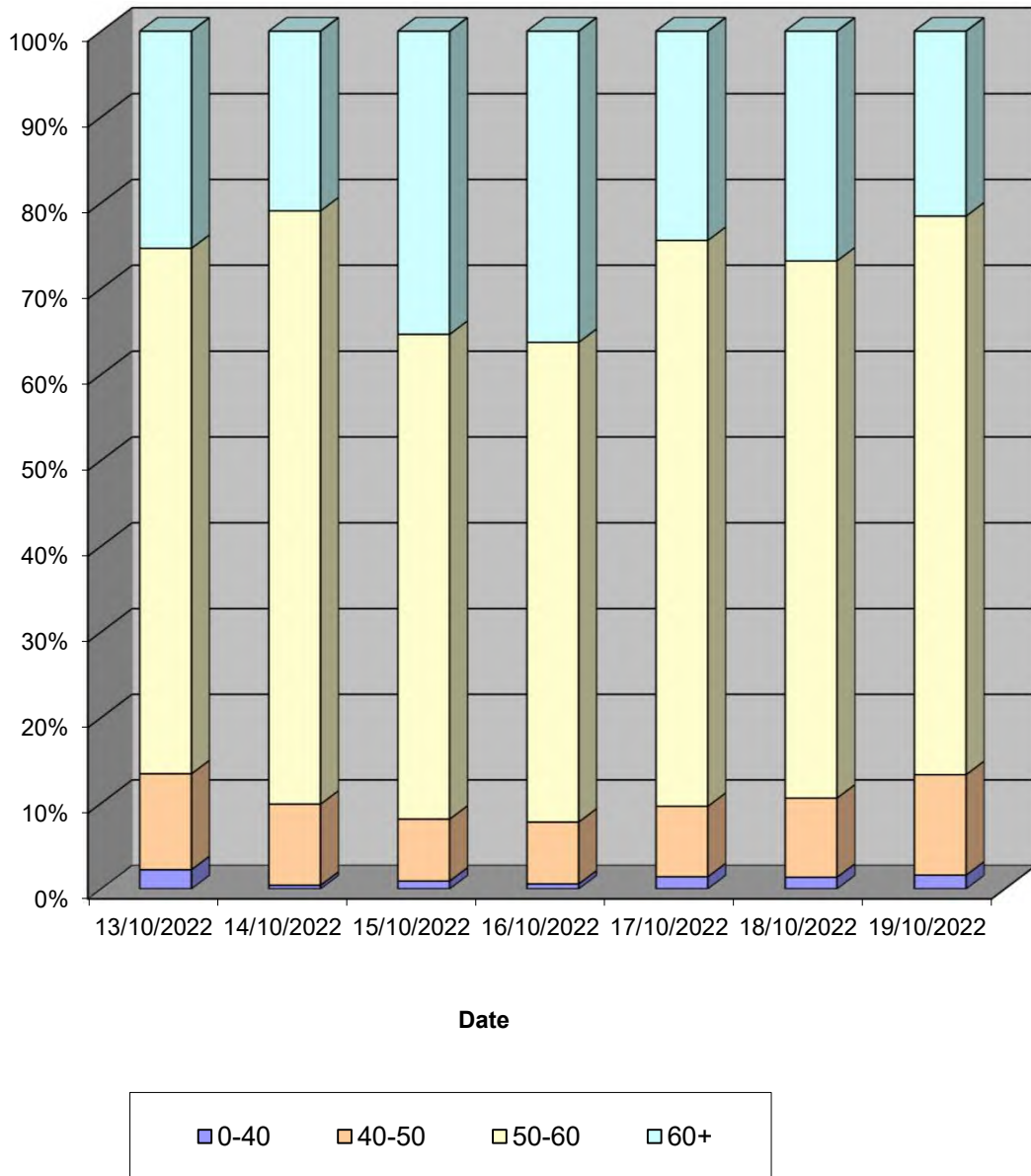
Channel 1 - Westbound

Speed Summary

Week 1

Speed (MPH)	13/10/2022 Thursday	14/10/2022 Friday	15/10/2022 Saturday	16/10/2022 Sunday	17/10/2022 Monday	18/10/2022 Tuesday	19/10/2022 Wednesday
0-40	80	26	35	18	66	48	54
40-50	399	570	276	223	383	326	394
50-60	2182	4164	2158	1727	3072	2209	2186
60+	901	1260	1348	1119	1135	944	723
TOTAL	3562	6020	3817	3087	4656	3527	3357

Speed Summary (MPH)



Lincolnshire ATC 3, A158

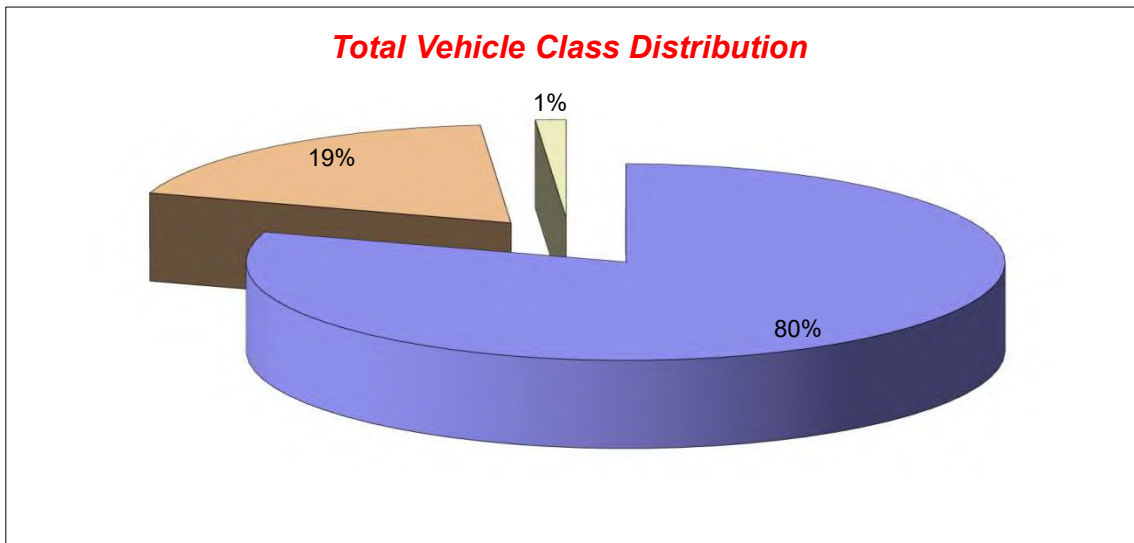
Produced by Road Data Services Ltd.

Channel 1 - Westbound

Vehicle Class

Week 1

Classes Day / Time	Car / LGV / Caravan - 1	OGV1 / Bus - 2,3,5,6,7,12	OGV2 - 4,8,9,10,11,13	TOTAL - 1-13
13/10/2022				
7-19	2301	675	58	3034
6-22	2618	758	65	3441
6-24	2678	769	65	3512
0-24	2709	783	70	3562
14/10/2022				
7-19	4010	841	50	4901
6-22	4759	1006	60	5825
6-24	4845	1026	61	5932
0-24	4901	1049	70	6020
15/10/2022				
7-19	2828	509	17	3354
6-22	3071	572	20	3663
6-24	3132	584	20	3736
0-24	3194	601	22	3817
16/10/2022				
7-19	2360	363	17	2740
6-22	2567	405	18	2990
6-24	2598	412	19	3029
0-24	2640	422	25	3087
17/10/2022				
7-19	3433	743	53	4229
6-22	3683	810	57	4550
6-24	3723	818	57	4598
0-24	3757	833	66	4656
18/10/2022				
7-19	2357	656	47	3060
6-22	2623	728	55	3406
6-24	2681	734	55	3470
0-24	2717	751	59	3527
19/10/2022				
7-19	2164	707	47	2918
6-22	2407	770	50	3227
6-24	2445	786	50	3281
0-24	2490	815	52	3357
Average				
7-19	2779	642	41	3462
6-22	3104	721	46	3872
6-24	3157	733	47	3937
0-24	3201	751	52	4004



Lincolnshire ATC 3, A158

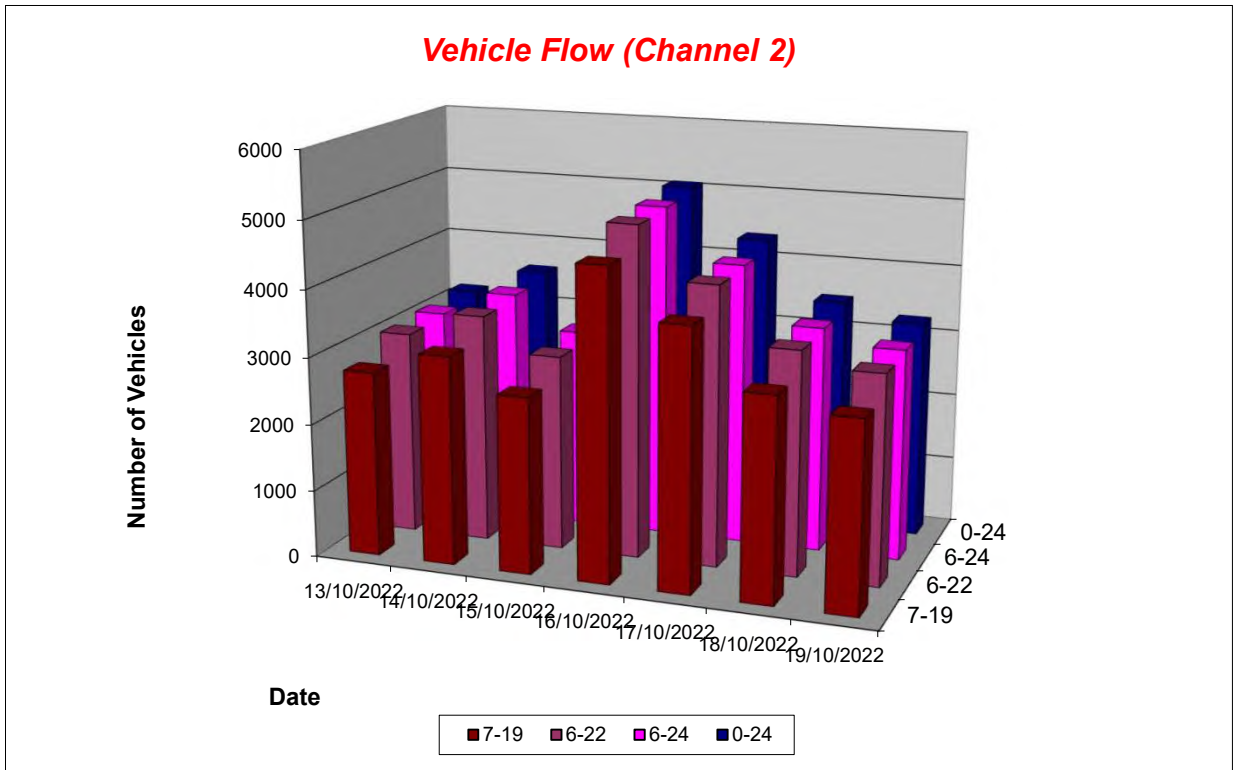
Produced by Road Data Services Ltd.

Channel 2 - Eastbound

Vehicle Flow

Week 1

Hr Ending	13/10/2022 Thursday	14/10/2022 Friday	15/10/2022 Saturday	16/10/2022 Sunday	17/10/2022 Monday	18/10/2022 Tuesday	19/10/2022 Wednesday	Weekday Average	Average
1	10	7	16	17	13	7	10	9	11
2	3	7	11	19	10	7	11	8	10
3	5	2	4	11	5	8	9	6	6
4	10	11	9	12	17	7	7	10	10
5	23	24	18	4	37	23	22	26	22
6	34	46	25	24	55	54	40	46	40
7	132	114	55	48	153	126	131	131	108
8	218	204	97	68	225	216	189	210	174
9	249	256	157	170	294	226	242	253	228
10	234	257	227	301	372	204	222	258	260
11	240	373	258	423	539	214	225	318	325
12	213	274	282	475	469	225	249	286	312
13	224	300	241	496	351	211	257	269	297
14	236	277	230	447	267	251	241	254	278
15	288	282	216	561	338	322	257	297	323
16	249	270	225	589	302	329	272	284	319
17	267	248	248	488	293	352	261	284	308
18	193	192	257	339	240	275	231	226	247
19	149	176	186	246	179	188	162	171	184
20	71	100	125	180	84	96	78	86	105
21	40	49	67	75	32	61	64	49	55
22	44	48	44	41	35	42	34	41	41
23	30	41	36	24	23	20	22	27	28
24	15	22	38	15	11	13	15	15	18
7-19	2760	3109	2624	4603	3869	3013	2808	3112	3255
6-22	3047	3420	2915	4947	4173	3338	3115	3419	3565
6-24	3092	3483	2989	4986	4207	3371	3152	3461	3611
0-24	3177	3580	3072	5073	4344	3477	3251	3566	3711



Lincolnshire ATC 3, A158

Produced by Road Data Services Ltd.

Channel 2 - Eastbound

Average Speed

Week 1

Hr Ending	13/10/2022 Thursday	14/10/2022 Friday	15/10/2022 Saturday	16/10/2022 Sunday	17/10/2022 Monday	18/10/2022 Tuesday	19/10/2022 Wednesday
1	53.9	59.5	50.9	53.0	47.9	53.9	54.3
2	50.6	59.9	52.7	52.7	54.3	59.2	54.6
3	56.4	57.8	51.0	56.8	49.0	56.4	56.6
4	54.8	52.5	51.5	51.9	53.3	56.8	53.7
5	51.4	52.5	52.8	53.7	54.5	53.6	53.6
6	49.9	50.9	51.7	52.2	50.9	53.5	54.2
7	51.2	51.7	50.7	50.4	50.3	50.4	52.7
8	50.3	50.4	51.2	55.7	49.9	51.0	52.4
9	51.3	51.1	52.0	53.9	48.2	51.5	52.2
10	50.1	50.2	49.5	51.4	48.9	50.7	48.8
11	50.4	48.5	50.6	50.7	47.5	49.2	49.6
12	51.1	49.1	49.6	50.3	48.4	49.0	50.2
13	50.8	50.1	51.5	50.8	51.1	50.5	51.6
14	51.0	50.0	50.2	50.9	49.2	51.6	50.5
15	49.9	50.6	52.4	50.7	48.8	50.4	52.1
16	51.6	51.4	53.0	50.7	49.7	51.0	51.3
17	53.0	51.6	53.4	50.6	51.7	51.6	52.3
18	52.3	53.5	52.0	51.5	51.1	51.3	51.0
19	51.8	50.3	53.1	51.9	51.8	51.7	51.5
20	51.0	49.8	48.7	49.8	51.1	49.8	52.5
21	52.1	50.3	52.6	50.7	52.5	55.1	53.8
22	54.1	50.8	51.3	53.5	52.0	51.8	57.5
23	54.2	55.3	53.8	52.4	54.1	53.7	56.9
24	54.9	50.5	52.9	52.5	51.9	51.1	55.1

10-12	50.7	48.8	50.1	50.5	47.9	49.1	49.9
14-16	50.7	51.0	52.7	50.7	49.2	50.7	51.7
0-24	51.2	50.6	51.4	51.0	49.6	51.0	51.5

Average (ALL)	50.9
Weekday Inter-Peak	49.8

Channel 2 - Eastbound

85th Percentile

Hr Ending	13/10/2022 Thursday	14/10/2022 Friday	15/10/2022 Saturday	16/10/2022 Sunday	17/10/2022 Monday	18/10/2022 Tuesday	19/10/2022 Wednesday
1	59.0	65.7	61.2	59.8	52.0	64.8	62.5
2	57.7	68.8	57.1	60.3	65.6	67.0	60.5
3	60.4	70.3	55.1	65.3	56.3	69.0	62.7
4	63.3	62.1	58.2	55.9	62.7	63.4	65.9
5	58.0	59.7	59.7	61.3	59.4	59.3	60.5
6	57.7	57.0	58.9	57.9	58.8	60.5	63.1
7	56.6	58.8	57.8	56.3	56.3	57.6	59.3
8	55.8	57.0	57.2	61.3	56.8	56.2	58.5
9	56.9	56.8	60.0	60.6	56.2	58.0	57.9
10	56.1	55.4	54.5	56.4	54.1	57.4	55.3
11	55.7	53.7	55.3	55.6	52.4	55.5	55.6
12	56.7	56.5	56.8	56.6	53.1	56.7	56.5
13	56.3	55.9	56.6	55.5	56.8	58.2	57.1
14	57.1	56.0	56.4	56.7	55.6	57.0	57.6
15	57.1	56.4	58.6	56.5	56.3	56.0	57.4
16	57.7	57.4	58.7	55.2	58.8	56.7	56.6
17	58.9	58.3	59.1	55.7	58.3	57.2	58.4
18	58.8	58.9	57.5	57.2	58.4	59.1	59.3
19	58.0	56.7	58.4	57.6	57.8	57.5	55.8
20	58.3	55.7	54.7	56.0	58.2	55.5	58.3
21	59.3	58.2	58.2	56.6	59.4	61.5	61.9
22	60.3	58.5	57.8	59.8	57.8	58.0	64.7
23	62.4	63.0	60.3	58.8	59.6	62.5	63.9
24	62.3	59.8	59.6	59.1	58.0	59.3	64.8

10-12	56.2	55.0	56.2	56.2	52.7	56.2	56.1
14-16	57.5	56.9	58.6	55.9	57.5	56.4	57.0
0-24	57.4	56.9	57.6	56.6	56.3	57.5	58.0

85th %ile (ALL)	57.2
Weekday Inter-Peak	56.1

Lincolnshire ATC 3, A158

Produced by Road Data Services Ltd.

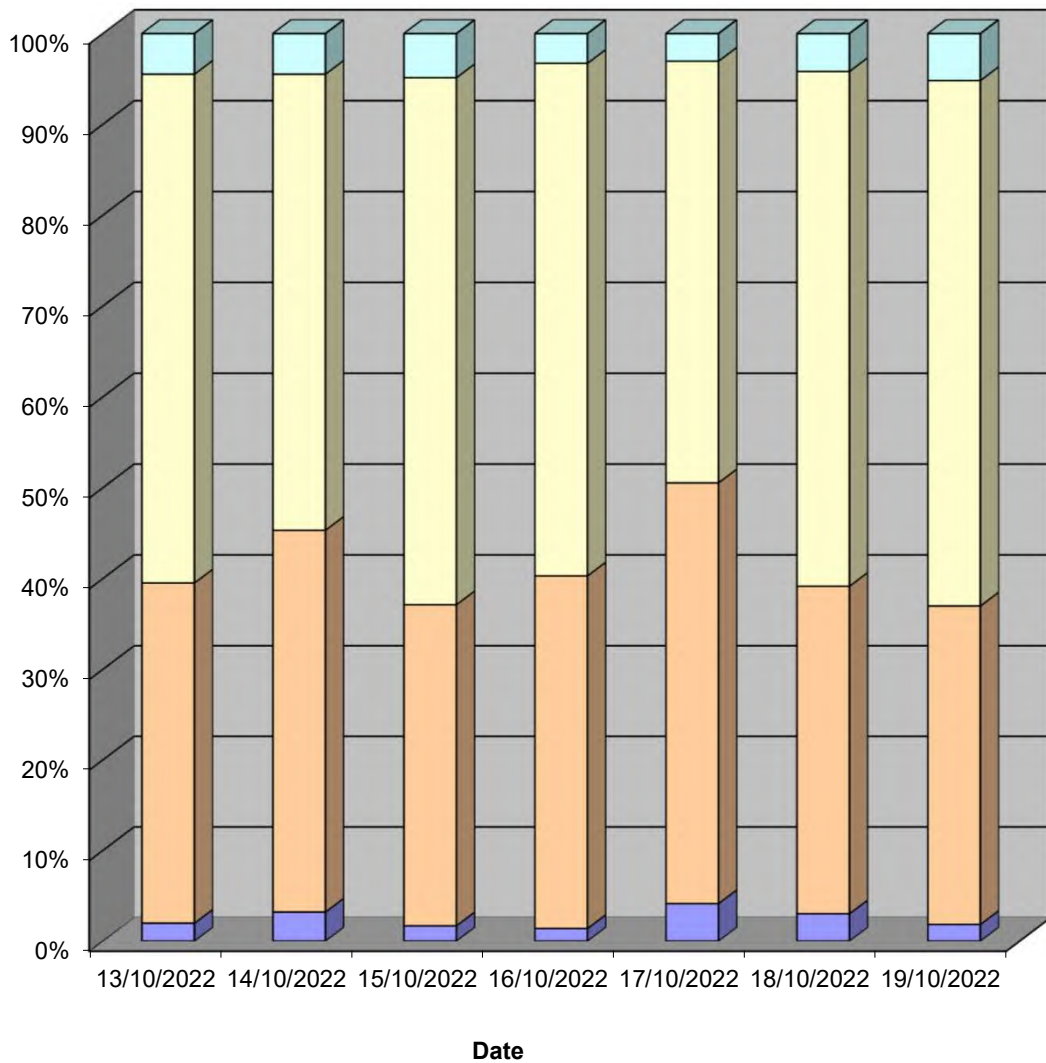
Channel 2 - Eastbound

Speed Summary

Week 1

Speed (MPH)	13/10/2022 Thursday	14/10/2022 Friday	15/10/2022 Saturday	16/10/2022 Sunday	17/10/2022 Monday	18/10/2022 Tuesday	19/10/2022 Wednesday
0-40	63	115	52	71	180	105	60
40-50	1193	1508	1089	1974	2016	1257	1143
50-60	1779	1797	1782	2862	2016	1970	1880
60+	142	160	149	166	132	145	168
TOTAL	3177	3580	3072	5073	4344	3477	3251

Speed Summary (MPH)



Lincolnshire ATC 3, A158

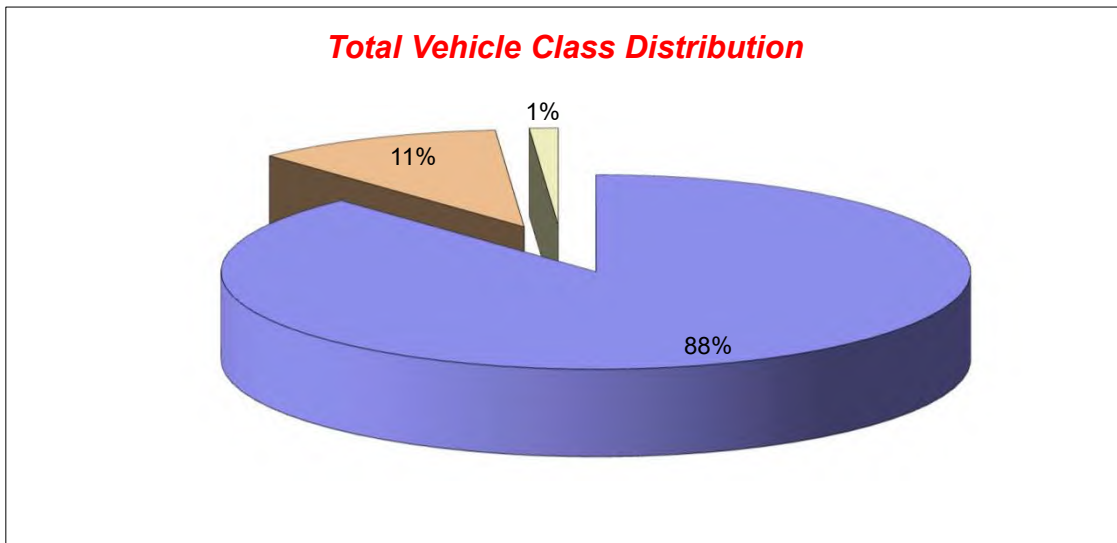
Produced by Road Data Services Ltd.

Channel 2 - Eastbound

Vehicle Class

Week 1

Classes Day / Time	Car / LGV / Caravan - 1	OGV1 / Bus - 2,3,5,6,7,12	OGV2 - 4,8,9,10,11,13	TOTAL - 1-13
13/10/2022				
7-19	2307	408	45	2760
6-22	2556	443	48	3047
6-24	2596	448	48	3092
0-24	2659	463	55	3177
14/10/2022				
7-19	2630	429	50	3109
6-22	2903	464	53	3420
6-24	2964	466	53	3483
0-24	3032	484	64	3580
15/10/2022				
7-19	2415	199	10	2624
6-22	2689	215	11	2915
6-24	2754	224	11	2989
0-24	2821	235	16	3072
16/10/2022				
7-19	4327	255	21	4603
6-22	4643	279	25	4947
6-24	4681	280	25	4986
0-24	4760	285	28	5073
17/10/2022				
7-19	3414	410	45	3869
6-22	3682	445	46	4173
6-24	3712	448	47	4207
0-24	3830	461	53	4344
18/10/2022				
7-19	2602	367	44	3013
6-22	2894	399	45	3338
6-24	2923	401	47	3371
0-24	3007	413	57	3477
19/10/2022				
7-19	2372	394	42	2808
6-22	2657	415	43	3115
6-24	2693	416	43	3152
0-24	2773	430	48	3251
Average				
7-19	2867	352	37	3255
6-22	3146	380	39	3565
6-24	3189	383	39	3611
0-24	3269	396	46	3711



Lincolnshire ATC 4, A1104

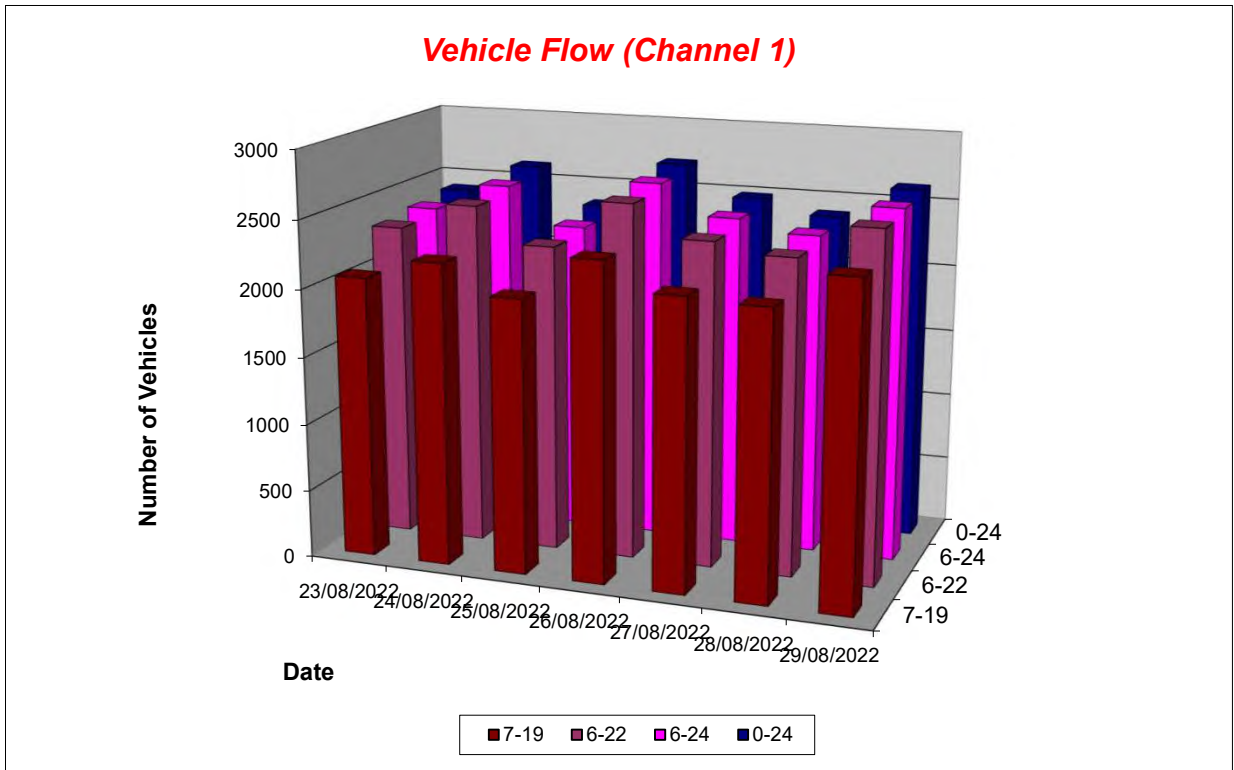
Produced by Road Data Services Ltd.

Channel 1 - Southbound

Vehicle Flow

Week 1

Hr Ending	23/08/2022 Tuesday	24/08/2022 Wednesday	25/08/2022 Thursday	26/08/2022 Friday	27/08/2022 Saturday	28/08/2022 Sunday	29/08/2022 Monday	Weekday Average	Average
1	3	2	4	5	12	11	3	3	6
2	0	3	3	9	3	1	4	4	3
3	2	1	1	2	2	3	0	1	2
4	1	3	1	1	1	2	1	1	1
5	5	8	9	6	5	2	5	7	6
6	29	34	35	21	17	7	15	27	23
7	72	69	77	73	29	29	28	64	54
8	92	111	101	95	67	44	60	92	81
9	134	121	161	168	89	93	103	137	124
10	156	157	169	207	177	118	175	173	166
11	177	219	203	223	231	190	256	216	214
12	197	190	197	235	234	204	247	213	215
13	173	180	173	227	239	227	275	206	213
14	181	211	199	208	203	224	247	209	210
15	184	217	196	213	188	209	238	210	206
16	218	216	167	204	193	215	220	205	205
17	215	259	164	237	201	216	197	214	213
18	205	226	178	203	171	211	203	203	200
19	142	120	110	117	142	155	135	125	132
20	88	98	65	98	108	88	91	88	91
21	57	77	61	64	75	66	52	62	65
22	36	55	48	49	46	32	38	45	43
23	23	28	16	30	30	28	16	23	24
24	14	18	15	14	22	11	15	15	16
7-19	2074	2227	2018	2337	2135	2106	2356	2202	2179
6-22	2327	2526	2269	2621	2393	2321	2565	2462	2432
6-24	2364	2572	2300	2665	2445	2360	2596	2499	2472
0-24	2404	2623	2353	2709	2485	2386	2624	2543	2512



Lincolnshire ATC 4, A1104

Produced by Road Data Services Ltd.

Channel 1 - Southbound

Average Speed

Week 1

Hr Ending	23/08/2022 Tuesday	24/08/2022 Wednesday	25/08/2022 Thursday	26/08/2022 Friday	27/08/2022 Saturday	28/08/2022 Sunday	29/08/2022 Monday
1	42.5	55.5	47.2	42.0	38.0	47.4	47.2
2	-	46.4	44.4	42.9	56.5	42.6	45.5
3	54.8	45.1	53.9	34.2	51.4	49.6	-
4	27.6	45.8	37.5	44.0	46.2	44.0	42.6
5	50.5	47.7	46.3	43.0	43.2	42.8	44.8
6	45.2	47.0	46.4	48.0	47.1	36.9	46.8
7	47.9	46.8	48.8	49.3	46.9	47.4	47.3
8	48.1	43.8	45.1	45.6	47.2	44.1	48.3
9	44.4	44.1	43.1	43.4	44.0	44.6	44.0
10	40.8	42.6	42.2	41.8	43.1	44.5	42.6
11	40.2	40.5	41.4	41.2	41.4	41.4	42.2
12	41.3	41.2	41.4	41.0	42.4	41.9	41.1
13	41.7	42.2	41.3	42.9	41.3	42.8	42.1
14	41.5	40.0	40.2	42.9	41.7	43.6	41.6
15	42.0	39.7	42.3	41.3	43.2	42.4	42.8
16	40.9	41.9	43.3	42.6	41.8	41.0	42.1
17	42.6	42.1	43.4	41.0	43.4	42.5	44.0
18	43.8	43.0	45.4	43.9	43.7	43.7	43.2
19	44.7	44.2	44.9	42.9	44.0	44.2	44.3
20	45.2	43.9	45.6	43.0	43.1	42.7	45.1
21	44.2	42.4	40.3	42.2	42.9	43.2	46.0
22	43.6	42.7	42.0	41.8	44.0	43.2	46.6
23	46.5	44.6	43.1	46.6	43.7	43.5	47.5
24	48.4	45.8	47.9	46.3	44.1	45.0	47.1

10-12	40.7	40.8	41.4	41.1	41.9	41.7	41.7
14-16	41.4	40.8	42.8	41.9	42.5	41.7	42.5
0-24	42.8	42.3	42.9	42.6	42.9	42.9	43.0

Average (ALL)	42.8
Weekday Inter-Peak	41.5

Channel 1 - Southbound

85th Percentile

Hr Ending	23/08/2022 Tuesday	24/08/2022 Wednesday	25/08/2022 Thursday	26/08/2022 Friday	27/08/2022 Saturday	28/08/2022 Sunday	29/08/2022 Monday
1	46.8	65.5	59.9	48.0	44.4	51.3	53.6
2	-	55.6	51.4	47.7	74.1	-	48.0
3	55.9	-	-	46.2	51.6	56.7	-
4	-	51.5	-	-	-	48.7	-
5	55.5	54.9	50.1	49.9	46.7	43.0	56.3
6	52.1	53.3	53.9	56.8	54.5	50.3	53.2
7	54.0	51.7	56.3	56.6	52.7	54.0	56.1
8	55.6	50.2	53.4	53.3	54.5	50.0	55.1
9	50.8	49.9	49.3	49.6	52.2	50.8	51.2
10	48.1	47.9	48.0	47.4	48.9	50.5	47.5
11	48.7	47.9	47.1	47.3	46.3	47.4	47.7
12	48.2	46.6	47.0	47.2	48.5	47.2	47.5
13	47.5	47.7	46.8	48.3	46.7	48.2	47.6
14	48.3	48.4	45.7	48.9	47.1	48.9	47.6
15	48.5	46.0	46.7	46.8	48.2	48.7	48.9
16	47.4	49.1	48.4	48.9	48.2	48.3	48.5
17	49.2	47.4	49.0	49.5	49.4	47.7	49.9
18	50.2	50.0	52.8	50.4	49.3	49.1	49.2
19	50.7	50.9	52.2	49.8	51.7	50.9	51.1
20	51.3	50.8	52.0	49.4	49.5	51.2	51.0
21	51.9	50.4	48.3	49.8	50.3	50.6	54.7
22	51.1	52.4	47.5	49.4	51.4	50.1	55.3
23	53.9	53.0	48.8	55.2	51.0	50.1	54.8
24	56.2	54.9	56.4	52.3	53.0	56.9	54.3

10-12	48.4	47.4	47.0	47.3	47.4	47.3	47.7
14-16	47.9	47.7	47.5	47.9	48.3	48.5	48.8
0-24	49.9	49.2	49.4	49.4	49.2	49.2	49.4

85th %ile (ALL)	49.4
Weekday Inter-Peak	47.8

Lincolnshire ATC 4, A1104

Produced by Road Data Services Ltd.

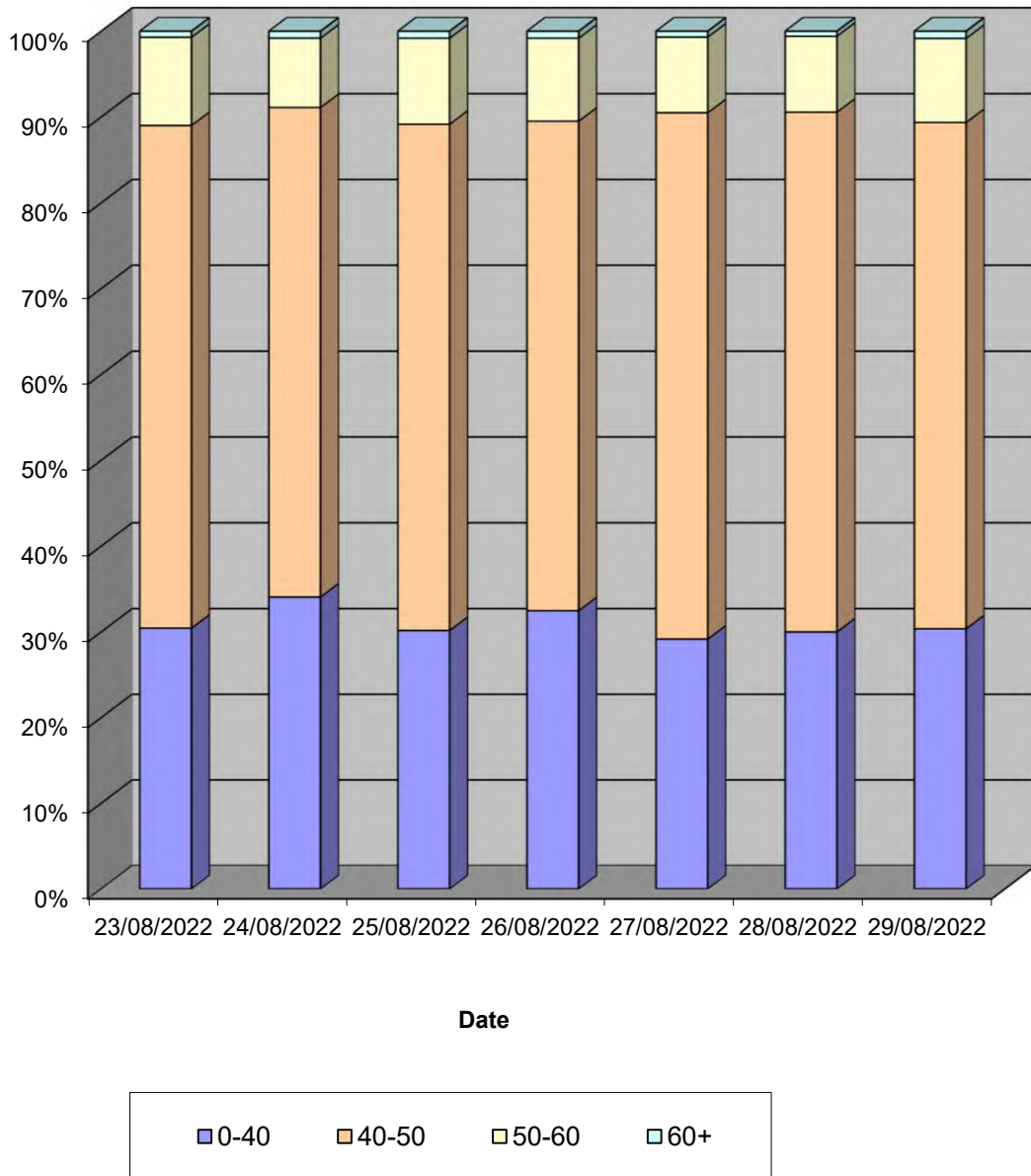
Channel 1 - Southbound

Speed Summary

Week 1

Speed (MPH)	23/08/2022 Tuesday	24/08/2022 Wednesday	25/08/2022 Thursday	26/08/2022 Friday	27/08/2022 Saturday	28/08/2022 Sunday	29/08/2022 Monday
0-40	732	894	710	880	725	716	797
40-50	1408	1496	1388	1545	1524	1445	1548
50-60	247	212	236	262	219	211	257
60+	17	21	19	22	17	14	22
TOTAL	2404	2623	2353	2709	2485	2386	2624

Speed Summary (MPH)



Lincolnshire ATC 4, A1104

Produced by Road Data Services Ltd.

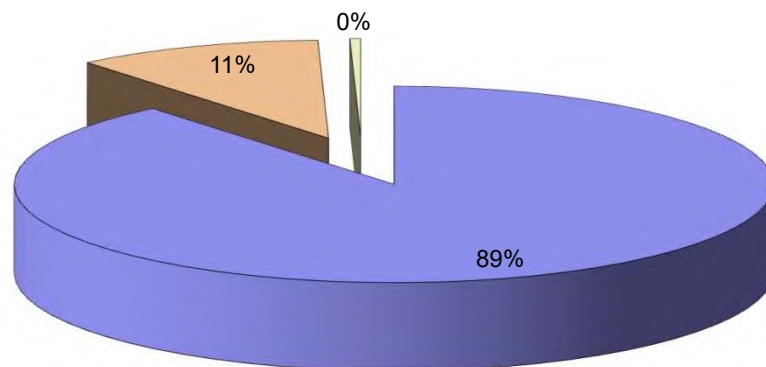
Channel 1 - Southbound

Vehicle Class

Week 1

Classes Day / Time	Car / LGV / Caravan - 1	OGV1 / Bus - 2,3,5,6,7,12	OGV2 - 4,8,9,10,11,13	TOTAL - 1-13
23/08/2022				
7-19	1788	274	12	2074
6-22	2012	301	14	2327
6-24	2044	306	14	2364
0-24	2075	315	14	2404
24/08/2022				
7-19	1929	284	14	2227
6-22	2189	319	18	2526
6-24	2231	323	18	2572
0-24	2271	334	18	2623
25/08/2022				
7-19	1730	271	17	2018
6-22	1956	293	20	2269
6-24	1985	295	20	2300
0-24	2029	304	20	2353
26/08/2022				
7-19	2048	281	8	2337
6-22	2295	316	10	2621
6-24	2334	321	10	2665
0-24	2368	331	10	2709
27/08/2022				
7-19	1982	149	4	2135
6-22	2217	172	4	2393
6-24	2267	174	4	2445
0-24	2303	178	4	2485
28/08/2022				
7-19	1965	137	4	2106
6-22	2165	152	4	2321
6-24	2202	154	4	2360
0-24	2224	158	4	2386
29/08/2022				
7-19	2134	214	8	2356
6-22	2329	226	10	2565
6-24	2356	230	10	2596
0-24	2383	231	10	2624
Average				
7-19	1939	230	10	2179
6-22	2166	254	11	2432
6-24	2203	258	11	2472
0-24	2236	264	11	2512

Total Vehicle Class Distribution



Lincolnshire ATC 4, A1104

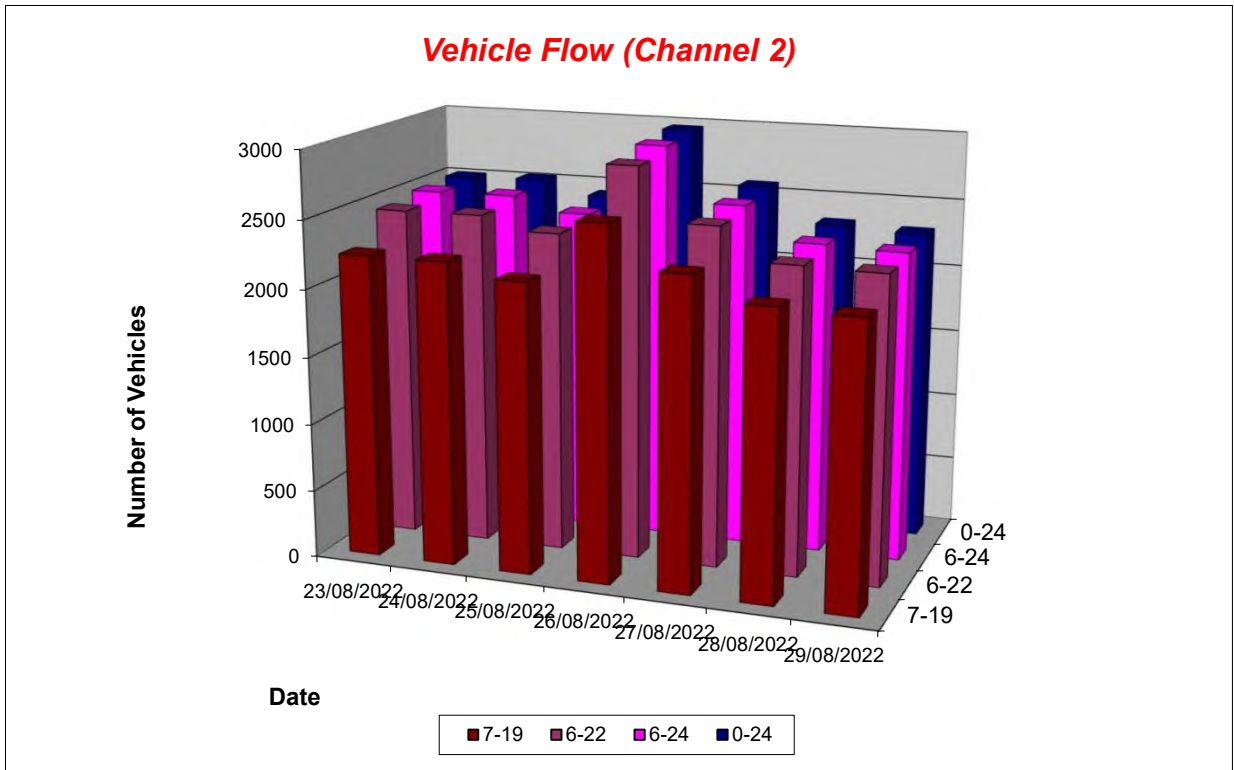
Produced by Road Data Services Ltd.

Channel 2 - Northbound

Vehicle Flow

Week 1

Hr Ending	23/08/2022 Tuesday	24/08/2022 Wednesday	25/08/2022 Thursday	26/08/2022 Friday	27/08/2022 Saturday	28/08/2022 Sunday	29/08/2022 Monday	Weekday Average	Average
1	2	1	3	5	12	11	4	3	5
2	0	3	4	4	6	6	3	3	4
3	0	0	1	2	3	5	1	1	2
4	2	0	2	2	3	0	0	1	1
5	5	8	5	5	3	1	5	6	5
6	5	11	13	10	8	4	7	9	8
7	45	47	45	41	24	13	28	41	35
8	123	118	109	99	61	54	57	101	89
9	154	156	136	155	113	65	118	144	128
10	152	173	199	172	151	151	146	168	163
11	227	211	205	214	217	252	218	215	221
12	265	240	231	251	286	313	248	247	262
13	231	201	210	275	259	316	278	239	253
14	173	199	204	250	281	266	264	218	234
15	206	206	171	263	249	178	200	209	210
16	173	179	175	248	195	158	216	198	192
17	204	218	186	225	218	144	141	195	191
18	204	206	173	254	132	118	105	188	170
19	125	130	140	184	122	94	96	135	127
20	80	85	77	117	102	71	67	85	86
21	59	59	55	88	64	47	43	61	59
22	32	32	50	52	29	27	31	39	36
23	26	29	30	32	22	20	11	26	24
24	14	11	3	20	15	12	14	12	13
7-19	2237	2237	2139	2590	2284	2109	2087	2258	2240
6-22	2453	2460	2366	2888	2503	2267	2256	2485	2456
6-24	2493	2500	2399	2940	2540	2299	2281	2523	2493
0-24	2507	2523	2427	2968	2575	2326	2301	2545	2518



Lincolnshire ATC 4, A1104

Produced by Road Data Services Ltd.

Channel 2 - Northbound

Average Speed

Week 1

Hr Ending	23/08/2022 Tuesday	24/08/2022 Wednesday	25/08/2022 Thursday	26/08/2022 Friday	27/08/2022 Saturday	28/08/2022 Sunday	29/08/2022 Monday
1	50.5	50.6	56.8	50.8	49.6	55.0	48.2
2	-	50.6	50.9	51.0	51.9	50.8	47.7
3	-	-	59.8	47.0	57.8	54.9	38.0
4	45.7	-	46.0	36.1	55.1	-	-
5	53.8	47.1	51.3	50.5	55.1	51.5	57.8
6	47.1	51.6	49.5	55.1	52.7	47.2	51.6
7	49.5	51.0	48.8	51.9	51.8	50.9	49.9
8	49.1	49.5	48.6	50.3	50.5	51.3	52.0
9	46.6	47.9	48.2	48.1	48.0	50.6	49.8
10	45.1	47.9	45.2	45.3	47.7	47.4	47.6
11	42.7	44.4	44.4	46.2	45.8	44.9	45.3
12	42.8	44.5	44.4	44.3	44.8	43.2	44.9
13	43.6	44.7	45.1	46.0	45.1	44.2	45.6
14	45.0	45.8	44.5	45.2	45.6	45.6	45.6
15	44.5	44.9	47.2	44.0	43.8	47.1	46.1
16	45.2	45.7	45.0	46.7	47.0	46.0	45.7
17	46.7	45.1	46.2	45.7	46.9	47.0	47.2
18	47.1	48.2	49.6	47.3	50.1	49.4	50.0
19	47.4	48.4	48.0	48.8	48.0	49.5	48.5
20	49.2	48.2	48.6	47.9	48.5	52.3	47.8
21	48.1	48.9	47.9	46.6	47.8	46.3	49.2
22	49.6	48.2	45.7	45.9	51.0	46.5	49.5
23	49.3	46.7	47.9	47.7	47.8	53.6	55.7
24	48.4	44.9	59.8	47.6	46.1	54.7	46.5

10-12	42.8	44.4	44.4	45.2	45.2	44.0	45.1
14-16	44.8	45.3	46.1	45.3	45.2	46.5	45.9
0-24	45.6	46.4	46.3	46.4	46.6	46.4	46.8

Average (ALL)	46.4
Weekday Inter-Peak	44.9

Channel 2 - Northbound

85th Percentile

Hr Ending	23/08/2022 Tuesday	24/08/2022 Wednesday	25/08/2022 Thursday	26/08/2022 Friday	27/08/2022 Saturday	28/08/2022 Sunday	29/08/2022 Monday
1	51.1	-	63.8	52.6	58.5	65.7	51.4
2	-	62.1	69.4	61.7	55.5	58.4	56.0
3	-	-	-	55.7	68.2	70.9	-
4	50.4	-	51.6	36.8	58.3	-	-
5	62.1	58.5	60.5	62.3	65.9	-	64.2
6	51.5	63.1	55.7	65.6	61.8	51.1	62.0
7	57.8	56.3	57.1	58.9	59.1	62.3	58.1
8	55.8	57.5	56.0	58.4	57.9	57.2	57.7
9	54.7	56.4	54.3	54.7	54.9	60.3	57.8
10	52.4	54.3	51.2	52.9	56.1	54.5	54.2
11	49.4	51.8	50.3	52.5	52.2	51.9	52.0
12	49.3	50.9	51.6	50.2	51.5	50.9	51.6
13	49.5	52.3	51.6	52.6	52.8	50.6	51.9
14	52.2	52.0	50.2	51.6	51.4	52.9	52.0
15	52.0	52.2	53.4	51.2	50.7	53.7	51.9
16	52.9	53.8	51.5	53.5	54.0	53.1	51.8
17	53.7	52.9	53.5	54.3	54.3	53.7	55.7
18	55.4	55.3	56.0	53.9	57.1	57.1	58.4
19	57.4	58.3	56.2	57.3	58.5	58.3	57.6
20	56.2	57.2	55.7	56.0	56.3	61.6	57.8
21	56.1	57.2	55.3	54.4	55.7	55.0	58.8
22	60.0	58.4	53.2	56.0	59.1	52.5	57.8
23	56.9	53.3	54.3	54.8	55.3	62.9	69.1
24	58.9	50.7	70.8	54.0	57.8	66.3	55.2

10-12	49.4	51.3	51.0	51.3	51.8	51.5	51.8
14-16	52.4	53.0	52.6	52.4	52.3	53.4	51.8
0-24	53.3	54.2	53.3	53.8	54.2	54.3	54.3

85th %ile (ALL)	54.0
Weekday Inter-Peak	51.7

Lincolnshire ATC 4, A1104

Produced by Road Data Services Ltd.

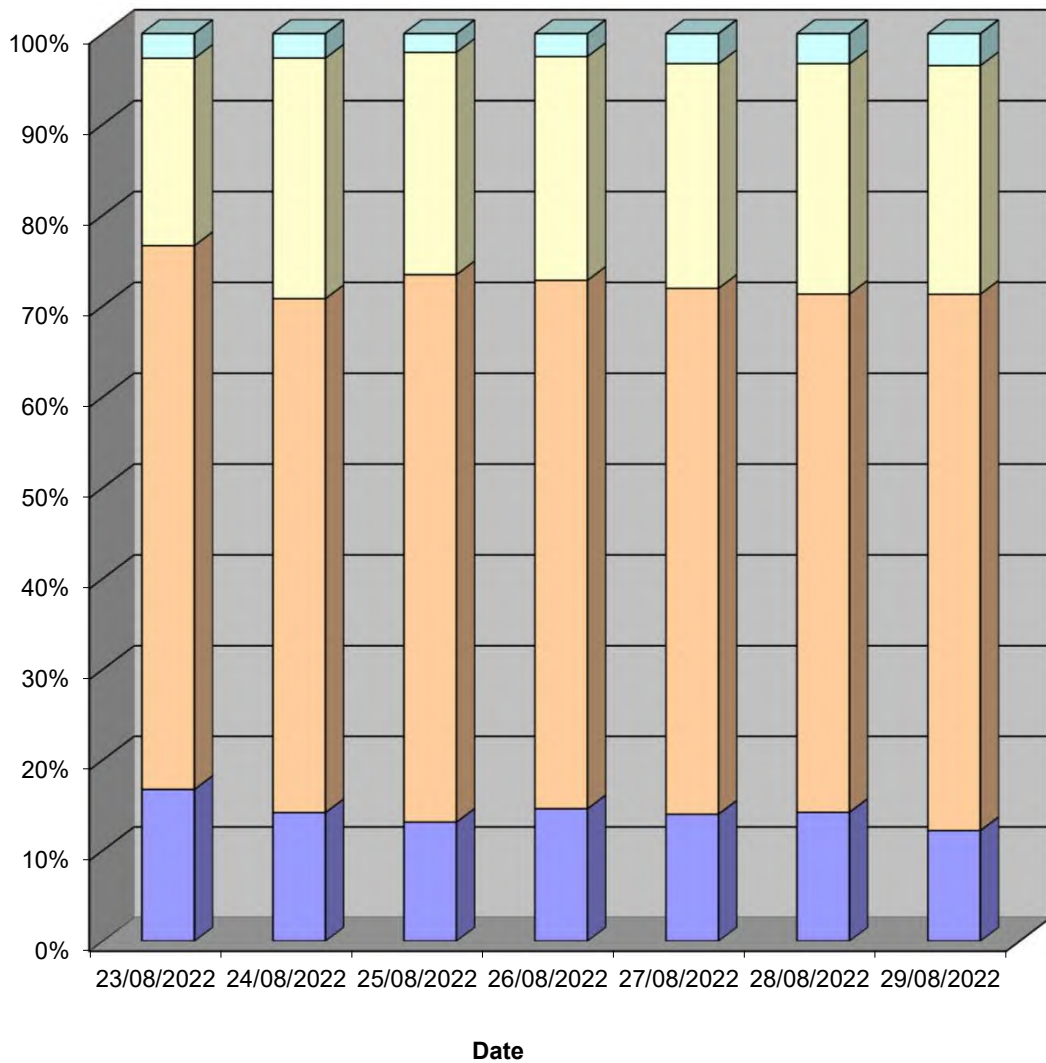
Channel 2 - Northbound

Speed Summary

Week 1

Speed (MPH)	23/08/2022 Tuesday	24/08/2022 Wednesday	25/08/2022 Thursday	26/08/2022 Friday	27/08/2022 Saturday	28/08/2022 Sunday	29/08/2022 Monday
0-40	420	358	319	434	361	331	281
40-50	1502	1429	1464	1728	1492	1328	1360
50-60	517	668	594	731	637	590	579
60+	68	68	50	75	85	77	81
TOTAL	2507	2523	2427	2968	2575	2326	2301

Speed Summary (MPH)



Lincolnshire ATC 4, A1104

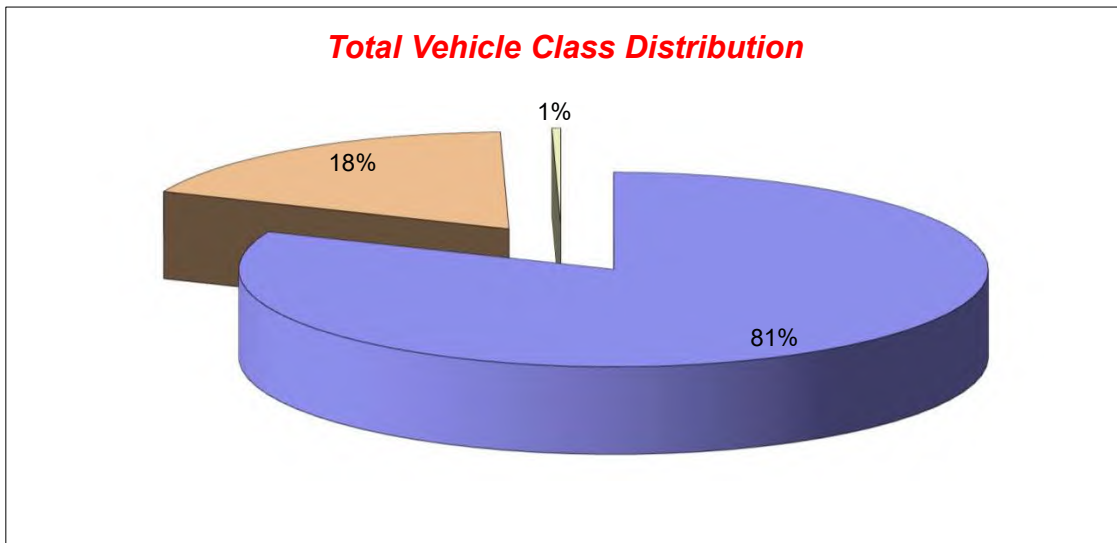
Produced by Road Data Services Ltd.

Channel 2 - Northbound

Vehicle Class

Week 1

Classes Day / Time	Car / LGV / Caravan - 1	OGV1 / Bus - 2,3,5,6,7,12	OGV2 - 4,8,9,10,11,13	TOTAL - 1-13
23/08/2022				
7-19	1831	395	11	2237
6-22	2014	427	12	2453
6-24	2047	434	12	2493
0-24	2055	438	14	2507
24/08/2022				
7-19	1797	423	17	2237
6-22	1969	474	17	2460
6-24	2002	481	17	2500
0-24	2020	486	17	2523
25/08/2022				
7-19	1724	407	8	2139
6-22	1899	459	8	2366
6-24	1928	463	8	2399
0-24	1949	470	8	2427
26/08/2022				
7-19	2044	536	10	2590
6-22	2274	603	11	2888
6-24	2315	614	11	2940
0-24	2338	619	11	2968
27/08/2022				
7-19	1915	367	2	2284
6-22	2094	407	2	2503
6-24	2122	416	2	2540
0-24	2146	426	3	2575
28/08/2022				
7-19	1782	324	3	2109
6-22	1916	348	3	2267
6-24	1939	357	3	2299
0-24	1960	362	4	2326
29/08/2022				
7-19	1708	372	7	2087
6-22	1839	409	8	2256
6-24	1853	420	8	2281
0-24	1867	425	9	2301
Average				
7-19	1829	403	8	2240
6-22	2001	447	9	2456
6-24	2029	455	9	2493
0-24	2048	461	9	2518



Lincolnshire ATC 4, A1104

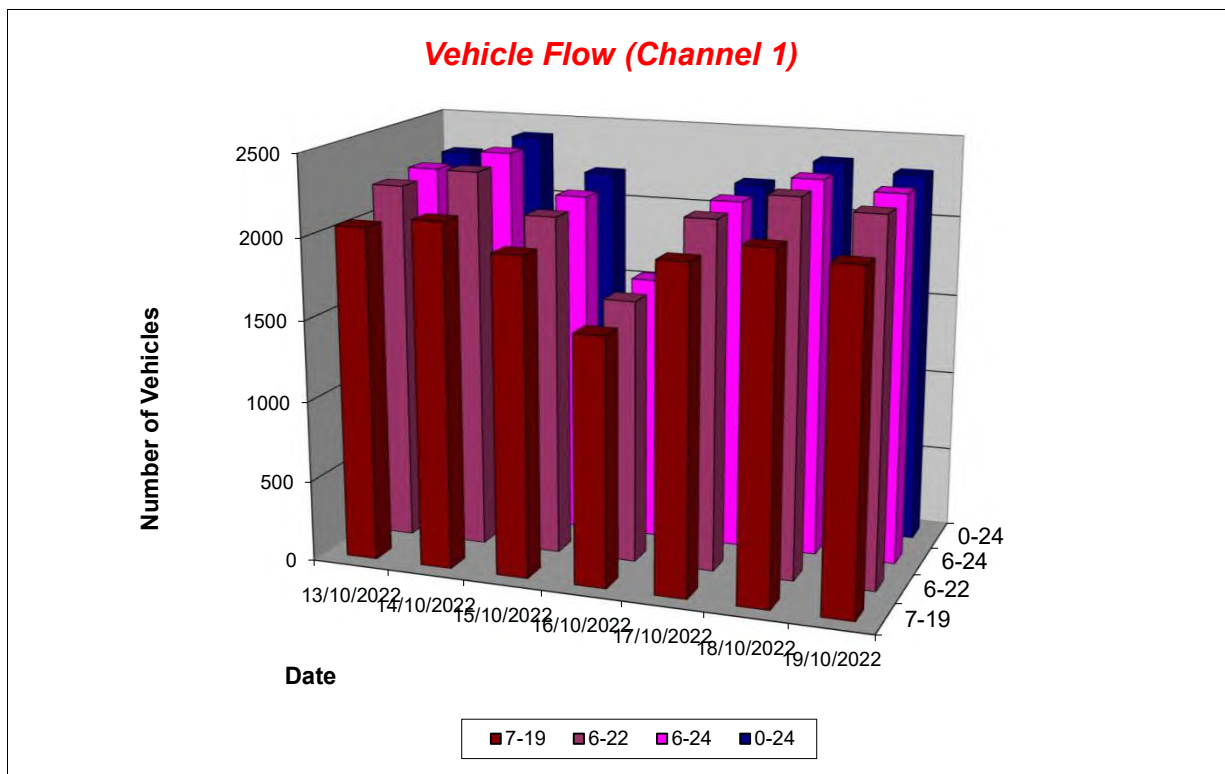
Produced by Road Data Services Ltd.

Channel 1 - Southbound

Vehicle Flow

Week 1

Hr Ending	13/10/2022 Thursday	14/10/2022 Friday	15/10/2022 Saturday	16/10/2022 Sunday	17/10/2022 Monday	18/10/2022 Tuesday	19/10/2022 Wednesday	Weekday Average	Average
1	3	5	17	7	3	2	3	3	6
2	2	0	8	3	0	3	2	1	3
3	2	1	8	4	0	1	1	1	2
4	3	3	5	3	2	2	0	2	3
5	8	7	15	1	6	6	9	7	7
6	8	10	12	5	11	8	13	10	10
7	36	32	38	12	41	37	56	40	36
8	121	109	54	32	95	129	129	117	96
9	189	211	112	47	189	197	210	199	165
10	149	158	160	112	148	178	168	160	153
11	206	161	232	183	191	188	169	183	190
12	207	207	230	237	205	202	185	201	210
13	196	174	238	221	153	179	169	174	190
14	141	169	217	199	167	170	177	165	177
15	153	181	214	157	207	177	152	174	177
16	198	204	159	114	198	181	199	196	179
17	181	226	136	98	187	201	202	199	176
18	194	175	111	84	154	185	168	175	153
19	122	150	99	47	102	123	124	124	110
20	58	93	41	41	51	73	59	67	59
21	44	53	28	18	33	43	50	45	38
22	27	33	26	20	27	46	24	31	29
23	18	20	21	16	13	15	17	17	17
24	9	19	16	5	2	3	15	10	10
7-19	2057	2125	1962	1531	1996	2110	2052	2068	1976
6-22	2222	2336	2095	1622	2148	2309	2241	2251	2139
6-24	2249	2375	2132	1643	2163	2327	2273	2277	2166
0-24	2275	2401	2197	1666	2185	2349	2301	2302	2196



Lincolnshire ATC 4, A1104

Produced by Road Data Services Ltd.

Channel 1 - Southbound

Average Speed

Week 1

Hr Ending	13/10/2022 Thursday	14/10/2022 Friday	15/10/2022 Saturday	16/10/2022 Sunday	17/10/2022 Monday	18/10/2022 Tuesday	19/10/2022 Wednesday
1	44.0	50.2	47.2	53.6	50.0	57.3	58.0
2	51.1	-	48.0	54.5	-	43.6	51.6
3	42.8	65.6	44.8	49.3	-	59.9	55.5
4	47.6	55.5	45.0	50.8	44.5	47.0	-
5	46.5	49.9	43.9	43.6	48.4	51.2	47.2
6	47.7	45.3	43.9	45.5	49.0	43.9	49.4
7	46.0	45.6	46.0	45.3	46.6	44.4	45.0
8	45.2	47.3	47.1	48.3	47.7	46.7	47.2
9	45.7	45.5	44.7	48.5	46.2	45.9	44.7
10	42.9	43.9	43.9	45.8	46.3	41.3	44.3
11	40.6	43.0	43.8	43.8	43.4	42.0	43.5
12	24.8	41.2	44.1	41.4	43.1	42.5	42.3
13	33.0	42.4	45.0	44.6	44.8	40.9	42.3
14	40.5	42.7	45.9	46.9	43.3	42.7	41.8
15	44.9	44.8	45.7	45.6	43.7	43.9	41.9
16	45.0	45.9	46.3	45.5	45.5	43.9	44.2
17	46.5	45.6	46.9	46.4	45.8	42.8	43.7
18	46.7	46.7	47.4	46.6	48.5	44.2	46.0
19	45.7	44.7	46.8	43.3	46.6	45.3	45.6
20	48.3	44.0	49.2	45.7	48.6	45.7	48.3
21	46.8	45.2	48.1	45.6	47.5	45.7	49.9
22	49.1	43.7	48.8	43.3	46.5	45.5	47.3
23	51.4	44.8	49.8	46.2	46.9	46.9	47.3
24	51.9	45.8	48.6	45.3	47.1	51.1	50.2

10-12	32.7	42.0	44.0	42.4	43.3	42.3	42.9
14-16	44.9	45.4	45.9	45.6	44.6	43.9	43.2
0-24	41.9	44.5	45.6	45.0	45.4	43.6	44.3

Average (ALL)	44.3
Weekday Inter-Peak	42.4

Channel 1 - Southbound

85th Percentile

Hr Ending	13/10/2022 Thursday	14/10/2022 Friday	15/10/2022 Saturday	16/10/2022 Sunday	17/10/2022 Monday	18/10/2022 Tuesday	19/10/2022 Wednesday
1	46.3	56.3	51.6	67.2	56.4	68.9	69.5
2	53.6	-	52.5	59.4	-	46.6	55.3
3	44.3	-	50.5	55.0	-	-	-
4	52.8	57.1	47.8	53.8	46.0	58.4	-
5	53.2	58.4	50.2	-	59.1	57.3	58.1
6	54.6	52.9	50.7	51.2	54.6	49.2	57.8
7	52.4	50.5	52.2	51.2	51.4	52.4	51.3
8	50.2	54.2	52.5	54.8	54.3	53.0	52.3
9	50.5	51.9	51.2	53.5	52.2	51.4	51.4
10	49.5	48.6	49.7	51.0	51.0	50.7	50.0
11	45.3	47.7	49.3	50.7	50.1	48.2	49.5
12	37.0	46.9	49.5	49.4	50.0	47.7	47.9
13	40.7	48.0	49.6	49.4	50.7	47.3	47.8
14	46.2	48.2	51.2	52.4	49.8	48.1	49.5
15	52.0	50.3	51.3	51.6	48.7	49.7	48.1
16	50.9	50.6	52.5	52.0	50.8	51.0	49.8
17	53.0	51.0	52.3	50.9	51.4	50.1	49.9
18	52.3	53.1	53.0	52.8	54.3	52.2	53.3
19	51.5	52.8	53.6	50.8	54.0	51.8	51.7
20	54.9	49.2	55.3	51.0	55.2	54.4	53.9
21	55.5	51.3	55.7	53.7	54.4	51.1	56.8
22	54.4	50.7	55.9	49.5	53.0	52.6	52.9
23	62.8	50.8	56.6	55.9	52.5	54.3	56.0
24	61.6	51.5	56.3	52.8	49.5	58.2	56.4

10-12	45.1	47.4	49.5	50.1	50.1	48.0	48.8
14-16	51.4	50.5	51.7	51.8	49.9	50.4	49.2
0-24	51.7	50.6	51.5	51.6	51.7	50.7	50.9

85th %ile (ALL)	51.5
Weekday Inter-Peak	50.3

Lincolnshire ATC 4, A1104

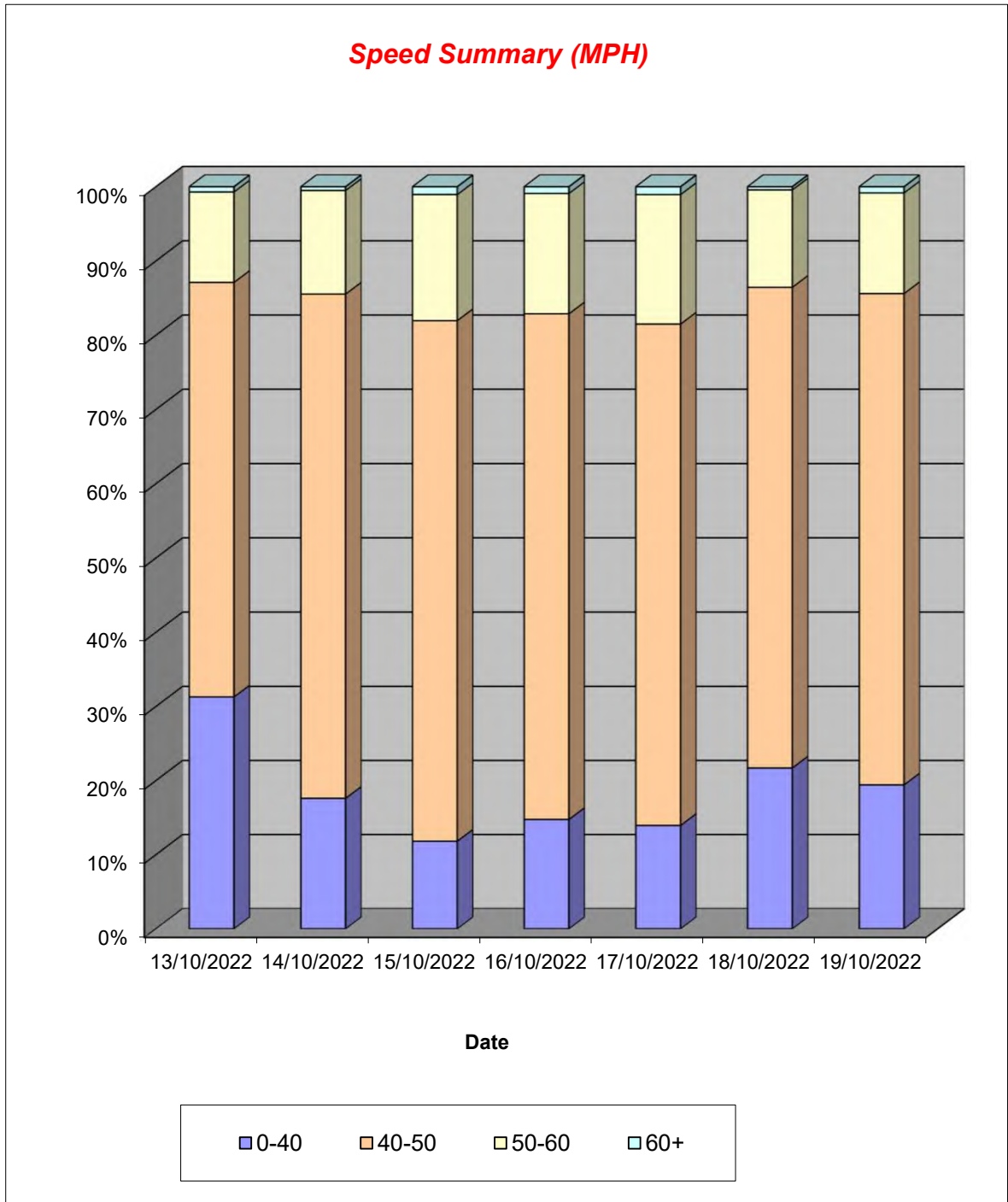
Produced by Road Data Services Ltd.

Channel 1 - Southbound

Speed Summary

Week 1

Speed (MPH)	13/10/2022 Thursday	14/10/2022 Friday	15/10/2022 Saturday	16/10/2022 Sunday	17/10/2022 Monday	18/10/2022 Tuesday	19/10/2022 Wednesday
0-40	712	423	260	246	305	510	447
40-50	1270	1631	1541	1135	1476	1521	1523
50-60	277	335	373	270	381	308	312
60+	16	12	23	15	23	10	19
TOTAL	2275	2401	2197	1666	2185	2349	2301



Lincolnshire ATC 4, A1104

Produced by Road Data Services Ltd.

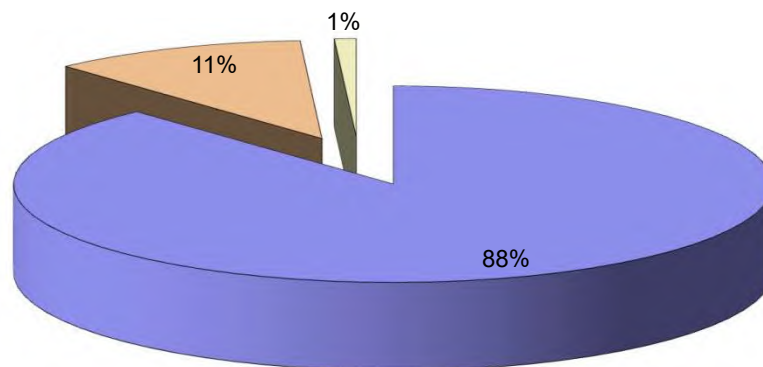
Channel 1 - Southbound

Vehicle Class

Week 1

Classes Day / Time	Car / LGV / Caravan - 1	OGV1 / Bus - 2,3,5,6,7,12	OGV2 - 4,8,9,10,11,13	TOTAL - 1-13
13/10/2022				
7-19	1737	298	22	2057
6-22	1888	311	23	2222
6-24	1914	312	23	2249
0-24	1937	315	23	2275
14/10/2022				
7-19	1847	256	22	2125
6-22	2049	265	22	2336
6-24	2083	269	23	2375
0-24	2106	271	24	2401
15/10/2022				
7-19	1840	113	9	1962
6-22	1962	122	11	2095
6-24	1996	125	11	2132
0-24	2040	137	20	2197
16/10/2022				
7-19	1461	67	3	1531
6-22	1544	75	3	1622
6-24	1562	78	3	1643
0-24	1582	80	4	1666
17/10/2022				
7-19	1744	233	19	1996
6-22	1879	250	19	2148
6-24	1894	250	19	2163
0-24	1910	255	20	2185
18/10/2022				
7-19	1806	278	26	2110
6-22	1988	294	27	2309
6-24	2005	295	27	2327
0-24	2022	299	28	2349
19/10/2022				
7-19	1744	289	19	2052
6-22	1909	311	21	2241
6-24	1938	314	21	2273
0-24	1960	318	23	2301
Average				
7-19	1740	219	17	1976
6-22	1888	233	18	2139
6-24	1913	235	18	2166
0-24	1937	239	20	2196

Total Vehicle Class Distribution



Lincolnshire ATC 4, A1104

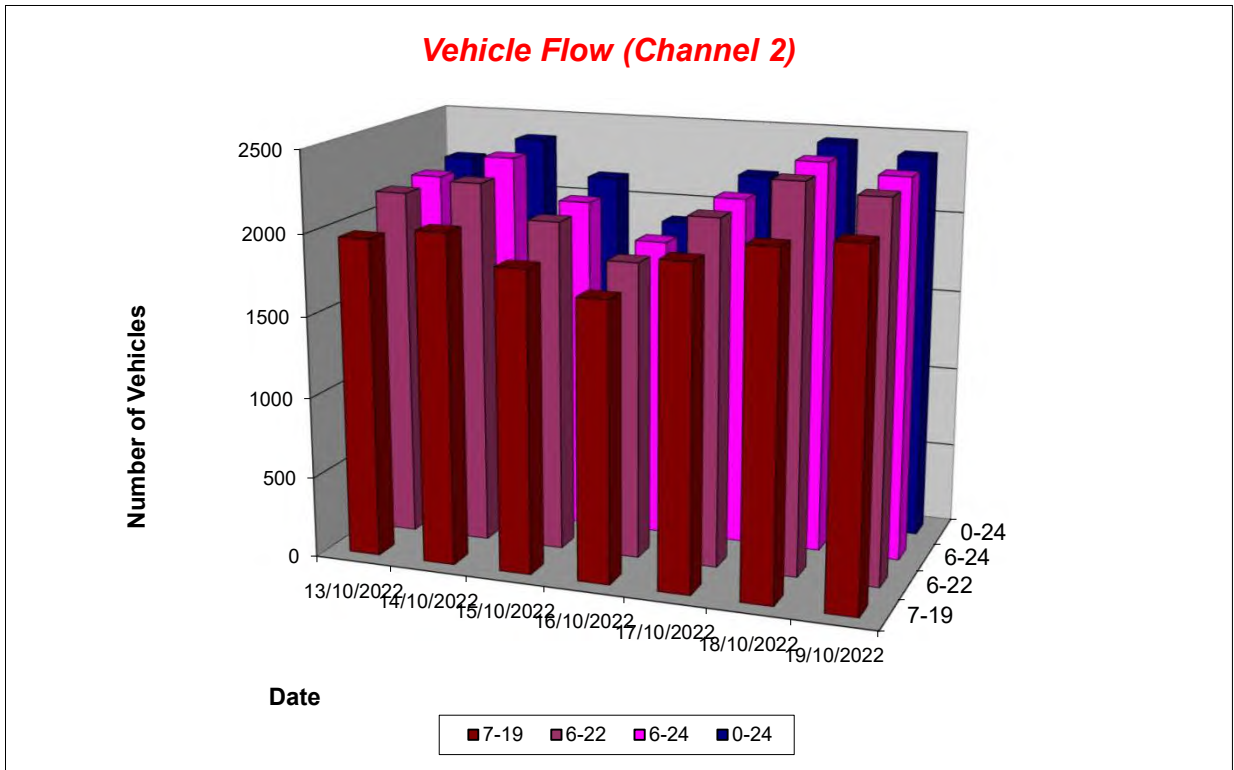
Produced by Road Data Services Ltd.

Channel 2 - Northbound

Vehicle Flow

Week 1

Hr Ending	13/10/2022 Thursday	14/10/2022 Friday	15/10/2022 Saturday	16/10/2022 Sunday	17/10/2022 Monday	18/10/2022 Tuesday	19/10/2022 Wednesday	Weekday Average	Average
1	0	2	14	7	2	1	1	1	4
2	1	0	5	5	1	1	1	1	2
3	0	1	6	2	2	2	2	1	2
4	3	1	6	1	9	2	0	3	3
5	6	4	5	6	7	4	3	5	5
6	31	33	34	7	35	26	31	31	28
7	74	67	55	20	69	71	61	68	60
8	128	139	93	35	120	126	138	130	111
9	196	198	69	36	215	217	213	208	163
10	152	159	135	97	142	154	155	152	142
11	134	161	160	140	154	171	148	154	153
12	158	176	192	191	169	179	166	170	176
13	149	170	206	212	191	169	193	174	184
14	171	185	193	212	166	165	187	175	183
15	182	193	206	247	204	210	212	200	208
16	197	217	189	202	194	215	253	215	210
17	194	189	174	158	178	200	204	193	185
18	213	158	146	111	166	201	187	185	169
19	92	93	97	78	77	88	93	89	88
20	57	65	57	49	38	87	57	61	59
21	27	42	40	31	32	76	26	41	39
22	30	32	30	13	18	46	22	30	27
23	15	46	19	14	15	18	24	24	22
24	7	30	12	12	8	14	10	14	13
7-19	1966	2038	1860	1719	1976	2095	2149	2045	1972
6-22	2154	2244	2042	1832	2133	2375	2315	2244	2156
6-24	2176	2320	2073	1858	2156	2407	2349	2282	2191
0-24	2217	2361	2143	1886	2212	2443	2387	2324	2236



Lincolnshire ATC 4, A1104

Produced by Road Data Services Ltd.

Channel 2 - Northbound

Average Speed

Week 1

Hr Ending	13/10/2022 Thursday	14/10/2022 Friday	15/10/2022 Saturday	16/10/2022 Sunday	17/10/2022 Monday	18/10/2022 Tuesday	19/10/2022 Wednesday
1	-	49.0	57.3	60.1	55.3	63.7	60.0
2	42.5	-	54.8	55.6	70.0	50.9	49.3
3	-	62.4	56.6	62.3	53.9	60.9	47.1
4	56.9	80.0	60.9	81.7	54.9	52.8	-
5	56.4	54.4	66.1	52.1	59.2	59.6	61.9
6	57.6	57.1	53.6	56.6	55.9	53.9	56.5
7	55.4	54.4	50.9	56.3	53.7	52.5	55.7
8	55.9	54.5	54.3	51.3	54.5	53.8	53.4
9	52.6	51.6	55.0	57.0	51.4	51.6	51.3
10	53.0	51.6	53.5	54.6	51.5	50.0	52.1
11	48.3	51.5	52.5	54.8	52.8	50.0	49.7
12	24.4	52.1	51.5	50.0	50.5	50.5	49.0
13	41.3	51.6	52.3	52.0	50.9	49.9	49.0
14	48.6	50.7	52.5	52.5	49.5	51.3	49.1
15	50.9	51.1	53.6	52.7	52.4	49.0	50.0
16	52.9	52.4	53.6	52.3	52.4	51.5	49.5
17	54.1	54.7	53.3	53.9	54.3	49.7	52.4
18	55.0	55.1	55.4	54.2	54.8	52.6	53.8
19	54.2	52.6	53.6	54.1	52.9	51.6	52.9
20	54.1	52.4	56.1	51.3	55.0	54.2	53.3
21	57.7	56.3	55.7	55.2	54.4	53.3	58.3
22	55.0	54.7	57.3	58.0	57.5	52.3	54.5
23	59.3	52.3	51.8	53.0	53.8	56.1	60.0
24	58.0	55.2	60.5	48.8	55.8	52.9	56.1

10-12	35.4	51.8	52.0	52.1	51.6	50.2	49.3
14-16	51.9	51.8	53.6	52.5	52.4	50.3	49.7
0-24	50.2	52.7	53.5	53.0	52.5	51.3	51.4

Average (ALL)	52.0
Weekday Inter-Peak	49.8

Channel 2 - Northbound

85th Percentile

Hr Ending	13/10/2022 Thursday	14/10/2022 Friday	15/10/2022 Saturday	16/10/2022 Sunday	17/10/2022 Monday	18/10/2022 Tuesday	19/10/2022 Wednesday
1	-	81.7	68.8	71.3	59.1	-	-
2	-	-	62.0	64.4	-	-	-
3	-	-	67.3	81.2	57.4	66.3	49.2
4	61.6	-	71.5	-	61.1	59.0	-
5	69.3	61.4	77.1	62.5	65.8	65.3	68.2
6	67.5	67.9	63.6	68.3	64.9	61.1	66.0
7	63.3	62.7	62.2	68.1	60.5	59.2	64.6
8	66.3	62.9	64.2	59.7	63.1	63.5	61.3
9	60.5	61.9	63.8	65.4	58.9	59.3	58.9
10	60.8	58.0	60.7	63.3	57.8	58.4	60.2
11	56.2	57.9	59.5	61.5	59.9	59.2	57.3
12	38.1	59.4	58.6	57.4	56.9	56.7	56.1
13	57.7	59.0	59.9	59.0	58.9	58.3	57.9
14	58.1	58.2	58.5	58.9	56.4	58.8	56.9
15	58.4	58.9	60.9	60.5	62.2	57.1	59.9
16	59.2	60.3	61.3	60.4	59.9	59.7	58.3
17	62.1	61.4	60.5	62.0	62.6	57.6	60.8
18	62.7	62.5	64.0	62.9	64.4	60.8	61.4
19	63.4	61.7	60.7	62.7	62.0	61.1	60.9
20	63.7	61.7	65.5	56.8	65.2	64.7	62.1
21	67.9	67.9	63.6	66.0	62.3	65.0	68.0
22	66.8	62.7	66.5	71.4	67.0	63.1	66.4
23	70.8	60.2	62.7	62.4	64.5	66.8	73.2
24	66.4	65.1	70.5	56.8	62.6	61.8	65.6

10-12	52.2	58.7	59.0	59.6	58.5	58.0	56.6
14-16	58.9	59.7	61.1	60.4	61.2	58.5	59.0
0-24	62.9	60.9	61.5	61.1	60.7	59.9	60.1

85th %ile (ALL)	61.2
Weekday Inter-Peak	59.8

Lincolnshire ATC 4, A1104

Produced by Road Data Services Ltd.

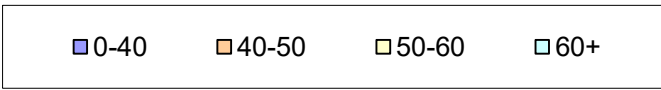
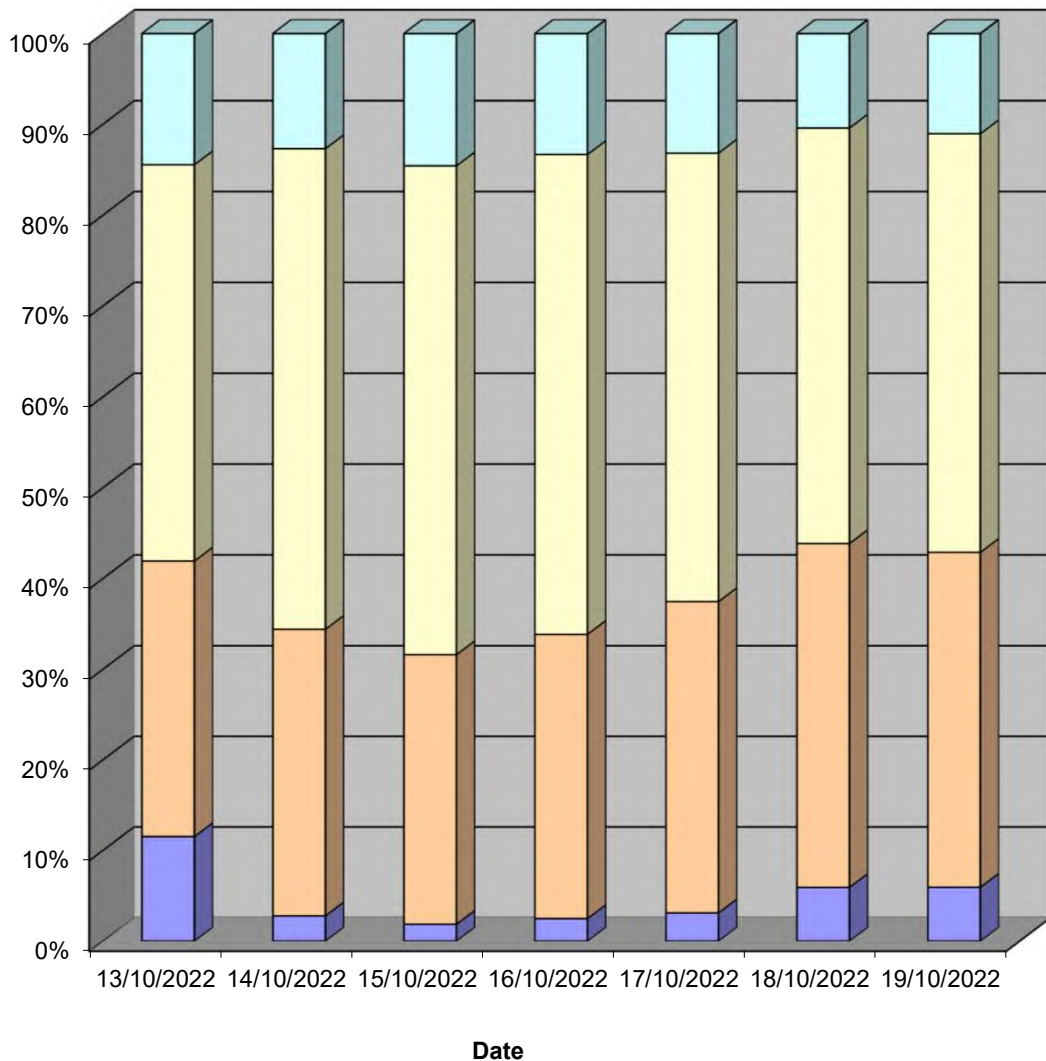
Channel 2 - Northbound

Speed Summary

Week 1

Speed (MPH)	13/10/2022 Thursday	14/10/2022 Friday	15/10/2022 Saturday	16/10/2022 Sunday	17/10/2022 Monday	18/10/2022 Tuesday	19/10/2022 Wednesday
0-40	256	66	40	47	69	145	142
40-50	674	747	638	592	760	927	882
50-60	967	1249	1153	996	1092	1117	1100
60+	320	299	312	251	291	254	263
TOTAL	2217	2361	2143	1886	2212	2443	2387

Speed Summary (MPH)



Lincolnshire ATC 4, A1104

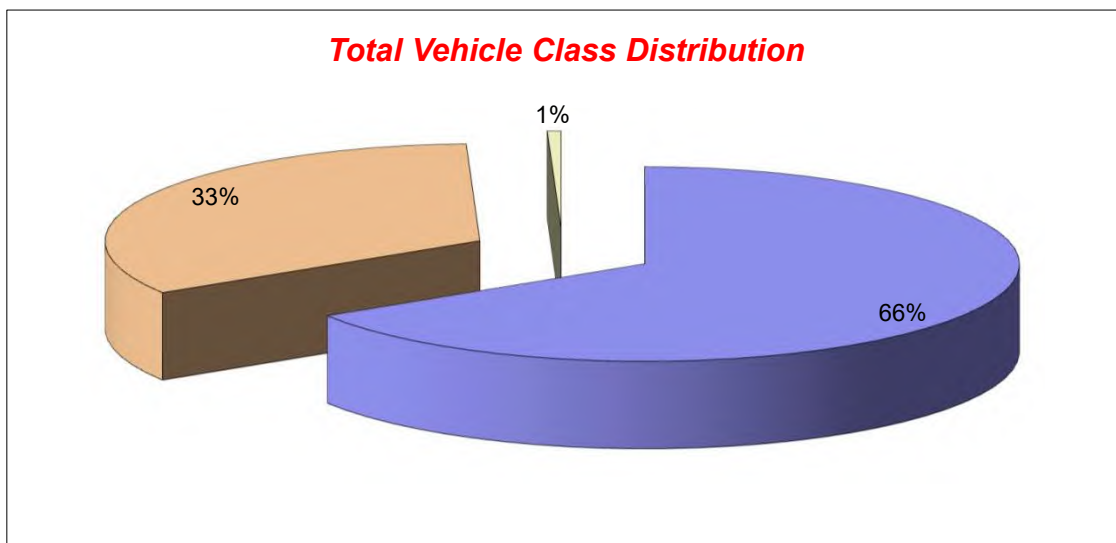
Produced by Road Data Services Ltd.

Channel 2 - Northbound

Vehicle Class

Week 1

Classes Day / Time	Car / LGV / Caravan - 1	OGV1 / Bus - 2,3,5,6,7,12	OGV2 - 4,8,9,10,11,13	TOTAL - 1-13
13/10/2022				
7-19	1320	631	15	1966
6-22	1438	700	16	2154
6-24	1449	711	16	2176
0-24	1469	730	18	2217
14/10/2022				
7-19	1282	741	15	2038
6-22	1409	817	18	2244
6-24	1458	842	20	2320
0-24	1474	867	20	2361
15/10/2022				
7-19	1204	645	11	1860
6-22	1311	719	12	2042
6-24	1326	735	12	2073
0-24	1365	766	12	2143
16/10/2022				
7-19	1164	552	3	1719
6-22	1241	588	3	1832
6-24	1256	599	3	1858
0-24	1270	613	3	1886
17/10/2022				
7-19	1271	698	7	1976
6-22	1371	753	9	2133
6-24	1387	760	9	2156
0-24	1414	789	9	2212
18/10/2022				
7-19	1437	648	10	2095
6-22	1621	739	15	2375
6-24	1645	747	15	2407
0-24	1664	764	15	2443
19/10/2022				
7-19	1534	601	14	2149
6-22	1639	661	15	2315
6-24	1659	675	15	2349
0-24	1679	693	15	2387
Average				
7-19	1316	645	11	1972
6-22	1433	711	13	2156
6-24	1454	724	13	2191
0-24	1476	746	13	2236



Lincolnshire ATC 5, A52

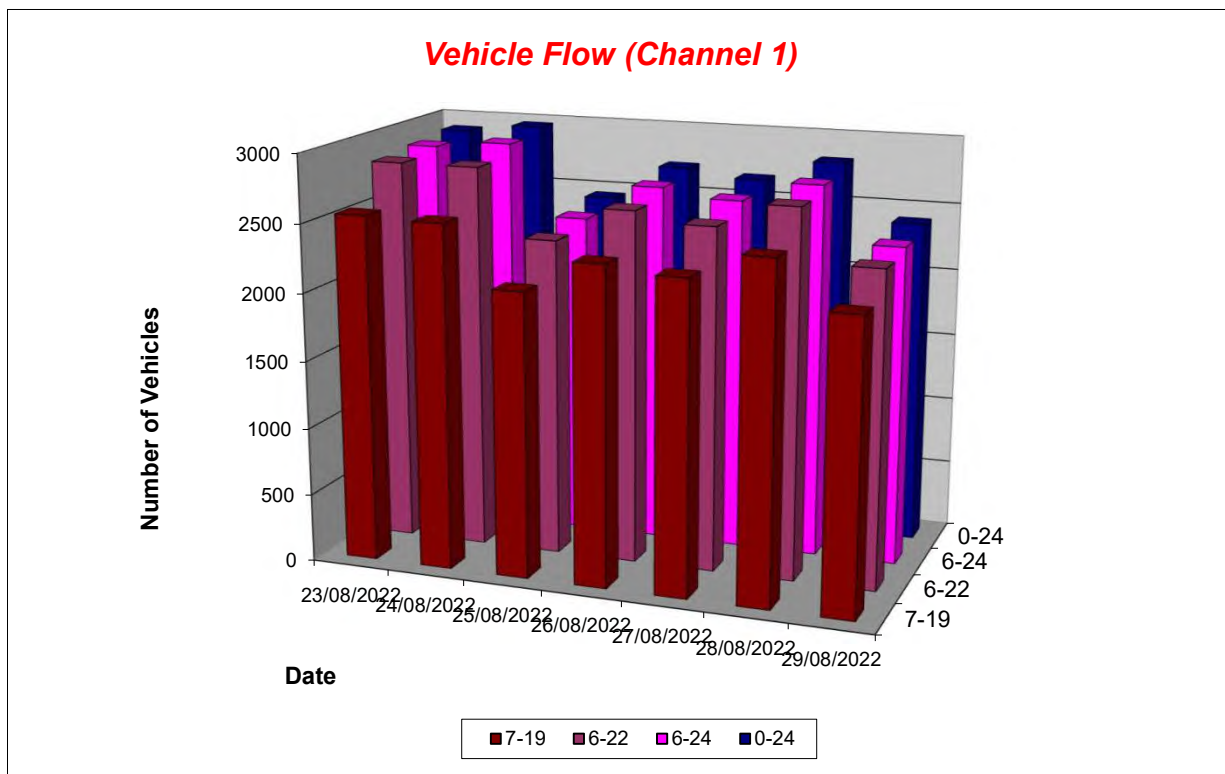
Produced by Road Data Services Ltd.

Channel 1 - Northbound

Vehicle Flow

Week 1

Hr Ending	23/08/2022 Tuesday	24/08/2022 Wednesday	25/08/2022 Thursday	26/08/2022 Friday	27/08/2022 Saturday	28/08/2022 Sunday	29/08/2022 Monday	Weekday Average	Average
1	8	13	19	17	22	28	19	15	18
2	7	5	8	12	15	16	12	9	11
3	3	1	4	3	5	6	1	2	3
4	1	2	2	3	4	3	2	2	2
5	0	2	4	1	6	3	8	3	3
6	17	22	16	13	2	8	12	16	13
7	39	49	32	40	19	12	25	37	31
8	73	72	74	73	29	28	34	65	55
9	113	128	129	103	82	76	86	112	102
10	181	193	150	185	163	167	140	170	168
11	227	270	176	197	257	268	220	218	231
12	359	272	209	268	310	319	265	275	286
13	270	271	179	244	256	297	246	242	252
14	242	246	232	216	232	267	230	233	238
15	243	235	191	234	199	255	204	221	223
16	240	205	212	214	225	206	192	213	213
17	256	248	212	238	212	233	200	231	228
18	210	220	210	204	161	203	184	206	199
19	139	178	122	159	160	148	130	146	148
20	98	94	85	103	94	80	73	91	90
21	63	90	69	66	63	78	54	68	69
22	83	66	61	54	63	65	33	59	61
23	17	60	43	40	49	39	18	36	38
24	17	23	9	27	29	12	14	18	19
7-19	2553	2538	2096	2335	2286	2467	2131	2331	2344
6-22	2836	2837	2343	2598	2525	2702	2316	2586	2594
6-24	2870	2920	2395	2665	2603	2753	2348	2640	2651
0-24	2906	2965	2448	2714	2657	2817	2402	2687	2701



Lincolnshire ATC 5, A52

Produced by Road Data Services Ltd.

Channel 1 - Northbound

Average Speed

Week 1

Hr Ending	23/08/2022 Tuesday	24/08/2022 Wednesday	25/08/2022 Thursday	26/08/2022 Friday	27/08/2022 Saturday	28/08/2022 Sunday	29/08/2022 Monday
1	40.7	40.5	39.6	39.5	35.3	38.3	37.8
2	36.8	33.2	35.2	37.7	38.7	36.3	41.4
3	43.6	46.6	39.2	42.3	46.5	37.2	37.1
4	39.5	34.5	35.2	37.3	46.6	36.7	36.5
5	-	41.2	34.8	51.3	42.6	45.8	34.3
6	39.6	40.0	40.5	38.8	40.5	33.5	37.4
7	39.4	38.3	38.7	39.9	39.9	41.0	38.9
8	38.6	39.0	37.8	37.8	36.4	39.7	38.1
9	38.7	37.9	36.3	38.7	37.3	37.1	36.7
10	36.6	35.7	35.3	35.7	36.8	36.9	36.8
11	36.0	35.1	35.9	36.3	35.7	35.2	35.8
12	35.7	35.6	35.5	36.2	35.4	36.7	36.5
13	36.3	36.1	34.9	35.3	35.9	36.1	36.3
14	36.3	35.6	35.3	36.1	36.5	36.7	36.5
15	35.3	36.9	35.7	37.1	36.6	36.9	36.4
16	36.9	36.3	36.8	36.8	37.1	37.9	37.3
17	37.2	37.4	37.6	37.8	37.6	37.4	38.1
18	38.2	37.6	37.5	37.5	38.1	37.7	37.9
19	36.8	40.0	37.5	37.0	38.4	37.8	38.3
20	36.5	38.4	38.0	37.8	38.0	38.3	37.1
21	37.8	38.2	36.8	37.5	37.1	37.0	39.2
22	36.6	38.1	38.1	37.5	36.6	36.3	37.8
23	38.6	38.8	38.3	37.2	38.3	37.3	37.7
24	39.9	39.2	43.4	39.2	39.7	39.7	41.1

10-12	35.8	35.4	35.7	36.2	35.5	36.1	36.2
14-16	36.0	36.7	36.3	36.9	36.9	37.4	36.8
0-24	36.7	36.9	36.5	36.9	36.8	37.0	37.0

Average (ALL)	36.8
Weekday Inter-Peak	36.2

Channel 1 - Northbound

85th Percentile

Hr Ending	23/08/2022 Tuesday	24/08/2022 Wednesday	25/08/2022 Thursday	26/08/2022 Friday	27/08/2022 Saturday	28/08/2022 Sunday	29/08/2022 Monday
1	44.3	46.5	44.2	45.7	45.1	42.6	43.1
2	42.3	42.3	44.6	42.5	45.7	40.7	46.8
3	48.8	-	48.1	45.3	60.7	43.5	-
4	-	37.8	39.3	44.3	52.9	41.5	41.1
5	-	47.1	38.9	-	48.0	50.9	39.8
6	44.0	44.8	46.0	43.4	47.7	40.6	46.2
7	43.8	42.7	43.6	46.1	44.7	44.7	43.2
8	44.5	44.9	42.6	44.5	44.5	45.1	45.1
9	42.9	43.2	40.5	44.1	43.9	45.3	42.4
10	41.6	40.4	40.5	40.4	41.5	41.0	41.2
11	40.1	39.5	39.7	40.6	40.2	40.4	40.2
12	39.5	40.2	39.4	40.6	39.8	40.9	40.5
13	40.2	40.1	38.7	40.0	39.9	40.4	40.4
14	41.4	39.8	39.0	41.9	41.5	40.8	41.4
15	42.3	41.0	39.6	41.4	40.6	41.7	41.0
16	41.3	41.8	40.8	41.7	41.5	42.8	41.7
17	42.0	41.6	41.8	42.1	43.0	41.8	42.3
18	42.7	42.3	42.2	42.1	43.1	42.6	43.9
19	42.8	45.4	42.8	43.0	42.7	42.7	43.2
20	41.8	44.9	42.5	43.0	42.4	43.7	44.8
21	42.0	43.7	41.1	42.0	43.4	42.1	44.0
22	41.5	43.8	43.2	43.3	42.4	40.5	43.4
23	42.1	43.5	42.9	42.2	43.6	41.7	42.6
24	45.2	43.7	48.8	44.3	44.4	45.2	46.4

10-12	39.7	39.9	39.6	40.6	39.9	40.8	40.4
14-16	41.9	41.5	40.3	41.5	41.1	42.3	41.4
0-24	41.7	41.9	41.0	42.0	41.9	41.8	41.9

85th %ile (ALL)	41.7
Weekday Inter-Peak	40.7

Lincolnshire ATC 5, A52

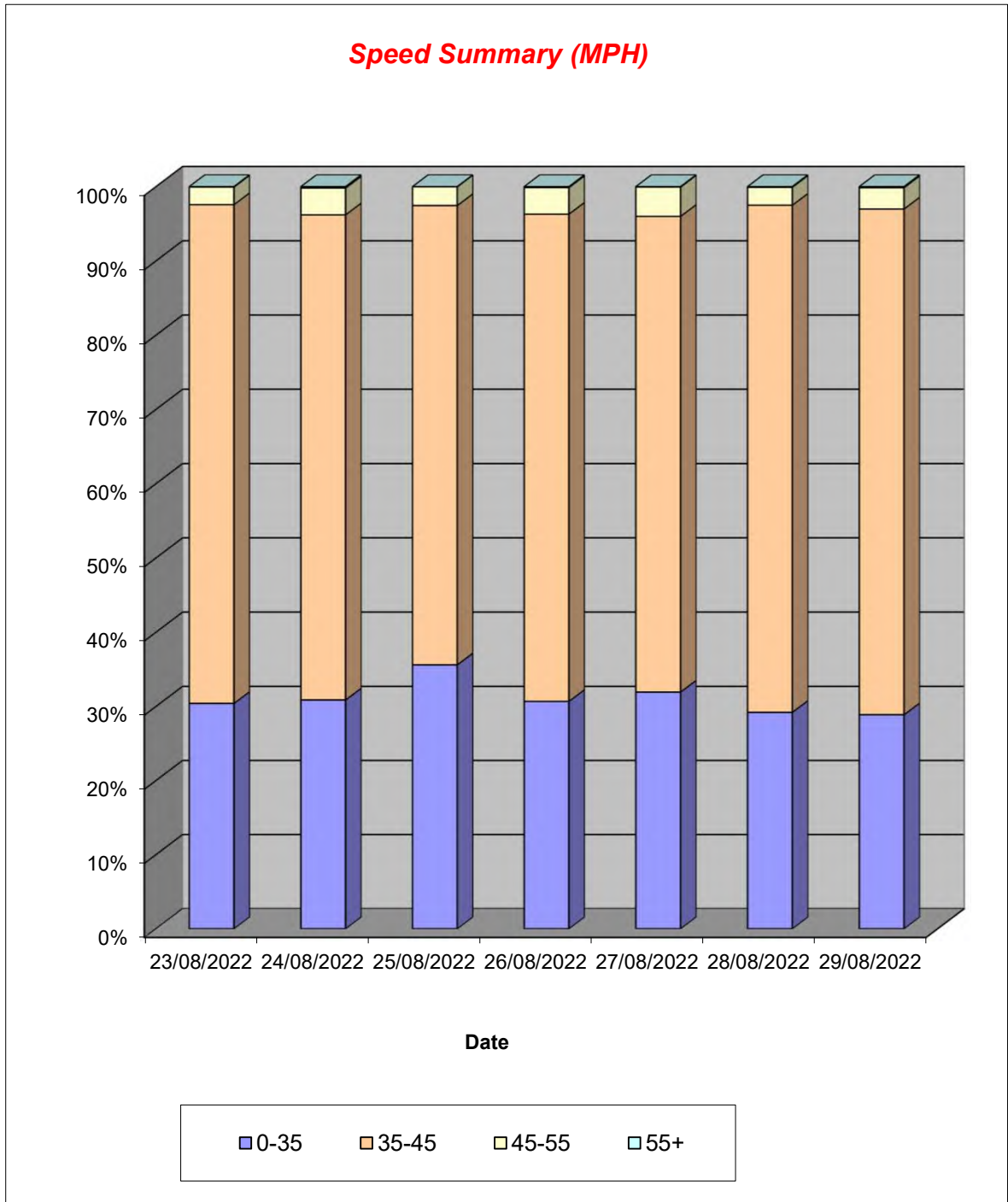
Produced by Road Data Services Ltd.

Channel 1 - Northbound

Speed Summary

Week 1

Speed (MPH)	23/08/2022 Tuesday	24/08/2022 Wednesday	25/08/2022 Thursday	26/08/2022 Friday	27/08/2022 Saturday	28/08/2022 Sunday	29/08/2022 Monday
0-35	884	916	872	833	849	823	694
35-45	1952	1937	1514	1781	1702	1924	1636
45-55	69	107	62	97	105	68	69
55+	1	5	0	3	1	2	3
TOTAL	2906	2965	2448	2714	2657	2817	2402



Lincolnshire ATC 5, A52

Produced by Road Data Services Ltd.

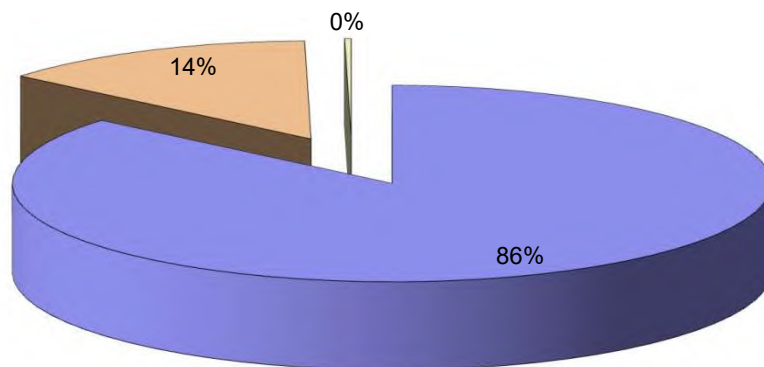
Channel 1 - Northbound

Vehicle Class

Week 1

Classes Day / Time	Car / LGV / Caravan - 1	OGV1 / Bus - 2,3,5,6,7,12	OGV2 - 4,8,9,10,11,13	TOTAL - 1-13
23/08/2022				
7-19	2176	371	6	2553
6-22	2420	410	6	2836
6-24	2453	411	6	2870
0-24	2482	418	6	2906
24/08/2022				
7-19	2161	369	8	2538
6-22	2416	412	9	2837
6-24	2491	420	9	2920
0-24	2526	430	9	2965
25/08/2022				
7-19	1733	354	9	2096
6-22	1935	399	9	2343
6-24	1984	402	9	2395
0-24	2030	409	9	2448
26/08/2022				
7-19	1972	355	8	2335
6-22	2202	387	9	2598
6-24	2266	390	9	2665
0-24	2308	397	9	2714
27/08/2022				
7-19	1991	291	4	2286
6-22	2203	318	4	2525
6-24	2270	329	4	2603
0-24	2314	339	4	2657
28/08/2022				
7-19	2199	261	7	2467
6-22	2406	288	8	2702
6-24	2455	290	8	2753
0-24	2511	298	8	2817
29/08/2022				
7-19	1877	247	7	2131
6-22	2039	270	7	2316
6-24	2068	273	7	2348
0-24	2111	284	7	2402
Average				
7-19	2016	321	7	2344
6-22	2232	355	7	2594
6-24	2284	359	7	2651
0-24	2326	368	7	2701

Total Vehicle Class Distribution



Lincolnshire ATC 5, A52

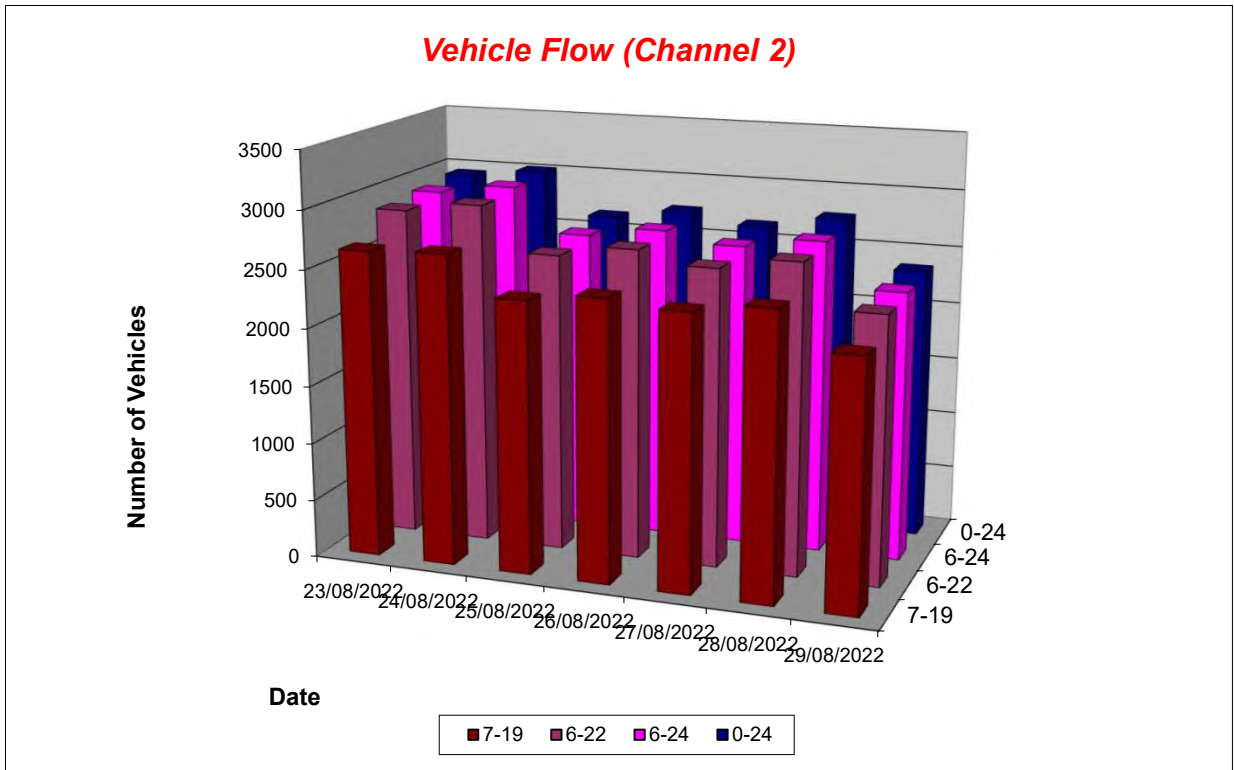
Produced by Road Data Services Ltd.

Channel 2 - Southbound

Vehicle Flow

Week 1

Hr Ending	23/08/2022 Tuesday	24/08/2022 Wednesday	25/08/2022 Thursday	26/08/2022 Friday	27/08/2022 Saturday	28/08/2022 Sunday	29/08/2022 Monday	Weekday Average	Average
1	5	2	7	5	9	18	5	5	7
2	3	1	2	3	4	4	3	2	3
3	1	0	5	5	3	1	2	3	2
4	3	2	1	4	5	7	3	3	4
5	10	4	5	4	5	11	4	5	6
6	17	14	14	15	10	17	12	14	14
7	40	38	37	49	18	35	29	39	35
8	119	97	92	86	64	73	65	92	85
9	199	183	158	180	141	121	131	170	159
10	244	202	188	209	192	192	197	208	203
11	261	262	183	270	222	260	245	244	243
12	265	271	243	264	275	274	224	253	259
13	273	231	239	239	247	293	252	247	253
14	229	248	239	210	272	281	204	226	240
15	245	267	249	196	242	215	220	235	233
16	242	284	212	218	188	236	212	234	227
17	210	291	197	193	189	190	149	208	203
18	211	196	197	195	174	198	113	182	183
19	151	142	145	157	156	114	122	143	141
20	76	101	87	109	85	83	65	88	87
21	62	89	63	58	64	60	47	64	63
22	39	52	46	42	41	49	26	41	42
23	24	25	25	16	33	23	14	21	23
24	17	12	15	11	12	9	12	13	13
7-19	2649	2674	2342	2417	2362	2447	2134	2443	2432
6-22	2866	2954	2575	2675	2570	2674	2301	2674	2659
6-24	2907	2991	2615	2702	2615	2706	2327	2708	2695
0-24	2946	3014	2649	2738	2651	2764	2356	2741	2731



Lincolnshire ATC 5, A52

Produced by Road Data Services Ltd.

Channel 2 - Southbound

Average Speed

Week 1

Hr Ending	23/08/2022 Tuesday	24/08/2022 Wednesday	25/08/2022 Thursday	26/08/2022 Friday	27/08/2022 Saturday	28/08/2022 Sunday	29/08/2022 Monday
1	36.6	45.4	37.5	37.6	32.3	39.8	38.1
2	37.4	48.0	37.3	41.8	38.3	34.0	42.6
3	43.8	-	38.2	36.0	36.9	38.1	36.5
4	37.3	38.4	38.3	31.8	37.4	34.1	38.6
5	39.6	38.6	38.5	35.2	34.3	36.4	38.9
6	37.9	38.7	36.2	37.2	37.1	36.3	36.5
7	37.9	37.3	38.2	39.4	40.2	36.0	38.4
8	37.4	37.7	35.4	37.7	39.4	36.8	38.6
9	36.3	36.4	35.1	36.8	37.0	35.8	37.3
10	34.6	35.6	34.2	35.4	35.7	35.8	36.0
11	34.5	33.9	33.8	34.0	34.5	34.6	34.2
12	34.5	33.2	33.6	34.3	34.5	34.9	35.0
13	34.2	33.7	34.0	34.4	35.0	33.5	34.1
14	33.9	34.3	34.1	34.2	34.3	35.0	34.8
15	33.7	34.0	33.7	34.7	35.3	34.8	33.4
16	34.5	34.3	34.7	35.0	35.6	35.4	35.2
17	34.6	34.3	34.6	35.5	35.7	34.5	35.0
18	35.4	35.2	35.9	35.1	36.3	35.5	35.5
19	36.0	35.7	35.8	35.9	36.4	35.6	36.5
20	37.2	35.8	36.6	36.6	36.1	35.9	37.0
21	35.4	35.6	35.6	35.6	33.9	35.5	36.1
22	38.2	36.7	35.7	35.0	34.8	35.6	37.2
23	36.9	37.4	36.2	38.1	36.0	36.5	35.9
24	39.6	37.2	36.5	37.0	36.6	35.6	39.3

10-12	34.5	33.5	33.7	34.2	34.5	34.8	34.6
14-16	34.1	34.2	34.1	34.8	35.4	35.1	34.3
0-24	35.0	34.8	34.7	35.2	35.5	35.1	35.3

Average (ALL)	35.1
Weekday Inter-Peak	34.2

Channel 2 - Southbound

85th Percentile

Hr Ending	23/08/2022 Tuesday	24/08/2022 Wednesday	25/08/2022 Thursday	26/08/2022 Friday	27/08/2022 Saturday	28/08/2022 Sunday	29/08/2022 Monday
1	42.2	52.1	42.7	41.5	39.1	45.7	41.4
2	42.6	-	44.1	43.9	45.3	36.0	49.8
3	-	-	43.1	39.1	37.9	-	37.1
4	39.5	39.4	-	33.6	41.6	37.9	43.5
5	43.8	44.9	44.4	37.9	40.3	40.1	44.3
6	44.9	44.7	39.6	42.9	42.9	41.0	40.3
7	42.9	43.0	45.2	43.5	45.7	44.5	43.3
8	42.2	42.9	40.2	42.7	44.0	41.1	43.2
9	40.7	40.6	39.3	40.9	42.2	39.9	40.9
10	39.0	39.2	38.7	39.9	39.9	39.4	40.5
11	38.0	38.1	37.4	37.8	39.3	38.7	38.5
12	38.1	37.7	36.6	37.7	39.2	39.1	38.5
13	38.8	37.9	37.5	38.5	38.9	39.3	38.5
14	38.2	38.3	38.0	39.1	38.4	39.5	38.7
15	37.9	38.6	36.9	38.5	39.1	39.9	40.2
16	38.0	38.2	38.4	39.2	39.6	39.4	39.2
17	38.8	37.8	38.2	39.4	39.5	38.9	39.4
18	39.6	39.2	40.2	39.1	41.3	39.8	40.9
19	40.6	40.2	40.4	40.9	40.3	40.7	41.8
20	42.6	41.1	41.8	42.3	41.6	40.7	41.2
21	39.9	41.3	40.0	39.8	37.5	40.1	41.4
22	45.8	42.0	41.1	41.3	38.9	41.6	42.7
23	41.1	41.1	40.5	44.1	40.5	41.4	40.2
24	45.8	41.9	44.5	44.8	41.5	39.2	45.5

10-12	38.0	37.8	37.0	37.8	39.3	39.0	38.6
14-16	38.0	38.5	37.6	38.8	39.3	39.7	40.0
0-24	39.5	39.3	38.9	39.7	40.0	39.8	40.1

85th %ile (ALL)	39.6
Weekday Inter-Peak	38.3

Lincolnshire ATC 5, A52

Produced by Road Data Services Ltd.

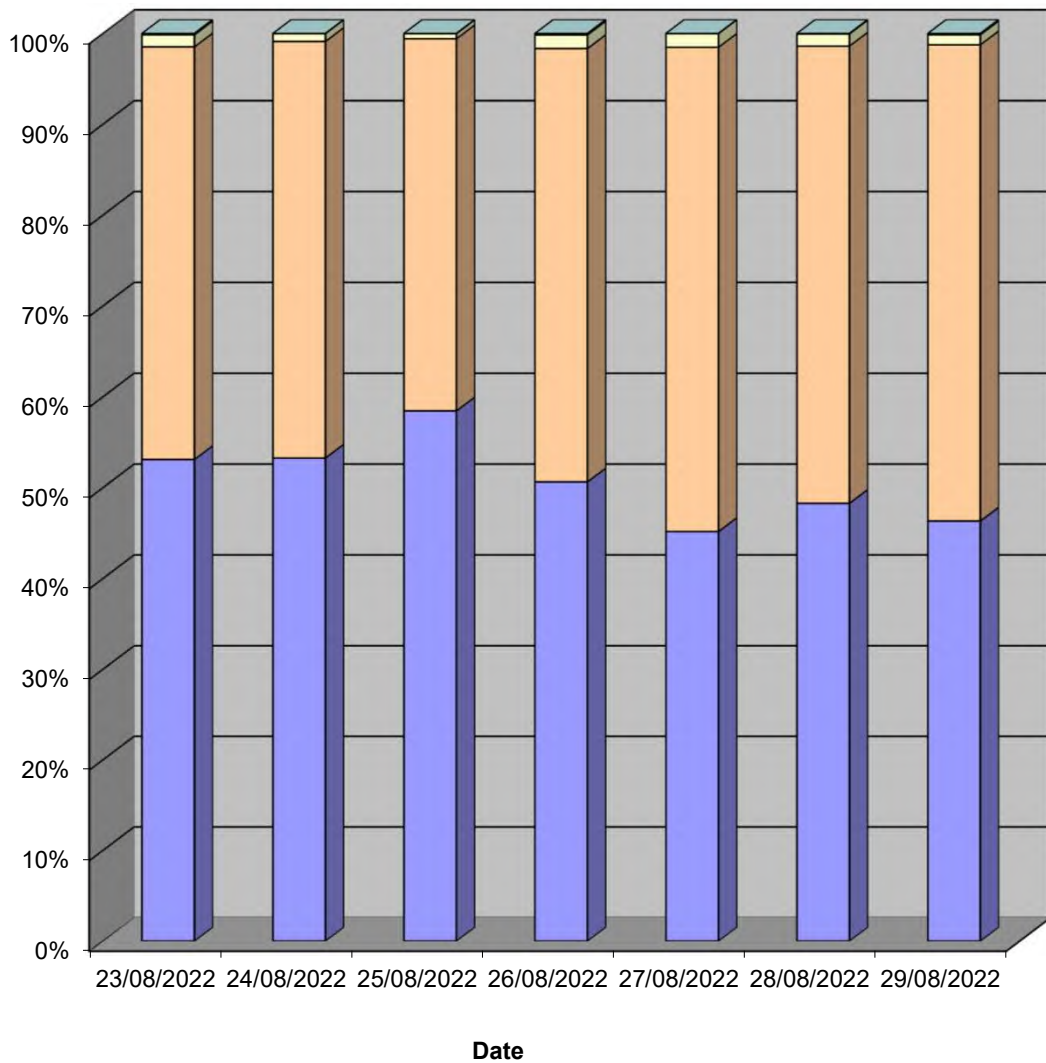
Channel 2 - Southbound

Speed Summary

Week 1

Speed (MPH)	23/08/2022 Tuesday	24/08/2022 Wednesday	25/08/2022 Thursday	26/08/2022 Friday	27/08/2022 Saturday	28/08/2022 Sunday	29/08/2022 Monday
0-35	1565	1606	1549	1387	1198	1335	1092
35-45	1338	1382	1085	1306	1413	1391	1235
45-55	39	26	15	41	40	37	26
55+	4	0	0	4	0	1	3
TOTAL	2946	3014	2649	2738	2651	2764	2356

Speed Summary (MPH)



Lincolnshire ATC 5, A52

Produced by Road Data Services Ltd.

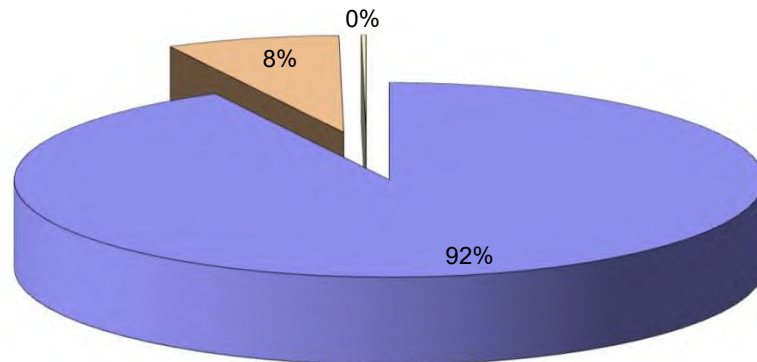
Channel 2 - Southbound

Vehicle Class

Week 1

Classes Day / Time	Car / LGV / Caravan - 1	OGV1 / Bus - 2,3,5,6,7,12	OGV2 - 4,8,9,10,11,13	TOTAL - 1-13
23/08/2022				
7-19	2423	219	7	2649
6-22	2626	233	7	2866
6-24	2667	233	7	2907
0-24	2702	237	7	2946
24/08/2022				
7-19	2414	253	7	2674
6-22	2666	277	11	2954
6-24	2701	279	11	2991
0-24	2721	282	11	3014
25/08/2022				
7-19	2162	176	4	2342
6-22	2379	192	4	2575
6-24	2412	199	4	2615
0-24	2441	204	4	2649
26/08/2022				
7-19	2210	204	3	2417
6-22	2453	219	3	2675
6-24	2476	222	4	2702
0-24	2509	225	4	2738
27/08/2022				
7-19	2204	155	3	2362
6-22	2397	169	4	2570
6-24	2440	171	4	2615
0-24	2472	175	4	2651
28/08/2022				
7-19	2303	139	5	2447
6-22	2516	153	5	2674
6-24	2547	154	5	2706
0-24	2599	160	5	2764
29/08/2022				
7-19	2001	129	4	2134
6-22	2155	141	5	2301
6-24	2179	143	5	2327
0-24	2206	145	5	2356
Average				
7-19	2245	182	5	2432
6-22	2456	198	6	2659
6-24	2489	200	6	2695
0-24	2521	204	6	2731

Total Vehicle Class Distribution



Lincolnshire ATC 5, A52

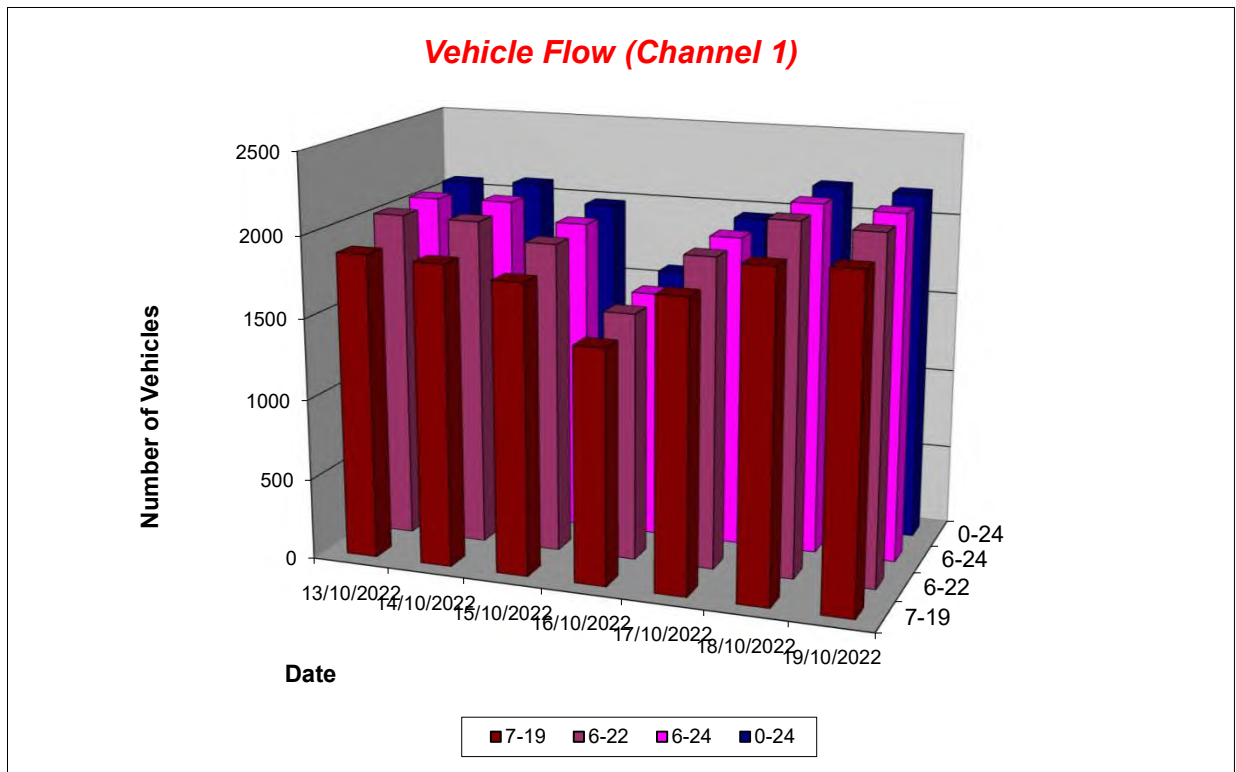
Produced by Road Data Services Ltd.

Channel 1 - Southbound

Vehicle Flow

Week 1

Hr Ending	13/10/2022 Thursday	14/10/2022 Friday	15/10/2022 Saturday	16/10/2022 Sunday	17/10/2022 Monday	18/10/2022 Tuesday	19/10/2022 Wednesday	Weekday Average	Average
1	3	6	8	9	1	0	5	3	5
2	4	1	4	5	1	0	0	1	2
3	0	1	2	2	3	2	0	1	1
4	0	2	1	2	1	1	2	1	1
5	3	4	4	5	3	1	6	3	4
6	12	18	11	9	13	12	13	14	13
7	37	35	22	20	41	42	34	38	33
8	101	131	59	47	108	105	114	112	95
9	170	168	112	80	147	190	214	178	154
10	177	199	140	134	164	178	155	175	164
11	143	150	184	149	195	175	220	177	174
12	183	157	224	182	177	217	240	195	197
13	169	162	190	169	182	164	185	172	174
14	166	150	200	153	157	176	156	161	165
15	185	183	171	151	143	166	173	170	167
16	205	149	148	137	173	216	210	191	177
17	170	176	153	93	132	178	147	161	150
18	130	141	124	94	143	143	121	136	128
19	85	97	86	59	65	89	82	84	80
20	50	73	49	31	40	49	35	49	47
21	30	31	31	21	29	34	21	29	28
22	28	21	26	14	19	37	20	25	24
23	9	22	20	6	10	6	12	12	12
24	9	11	10	5	7	5	7	8	8
7-19	1884	1863	1791	1448	1786	1997	2017	1909	1827
6-22	2029	2023	1919	1534	1915	2159	2127	2051	1958
6-24	2047	2056	1949	1545	1932	2170	2146	2070	1978
0-24	2069	2088	1979	1577	1954	2186	2172	2094	2004



Lincolnshire ATC 5, A52

Produced by Road Data Services Ltd.

Channel 1 - Southbound

Average Speed

Week 1

Hr Ending	13/10/2022 Thursday	14/10/2022 Friday	15/10/2022 Saturday	16/10/2022 Sunday	17/10/2022 Monday	18/10/2022 Tuesday	19/10/2022 Wednesday
1	38.9	39.3	36.1	37.7	31.1	-	38.1
2	35.4	30.3	37.1	37.0	35.5	-	-
3	-	45.5	49.2	34.3	42.1	35.5	-
4	-	35.3	35.5	37.2	31.4	38.3	37.5
5	37.5	39.2	35.5	35.5	38.9	34.4	37.2
6	39.0	39.2	39.8	38.6	38.4	40.6	38.9
7	38.8	39.1	37.0	39.1	36.7	39.1	37.9
8	37.1	37.3	36.9	35.8	36.8	37.3	37.8
9	36.8	38.5	36.9	36.3	37.0	36.7	37.3
10	35.8	36.2	37.1	37.5	35.2	35.1	36.8
11	36.1	35.9	36.1	35.8	34.5	35.8	35.2
12	35.5	35.7	36.0	35.9	34.7	35.4	34.8
13	35.1	34.9	35.8	36.3	34.5	34.6	35.6
14	34.7	35.7	35.1	35.4	35.5	34.5	35.4
15	35.2	35.7	36.6	35.1	36.3	35.5	35.4
16	35.7	37.3	35.5	35.8	35.8	34.2	35.1
17	35.3	35.7	37.1	35.3	36.2	36.2	37.0
18	38.0	37.6	35.8	37.2	37.8	35.8	37.7
19	38.2	36.4	36.2	37.3	38.8	36.5	35.9
20	37.1	35.8	35.4	35.3	35.6	38.5	39.1
21	37.5	37.3	37.9	38.0	40.7	38.0	39.2
22	38.8	37.3	38.3	36.7	37.2	37.6	37.3
23	40.9	36.3	35.1	38.9	38.3	34.3	38.2
24	38.1	37.8	37.5	39.4	39.3	42.4	36.7

10-12	35.7	35.8	36.1	35.8	34.6	35.6	35.0
14-16	35.4	36.4	36.1	35.4	36.0	34.8	35.2
0-24	36.1	36.5	36.2	36.2	36.0	35.8	36.2

Average (ALL)	36.1
Weekday Inter-Peak	35.4

Channel 1 - Southbound

85th Percentile

Hr Ending	13/10/2022 Thursday	14/10/2022 Friday	15/10/2022 Saturday	16/10/2022 Sunday	17/10/2022 Monday	18/10/2022 Tuesday	19/10/2022 Wednesday
1	39.6	42.8	39.5	42.2	-	-	41.1
2	37.3	-	43.7	39.9	-	-	-
3	-	-	54.7	37.0	48.7	36.0	-
4	-	36.3	-	38.1	-	-	39.6
5	38.8	41.6	37.6	40.1	41.9	-	39.4
6	45.2	46.6	43.7	43.3	43.2	43.8	42.8
7	43.2	46.0	44.0	45.3	42.3	44.9	44.4
8	41.7	42.7	42.7	41.0	41.3	42.8	42.6
9	43.3	45.3	41.5	42.9	42.5	41.8	41.8
10	39.8	40.6	41.2	42.8	39.4	40.2	41.2
11	40.1	41.1	40.1	41.6	38.4	39.9	39.4
12	39.7	39.9	40.7	39.6	39.4	39.3	39.1
13	39.3	39.4	39.4	41.9	39.7	40.3	40.2
14	39.2	40.0	39.5	40.4	40.1	39.4	39.7
15	39.3	40.6	40.8	39.1	40.5	39.7	40.5
16	40.6	42.9	39.1	41.9	39.6	40.1	39.6
17	40.6	41.8	41.8	41.0	40.9	41.0	42.2
18	43.6	42.3	40.9	42.4	41.8	40.7	42.0
19	43.0	40.9	41.5	42.3	48.4	42.6	41.4
20	42.3	41.7	43.4	40.7	41.9	44.1	44.8
21	43.1	43.0	43.7	42.9	46.0	44.1	43.0
22	42.7	40.9	42.7	39.7	43.8	42.9	41.5
23	48.3	41.6	41.2	47.8	44.2	39.7	43.6
24	44.3	43.9	43.9	42.8	45.5	47.4	38.9

10-12	39.8	40.5	40.5	40.5	38.9	39.6	39.2
14-16	39.9	41.7	40.1	40.5	40.0	40.1	40.0
0-24	41.0	41.8	40.9	41.5	41.1	41.0	41.0

85th %ile (ALL)	41.2
Weekday Inter-Peak	40.0

Lincolnshire ATC 5, A52

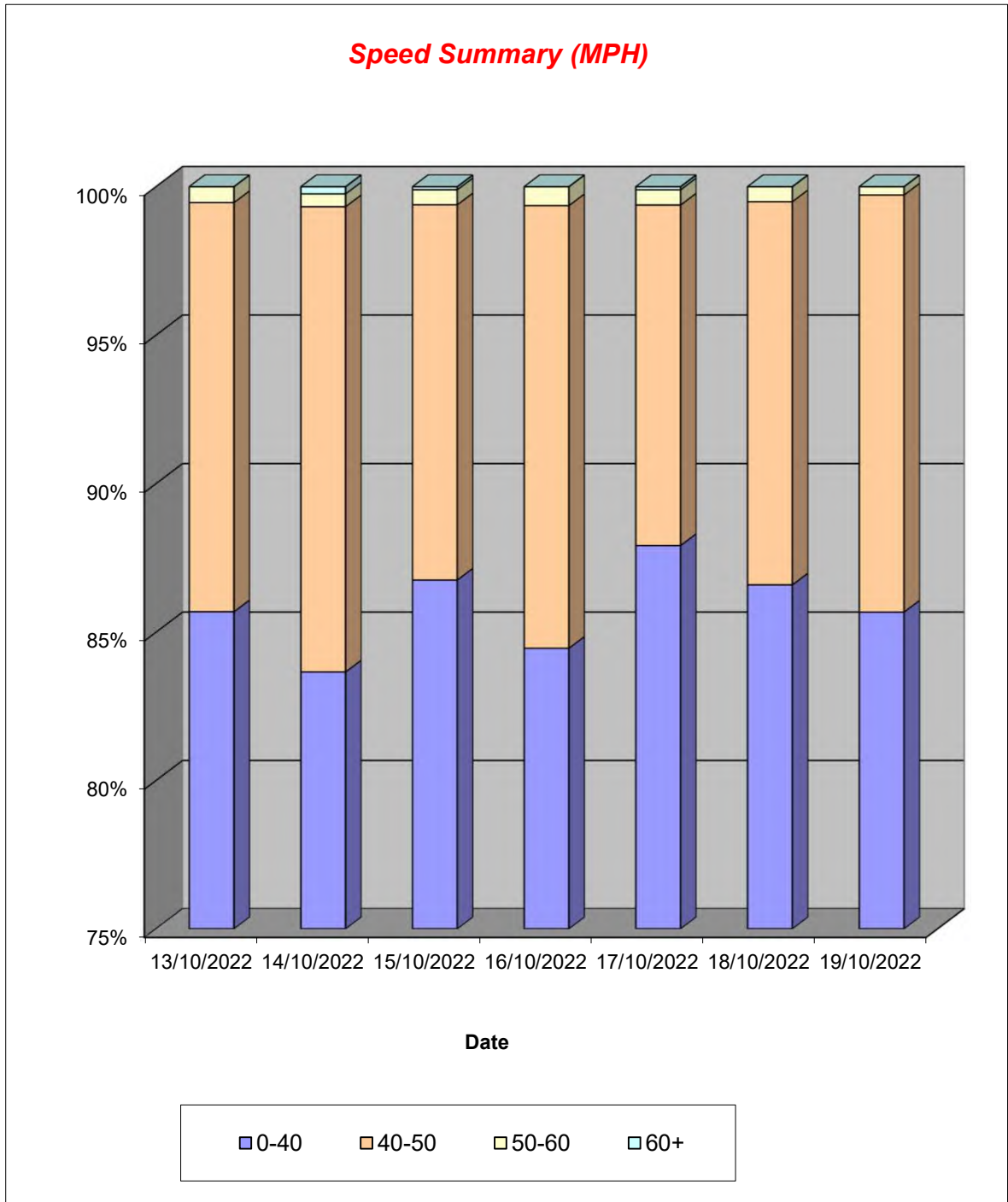
Produced by Road Data Services Ltd.

Channel 1 - Southbound

Speed Summary

Week 1

Speed (MPH)	13/10/2022 Thursday	14/10/2022 Friday	15/10/2022 Saturday	16/10/2022 Sunday	17/10/2022 Monday	18/10/2022 Tuesday	19/10/2022 Wednesday
0-40	1773	1747	1717	1332	1718	1893	1861
40-50	285	327	250	235	224	282	305
50-60	11	9	10	10	10	11	6
60+	0	5	2	0	2	0	0
TOTAL	2069	2088	1979	1577	1954	2186	2172



Lincolnshire ATC 5, A52

Produced by Road Data Services Ltd.

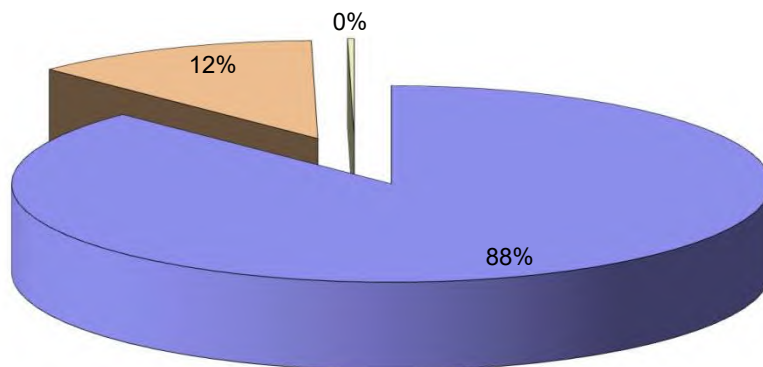
Channel 1 - Southbound

Vehicle Class

Week 1

Classes Day / Time	Car / LGV / Caravan - 1	OGV1 / Bus - 2,3,5,6,7,12	OGV2 - 4,8,9,10,11,13	TOTAL - 1-13
13/10/2022				
7-19	1612	267	5	1884
6-22	1734	290	5	2029
6-24	1749	293	5	2047
0-24	1767	297	5	2069
14/10/2022				
7-19	1600	259	4	1863
6-22	1743	275	5	2023
6-24	1772	279	5	2056
0-24	1802	281	5	2088
15/10/2022				
7-19	1615	173	3	1791
6-22	1728	187	4	1919
6-24	1756	189	4	1949
0-24	1782	193	4	1979
16/10/2022				
7-19	1340	105	3	1448
6-22	1420	111	3	1534
6-24	1429	113	3	1545
0-24	1457	117	3	1577
17/10/2022				
7-19	1533	247	6	1786
6-22	1648	261	6	1915
6-24	1662	264	6	1932
0-24	1678	270	6	1954
18/10/2022				
7-19	1717	274	6	1997
6-22	1861	292	6	2159
6-24	1872	292	6	2170
0-24	1886	294	6	2186
19/10/2022				
7-19	1760	247	10	2017
6-22	1862	255	10	2127
6-24	1877	259	10	2146
0-24	1897	265	10	2172
Average				
7-19	1597	225	5	1827
6-22	1714	239	6	1958
6-24	1731	241	6	1978
0-24	1753	245	6	2004

Total Vehicle Class Distribution



Lincolnshire ATC 5, A52

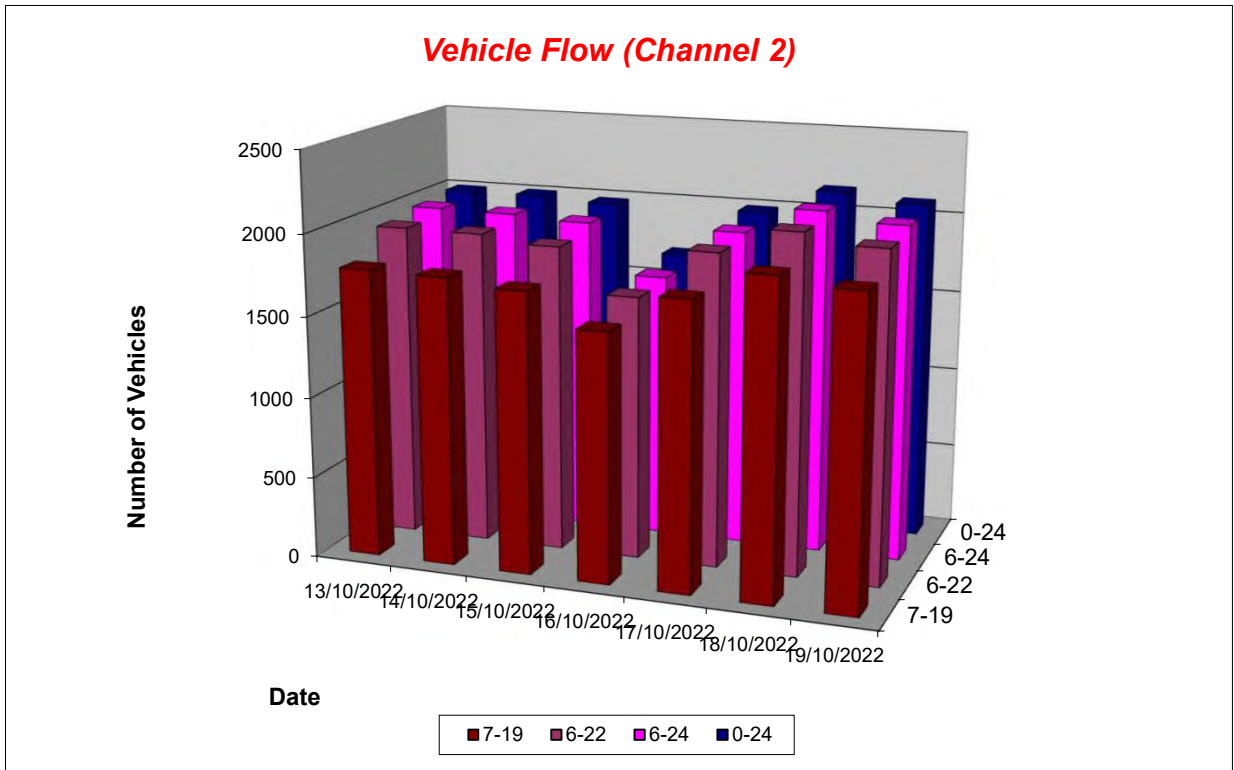
Produced by Road Data Services Ltd.

Channel 2 - Northbound

Vehicle Flow

Week 1

Hr Ending	13/10/2022 Thursday	14/10/2022 Friday	15/10/2022 Saturday	16/10/2022 Sunday	17/10/2022 Monday	18/10/2022 Tuesday	19/10/2022 Wednesday	Weekday Average	Average
1	3	2	11	14	6	4	8	5	7
2	2	3	4	12	2	3	2	2	4
3	0	5	2	3	1	0	0	1	2
4	2	1	6	3	2	0	1	1	2
5	2	4	2	4	5	1	4	3	3
6	16	17	6	4	18	19	19	18	14
7	36	32	20	9	45	39	41	39	32
8	86	77	39	17	86	97	82	86	69
9	178	159	68	58	151	166	155	162	134
10	89	93	108	102	114	105	108	102	103
11	169	126	175	148	145	152	155	149	153
12	174	165	197	170	157	197	148	168	173
13	149	172	177	198	161	171	154	161	169
14	167	166	183	194	171	197	182	177	180
15	165	187	211	162	193	201	209	191	190
16	210	208	190	157	197	211	226	210	200
17	178	180	156	148	160	175	198	178	171
18	143	141	132	102	141	157	163	149	140
19	72	98	95	76	85	107	109	94	92
20	53	62	64	31	56	53	38	52	51
21	37	39	36	30	35	31	26	34	33
22	32	30	42	21	31	25	30	30	30
23	24	22	38	7	18	21	25	22	22
24	11	11	15	9	7	12	14	11	11
7-19	1780	1772	1731	1532	1761	1936	1889	1828	1772
6-22	1938	1935	1893	1623	1928	2084	2024	1982	1918
6-24	1973	1968	1946	1639	1953	2117	2063	2015	1951
0-24	1998	2000	1977	1679	1987	2144	2097	2045	1983



Lincolnshire ATC 5, A52

Produced by Road Data Services Ltd.

Channel 2 - Northbound

Average Speed

Week 1

Hr Ending	13/10/2022 Thursday	14/10/2022 Friday	15/10/2022 Saturday	16/10/2022 Sunday	17/10/2022 Monday	18/10/2022 Tuesday	19/10/2022 Wednesday
1	41.5	33.8	39.2	41.0	33.8	44.9	38.5
2	36.1	37.6	49.8	39.2	38.2	39.6	37.3
3	-	43.3	36.3	38.8	38.5	-	-
4	36.2	45.5	37.8	29.5	37.0	-	38.2
5	38.6	36.8	40.8	39.1	37.1	41.3	39.9
6	40.2	40.5	41.2	35.0	38.4	38.8	38.4
7	36.2	36.2	35.9	35.9	35.9	36.5	36.7
8	36.6	37.7	38.3	40.6	37.5	38.8	37.8
9	35.9	37.4	36.3	37.0	37.9	37.6	37.4
10	36.1	35.9	37.5	37.1	35.9	35.7	36.7
11	35.5	35.9	35.7	35.7	35.4	35.9	35.4
12	34.6	36.4	36.3	36.7	35.3	35.1	37.1
13	35.4	36.7	37.4	36.5	36.6	36.0	35.2
14	35.9	36.3	36.3	35.6	36.5	34.0	36.0
15	35.8	36.6	36.9	36.9	36.7	35.4	36.5
16	35.8	37.3	37.2	35.2	36.4	34.9	36.7
17	35.6	36.3	38.0	37.0	37.4	35.8	36.9
18	37.4	38.3	37.7	37.9	37.8	37.6	37.5
19	37.8	36.1	38.1	37.3	37.1	35.5	36.1
20	37.8	35.6	36.9	37.4	37.8	38.2	37.9
21	37.5	34.9	37.0	37.4	36.3	36.1	38.2
22	38.9	36.5	37.1	38.1	36.7	37.5	38.1
23	40.4	34.9	36.8	38.0	40.0	35.5	38.1
24	43.9	39.4	36.1	40.3	37.2	42.5	40.2

10-12	35.0	36.2	36.0	36.2	35.3	35.5	36.2
14-16	35.8	37.0	37.1	36.1	36.5	35.2	36.6
0-24	36.2	36.7	37.1	36.7	36.7	36.1	36.7

Average (ALL)	36.6
Weekday Inter-Peak	36.0

Channel 2 - Northbound

85th Percentile

Hr Ending	13/10/2022 Thursday	14/10/2022 Friday	15/10/2022 Saturday	16/10/2022 Sunday	17/10/2022 Monday	18/10/2022 Tuesday	19/10/2022 Wednesday
1	46.4	39.6	46.7	48.3	37.8	50.2	41.9
2	38.6	42.5	57.0	46.6	41.5	46.0	44.1
3	-	49.9	37.5	40.3	-	-	-
4	36.9	-	41.3	36.9	42.2	-	-
5	41.8	37.5	44.9	42.9	41.6	-	46.8
6	44.8	45.3	46.2	42.7	43.5	43.3	48.7
7	41.4	41.6	40.6	40.2	40.3	41.1	42.2
8	41.3	43.0	42.6	44.7	41.8	43.7	43.1
9	42.0	41.5	41.4	43.9	42.6	42.0	42.7
10	41.8	41.2	41.5	42.5	41.4	40.3	40.8
11	39.7	41.4	40.0	39.9	39.8	40.6	40.5
12	38.9	41.4	40.6	41.8	40.6	40.2	41.0
13	40.4	40.3	41.8	41.1	40.8	39.9	40.6
14	40.2	41.3	40.9	40.5	41.1	39.9	40.6
15	40.2	42.1	41.4	41.2	41.7	40.5	40.8
16	40.6	42.1	41.5	40.1	41.5	40.0	41.2
17	40.7	41.6	42.7	42.8	42.2	40.7	41.5
18	41.9	42.8	41.8	43.4	42.7	42.9	42.1
19	41.6	41.2	43.1	42.2	41.8	40.8	41.6
20	42.9	40.3	41.9	42.6	42.4	43.1	43.0
21	43.7	40.6	43.2	42.0	43.5	40.5	44.5
22	47.4	42.0	42.8	44.8	41.2	43.2	43.5
23	45.3	39.7	41.5	41.7	47.0	38.6	42.5
24	48.2	45.6	42.0	45.2	40.9	49.6	47.2

10-12	39.3	41.4	40.3	40.9	40.2	40.4	40.9
14-16	40.4	42.1	41.5	40.8	41.5	40.3	41.0
0-24	41.3	41.7	41.8	41.9	41.7	41.3	41.7

85th %ile (ALL)	41.6
Weekday Inter-Peak	40.9

Lincolnshire ATC 5, A52

Produced by Road Data Services Ltd.


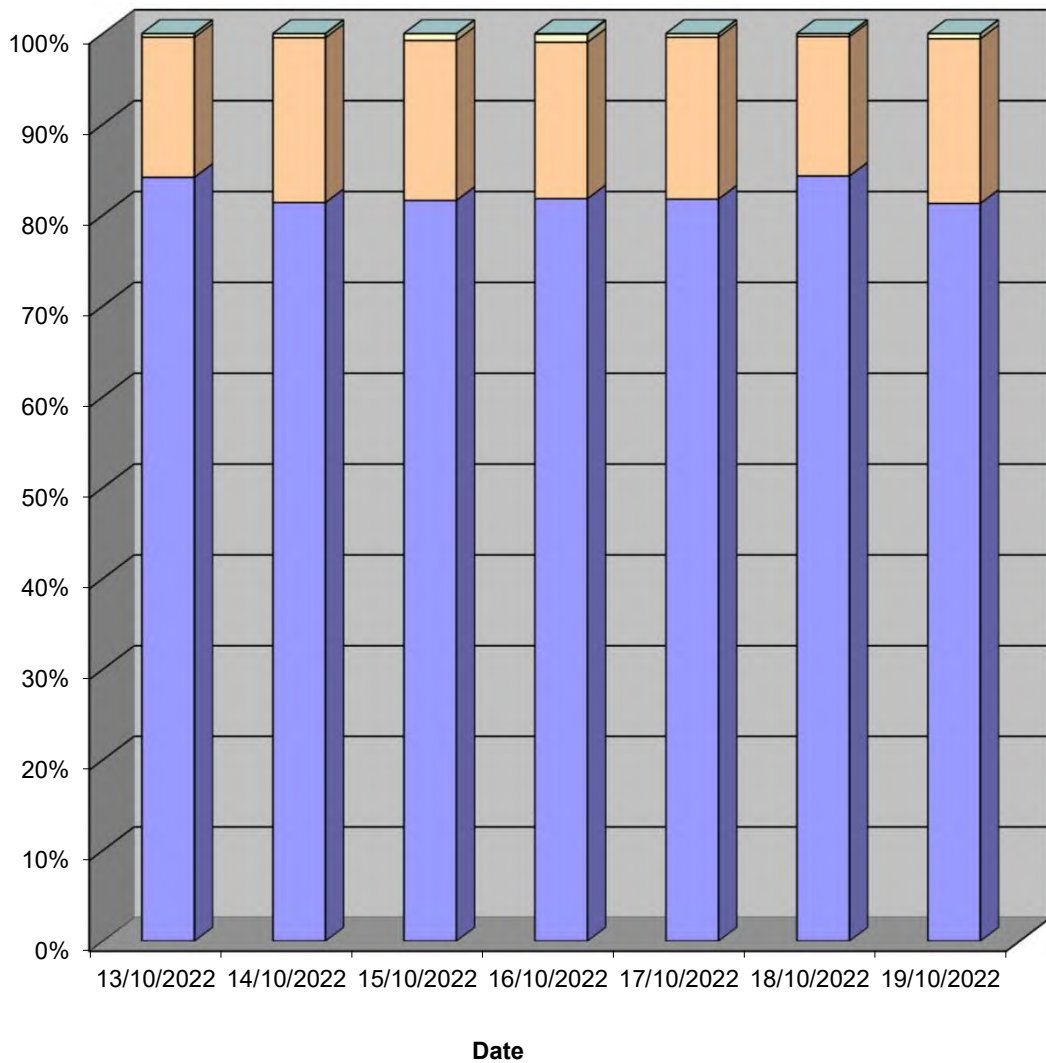
Channel 2 - Northbound

Speed Summary

Week 1

Speed (MPH)	13/10/2022 Thursday	14/10/2022 Friday	15/10/2022 Saturday	16/10/2022 Sunday	17/10/2022 Monday	18/10/2022 Tuesday	19/10/2022 Wednesday
0-40	1682	1628	1614	1374	1625	1808	1705
40-50	308	363	348	289	354	329	380
50-60	8	9	15	15	8	7	12
60+	0	0	0	1	0	0	0
TOTAL	1998	2000	1977	1679	1987	2144	2097

Speed Summary (MPH)



Lincolnshire ATC 5, A52

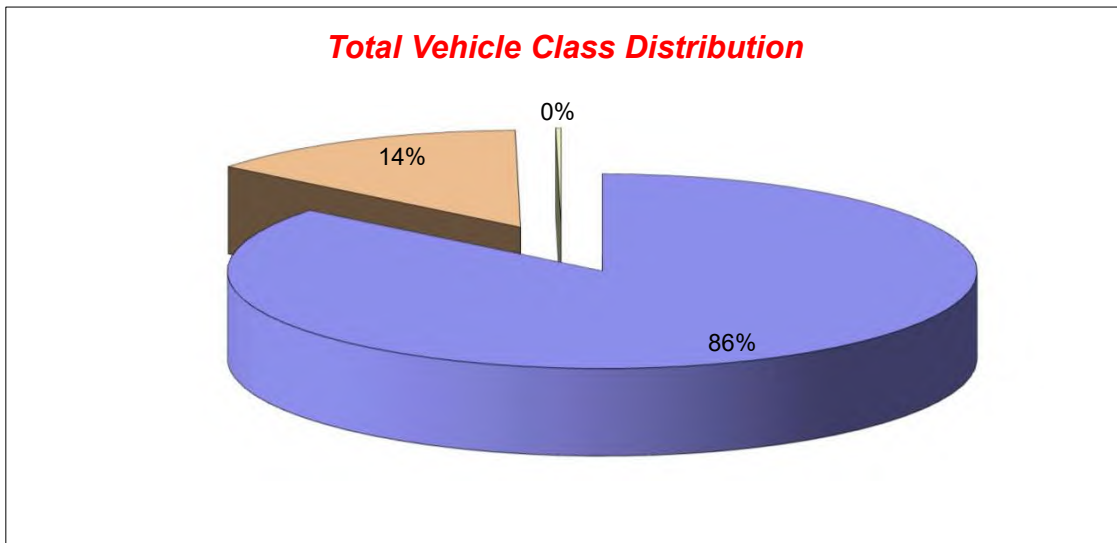
Produced by Road Data Services Ltd.

Channel 2 - Northbound

Vehicle Class

Week 1

Classes Day / Time	Car / LGV / Caravan - 1	OGV1 / Bus - 2,3,5,6,7,12	OGV2 - 4,8,9,10,11,13	TOTAL - 1-13
13/10/2022				
7-19	1490	286	4	1780
6-22	1624	309	5	1938
6-24	1656	312	5	1973
0-24	1672	320	6	1998
14/10/2022				
7-19	1484	284	4	1772
6-22	1630	301	4	1935
6-24	1658	306	4	1968
0-24	1681	315	4	2000
15/10/2022				
7-19	1544	185	2	1731
6-22	1682	209	2	1893
6-24	1732	212	2	1946
0-24	1760	215	2	1977
16/10/2022				
7-19	1387	137	8	1532
6-22	1469	146	8	1623
6-24	1483	148	8	1639
0-24	1519	152	8	1679
17/10/2022				
7-19	1479	279	3	1761
6-22	1618	306	4	1928
6-24	1642	307	4	1953
0-24	1669	314	4	1987
18/10/2022				
7-19	1648	284	4	1936
6-22	1773	306	5	2084
6-24	1806	306	5	2117
0-24	1830	309	5	2144
19/10/2022				
7-19	1598	288	3	1889
6-22	1706	315	3	2024
6-24	1742	318	3	2063
0-24	1772	322	3	2097
Average				
7-19	1519	249	4	1772
6-22	1643	270	4	1918
6-24	1674	273	4	1951
0-24	1700	278	5	1983



Lincolnshire ATC 6, A1104

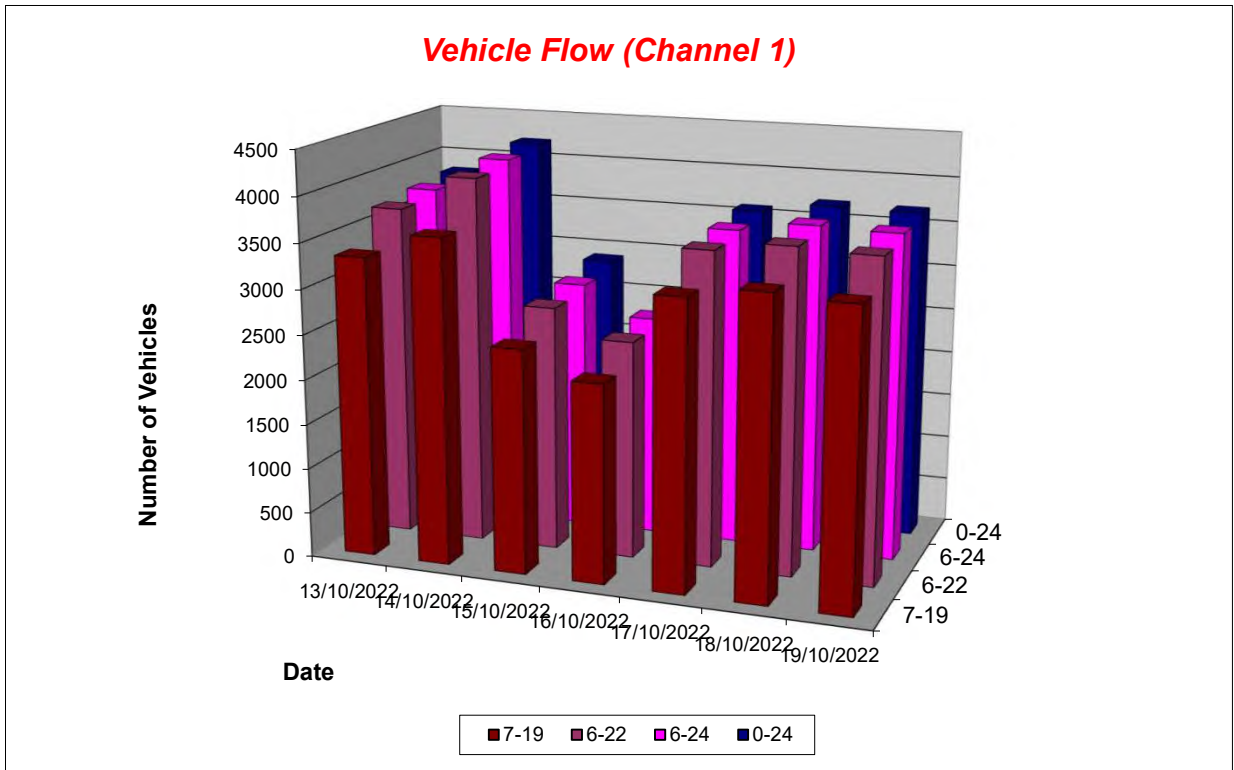
Produced by Road Data Services Ltd.

Channel 1 - Northeastbound

Vehicle Flow

Week 1

Hr Ending	13/10/2022 Thursday	14/10/2022 Friday	15/10/2022 Saturday	16/10/2022 Sunday	17/10/2022 Monday	18/10/2022 Tuesday	19/10/2022 Wednesday	Weekday Average	Average
1	9	10	21	20	4	8	12	9	12
2	7	6	12	10	3	1	6	5	6
3	3	2	13	12	1	2	4	2	5
4	5	5	7	6	20	2	3	7	7
5	3	3	18	4	5	13	6	6	7
6	22	24	17	9	15	22	24	21	19
7	85	82	41	18	75	59	76	75	62
8	193	187	54	30	187	205	216	198	153
9	328	346	95	52	320	336	331	332	258
10	233	280	168	115	257	273	240	257	224
11	268	238	240	223	211	270	231	244	240
12	264	265	263	294	238	279	297	269	271
13	237	275	252	293	238	297	255	260	264
14	226	265	319	257	301	249	239	256	265
15	268	298	253	230	274	268	299	281	270
16	336	387	228	198	332	280	309	329	296
17	360	398	230	216	327	313	332	346	311
18	359	400	226	173	297	335	321	342	302
19	264	274	160	119	210	206	196	230	204
20	133	189	77	93	106	100	100	126	114
21	95	148	70	60	74	74	67	92	84
22	51	60	54	57	48	57	57	55	55
23	37	41	45	30	30	33	38	36	36
24	26	23	22	17	15	16	24	21	20
7-19	3336	3613	2488	2200	3192	3311	3266	3344	3058
6-22	3700	4092	2730	2428	3495	3601	3566	3691	3373
6-24	3763	4156	2797	2475	3540	3650	3628	3747	3430
0-24	3812	4206	2885	2536	3588	3698	3683	3797	3487



Lincolnshire ATC 6, A1104

Produced by Road Data Services Ltd.

Channel 1 - Northeastbound

Average Speed

Week 1

Hr Ending	13/10/2022 Thursday	14/10/2022 Friday	15/10/2022 Saturday	16/10/2022 Sunday	17/10/2022 Monday	18/10/2022 Tuesday	19/10/2022 Wednesday
1	57.4	63.1	55.8	60.4	59.5	63.5	63.2
2	54.2	67.5	55.9	64.6	57.4	48.5	62.5
3	58.7	56.3	55.0	62.0	43.7	60.2	63.2
4	60.7	58.5	54.1	55.4	54.1	63.2	67.9
5	53.0	52.6	53.1	63.2	53.2	57.0	58.2
6	57.3	56.2	54.0	58.9	56.2	56.1	56.1
7	52.4	55.8	53.5	64.1	52.3	53.5	54.1
8	54.2	53.0	55.9	60.2	54.7	53.6	54.0
9	53.5	53.5	55.1	58.9	50.1	52.9	53.8
10	52.0	49.4	54.3	56.1	51.0	50.9	51.8
11	51.3	51.6	54.5	56.4	50.6	53.8	52.1
12	52.3	51.5	54.4	55.9	52.1	52.4	50.8
13	52.8	52.8	54.8	53.7	52.3	51.4	51.0
14	52.7	53.6	55.3	54.0	50.1	48.7	51.5
15	50.9	53.1	56.5	54.8	52.7	48.4	50.2
16	51.7	54.1	57.9	56.7	52.9	51.7	50.5
17	54.7	54.1	57.1	56.2	54.6	53.1	52.0
18	53.4	54.0	55.3	55.1	55.9	53.3	51.8
19	53.0	52.5	55.1	55.6	53.1	53.5	54.3
20	52.7	50.5	56.2	55.4	57.2	54.7	55.0
21	54.6	53.0	57.7	55.4	59.2	54.6	54.5
22	56.8	54.8	56.4	54.8	54.6	56.5	57.0
23	56.7	57.8	58.1	58.3	57.0	54.7	58.4
24	60.4	54.3	57.7	55.1	52.3	58.7	56.5

10-12	51.8	51.6	54.4	56.1	51.4	53.1	51.3
14-16	51.4	53.7	57.1	55.7	52.8	50.1	50.4
0-24	53.0	53.0	55.6	55.7	52.9	52.3	52.4

Average (ALL)	53.4
Weekday Inter-Peak	51.8

Channel 1 - Northeastbound

85th Percentile

Hr Ending	13/10/2022 Thursday	14/10/2022 Friday	15/10/2022 Saturday	16/10/2022 Sunday	17/10/2022 Monday	18/10/2022 Tuesday	19/10/2022 Wednesday
1	67.5	71.3	64.4	70.1	71.6	75.4	74.2
2	60.8	74.7	60.7	74.4	65.5	-	73.5
3	66.1	57.7	69.1	71.9	-	69.3	78.2
4	71.0	64.1	58.7	59.9	60.9	74.9	77.3
5	62.5	57.2	59.0	71.9	57.1	65.0	63.6
6	66.1	64.9	61.8	71.7	63.2	66.4	68.2
7	60.7	64.5	62.7	72.4	60.3	62.7	62.3
8	61.5	61.8	64.0	68.6	61.2	60.4	61.9
9	59.9	60.4	63.7	66.4	59.6	59.7	60.3
10	59.5	59.3	62.1	65.9	59.3	60.4	58.7
11	58.4	59.6	61.3	62.7	58.6	59.5	59.2
12	58.8	58.0	62.3	62.1	61.0	60.0	58.7
13	58.9	59.7	61.4	61.2	60.8	57.3	56.9
14	62.0	60.6	62.4	61.9	59.1	59.3	59.4
15	59.7	60.0	62.8	63.9	59.8	61.3	58.4
16	58.3	60.3	66.2	63.9	58.8	59.1	58.9
17	61.2	61.7	64.3	65.1	62.5	59.5	60.3
18	59.6	62.2	63.9	63.2	63.2	60.4	61.4
19	61.2	59.3	62.5	64.3	63.2	61.8	63.0
20	61.1	58.6	66.7	64.3	65.3	63.4	62.1
21	63.5	61.8	65.3	65.6	68.5	62.8	64.0
22	66.9	64.2	65.5	63.6	62.4	66.8	65.1
23	65.5	66.9	68.7	68.5	62.8	61.4	68.0
24	71.9	60.8	66.5	66.2	64.0	70.6	64.2

10-12	58.6	58.9	61.8	62.4	59.9	59.9	58.9
14-16	59.0	60.2	64.5	64.1	59.2	60.7	58.7
0-24	60.6	60.8	63.4	64.0	61.4	60.8	60.6

85th %ile (ALL)	61.6
Weekday Inter-Peak	59.6

Lincolnshire ATC 6, A1104

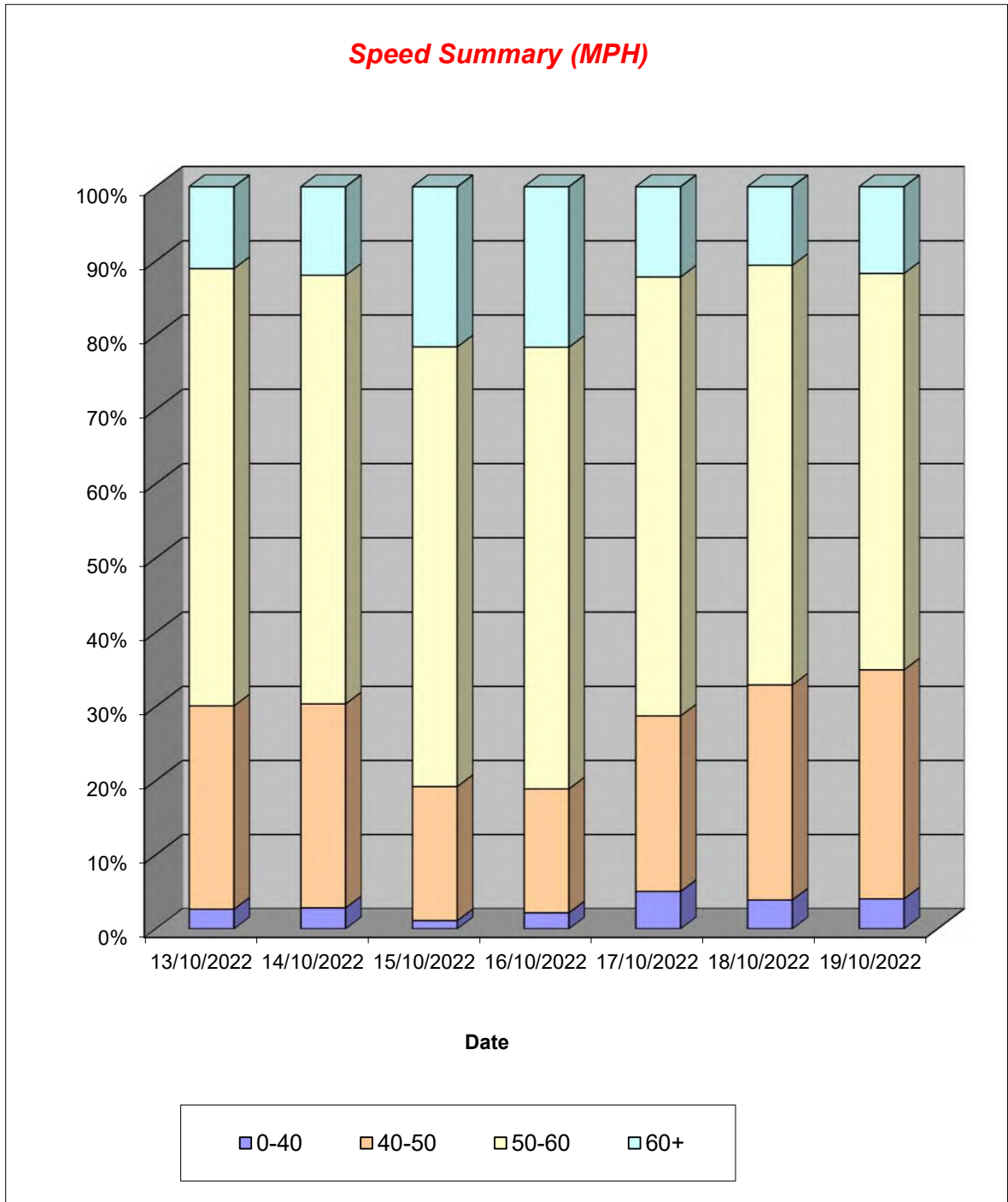
Produced by Road Data Services Ltd.

Channel 1 - Northeastbound

Speed Summary

Week 1

Speed (MPH)	13/10/2022 Thursday	14/10/2022 Friday	15/10/2022 Saturday	16/10/2022 Sunday	17/10/2022 Monday	18/10/2022 Tuesday	19/10/2022 Wednesday
0-40	101	119	32	55	181	144	149
40-50	1046	1158	522	424	850	1073	1138
50-60	2245	2428	1709	1509	2121	2090	1966
60+	420	501	622	548	436	391	430
TOTAL	3812	4206	2885	2536	3588	3698	3683



Lincolnshire ATC 6, A1104

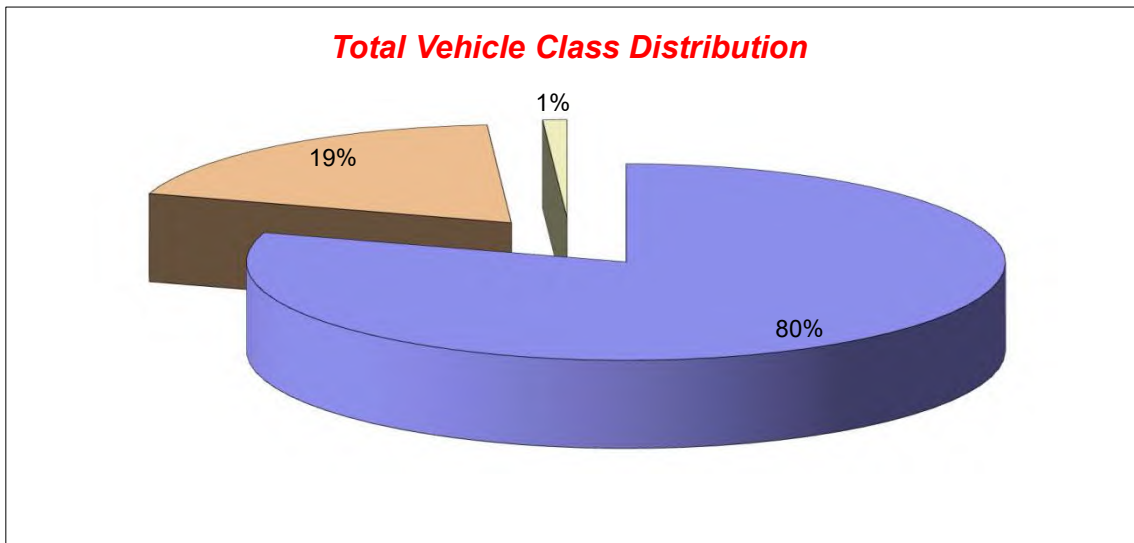
Produced by Road Data Services Ltd.

Channel 1 - Northeastbound

Vehicle Class

Week 1

Classes Day / Time	Car / LGV / Caravan - 1	OGV1 / Bus - 2,3,5,6,7,12	OGV2 - 4,8,9,10,11,13	TOTAL - 1-13
13/10/2022				
7-19	2553	739	44	3336
6-22	2858	796	46	3700
6-24	2914	803	46	3763
0-24	2946	820	46	3812
14/10/2022				
7-19	2814	764	35	3613
6-22	3219	834	39	4092
6-24	3277	839	40	4156
0-24	3314	849	43	4206
15/10/2022				
7-19	2152	329	7	2488
6-22	2349	372	9	2730
6-24	2408	380	9	2797
0-24	2469	395	21	2885
16/10/2022				
7-19	1909	282	9	2200
6-22	2109	310	9	2428
6-24	2154	312	9	2475
0-24	2205	320	11	2536
17/10/2022				
7-19	2486	675	31	3192
6-22	2745	716	34	3495
6-24	2786	720	34	3540
0-24	2822	731	35	3588
18/10/2022				
7-19	2548	722	41	3311
6-22	2792	767	42	3601
6-24	2837	770	43	3650
0-24	2870	784	44	3698
19/10/2022				
7-19	2504	715	47	3266
6-22	2768	749	49	3566
6-24	2820	759	49	3628
0-24	2860	773	50	3683
Average				
7-19	2424	604	31	3058
6-22	2691	649	33	3373
6-24	2742	655	33	3430
0-24	2784	667	36	3487



Lincolnshire ATC 6, A1104

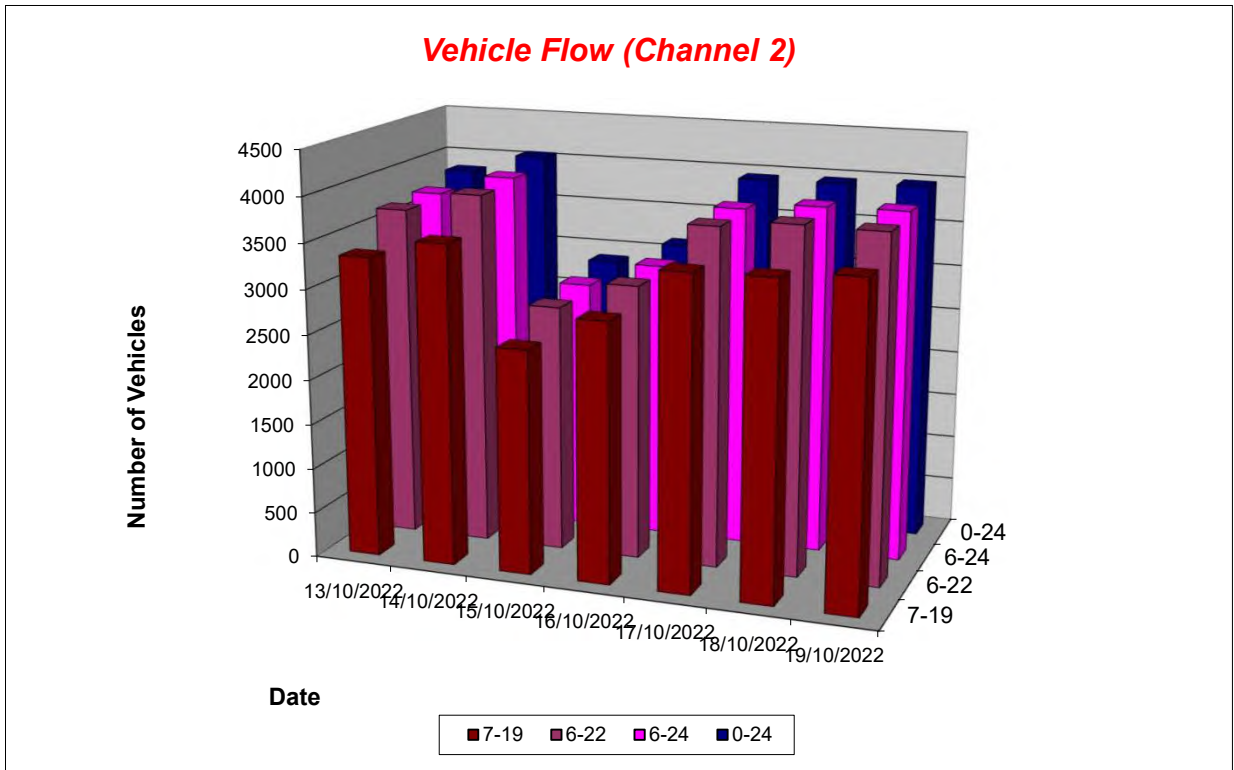
Produced by Road Data Services Ltd.

Channel 2 - Southwestbound

Vehicle Flow

Week 1

Hr Ending	13/10/2022 Thursday	14/10/2022 Friday	15/10/2022 Saturday	16/10/2022 Sunday	17/10/2022 Monday	18/10/2022 Tuesday	19/10/2022 Wednesday	Weekday Average	Average
1	8	6	12	8	6	3	5	6	7
2	4	3	2	8	6	3	3	4	4
3	0	3	5	6	4	4	5	3	4
4	7	5	6	5	19	3	2	7	7
5	16	16	13	9	39	20	17	22	19
6	78	64	44	22	93	71	79	77	64
7	177	192	88	37	198	204	156	185	150
8	323	320	146	66	320	316	328	321	260
9	362	383	177	109	392	361	407	381	313
10	239	319	222	232	301	297	307	293	274
11	264	310	260	270	319	282	286	292	284
12	303	321	273	316	295	286	276	296	296
13	250	314	293	310	250	247	250	262	273
14	255	269	213	320	233	299	284	268	268
15	289	236	213	326	300	306	296	285	281
16	318	350	211	335	320	349	367	341	321
17	304	320	200	260	301	345	364	327	299
18	267	255	157	191	273	256	261	262	237
19	164	153	118	131	141	116	110	137	133
20	75	90	78	60	62	75	64	73	72
21	54	38	57	57	18	49	31	38	43
22	45	39	31	24	27	38	28	35	33
23	20	21	44	21	18	18	29	21	24
24	13	24	15	9	7	8	20	14	14
7-19	3338	3550	2483	2866	3445	3460	3536	3466	3240
6-22	3689	3909	2737	3044	3750	3826	3815	3798	3539
6-24	3722	3954	2796	3074	3775	3852	3864	3833	3577
0-24	3835	4051	2878	3132	3942	3956	3975	3952	3681



Lincolnshire ATC 6, A1104

Produced by Road Data Services Ltd.

Channel 2 - Southwestbound

Average Speed

Week 1

Hr Ending	13/10/2022 Thursday	14/10/2022 Friday	15/10/2022 Saturday	16/10/2022 Sunday	17/10/2022 Monday	18/10/2022 Tuesday	19/10/2022 Wednesday
1	55.5	53.1	51.7	47.8	49.0	54.6	50.1
2	47.5	46.9	64.1	54.3	48.2	47.0	51.4
3	-	63.0	49.2	58.4	47.8	52.0	57.0
4	49.9	57.1	49.4	54.5	49.3	52.4	41.8
5	50.4	50.9	54.1	49.7	52.1	52.0	55.7
6	53.1	54.0	49.8	50.6	53.4	52.5	54.2
7	52.1	50.3	50.5	52.2	51.1	49.1	53.5
8	49.0	47.7	48.4	49.4	46.7	49.1	49.5
9	47.7	48.7	47.7	50.6	46.1	48.4	48.3
10	48.7	47.5	47.0	50.0	45.8	45.2	47.9
11	45.8	44.5	47.3	48.0	44.8	46.7	46.4
12	45.6	44.7	47.6	46.9	44.1	46.2	45.7
13	47.7	46.5	47.8	47.9	46.3	46.1	45.7
14	47.6	46.1	48.5	47.1	44.3	45.7	46.8
15	47.7	47.8	47.1	48.1	45.5	46.5	45.1
16	46.5	46.6	48.7	48.3	46.6	47.2	46.6
17	49.0	47.8	50.7	47.2	47.4	46.7	46.8
18	49.1	49.2	50.5	50.3	46.7	48.6	49.9
19	51.6	48.3	48.4	50.1	49.2	50.5	49.2
20	49.3	49.1	51.8	48.5	50.5	49.9	51.0
21	51.1	50.3	50.0	49.4	54.5	51.0	50.4
22	50.2	55.1	52.6	49.1	51.9	48.2	51.4
23	51.2	51.3	48.6	54.0	53.2	52.8	49.0
24	56.6	51.5	51.5	49.5	46.9	46.5	51.8

10-12	45.7	44.6	47.5	47.4	44.5	46.4	46.1
14-16	47.1	47.1	47.9	48.2	46.1	46.9	46.0
0-24	48.3	47.6	48.5	48.5	46.7	47.5	47.9

Average (ALL)	47.8
Weekday Inter-Peak	46.0

Channel 2 - Southwestbound

85th Percentile

Hr Ending	13/10/2022 Thursday	14/10/2022 Friday	15/10/2022 Saturday	16/10/2022 Sunday	17/10/2022 Monday	18/10/2022 Tuesday	19/10/2022 Wednesday
1	68.1	67.9	66.1	55.1	56.1	58.8	55.8
2	55.2	58.9	74.6	64.2	57.8	59.0	57.4
3	-	68.0	59.4	73.6	51.0	56.3	68.8
4	60.2	68.6	52.5	69.1	54.5	57.7	43.2
5	58.2	62.2	62.6	62.8	60.4	61.2	64.8
6	61.8	62.0	58.6	58.5	61.5	60.0	61.9
7	59.9	58.5	59.9	61.5	57.3	57.4	61.3
8	57.2	54.5	55.8	58.8	55.4	57.0	57.5
9	54.7	55.5	54.4	58.1	52.3	55.3	54.8
10	56.1	54.1	53.7	57.9	52.4	53.7	54.5
11	53.8	51.0	53.4	54.6	51.5	52.9	53.1
12	53.1	51.4	54.4	53.5	51.7	51.9	52.5
13	53.9	53.1	55.3	54.7	53.6	53.0	52.9
14	54.0	52.9	56.6	53.7	52.4	52.0	53.5
15	54.4	54.9	54.2	55.9	53.1	53.7	52.1
16	54.2	53.7	56.1	56.0	53.4	54.5	52.7
17	57.2	55.6	59.3	53.6	54.6	54.5	55.9
18	56.0	56.4	58.3	57.8	55.6	55.5	57.0
19	59.4	56.5	55.6	58.1	56.6	58.8	57.6
20	56.9	55.9	61.6	57.1	58.4	57.9	59.1
21	59.7	57.3	57.9	58.3	63.8	60.1	57.8
22	61.0	66.3	60.9	56.2	59.6	56.8	58.7
23	59.4	58.8	56.5	63.1	63.8	62.7	59.0
24	65.3	62.8	61.7	57.9	55.8	53.4	59.8

10-12	53.4	51.2	54.0	54.0	51.6	52.4	52.8
14-16	54.4	54.2	55.2	55.9	53.3	54.2	52.6
0-24	56.1	55.1	56.2	56.1	54.5	55.0	55.5

85th %ile (ALL)	55.5
Weekday Inter-Peak	53.0

Lincolnshire ATC 6, A1104

Produced by Road Data Services Ltd.


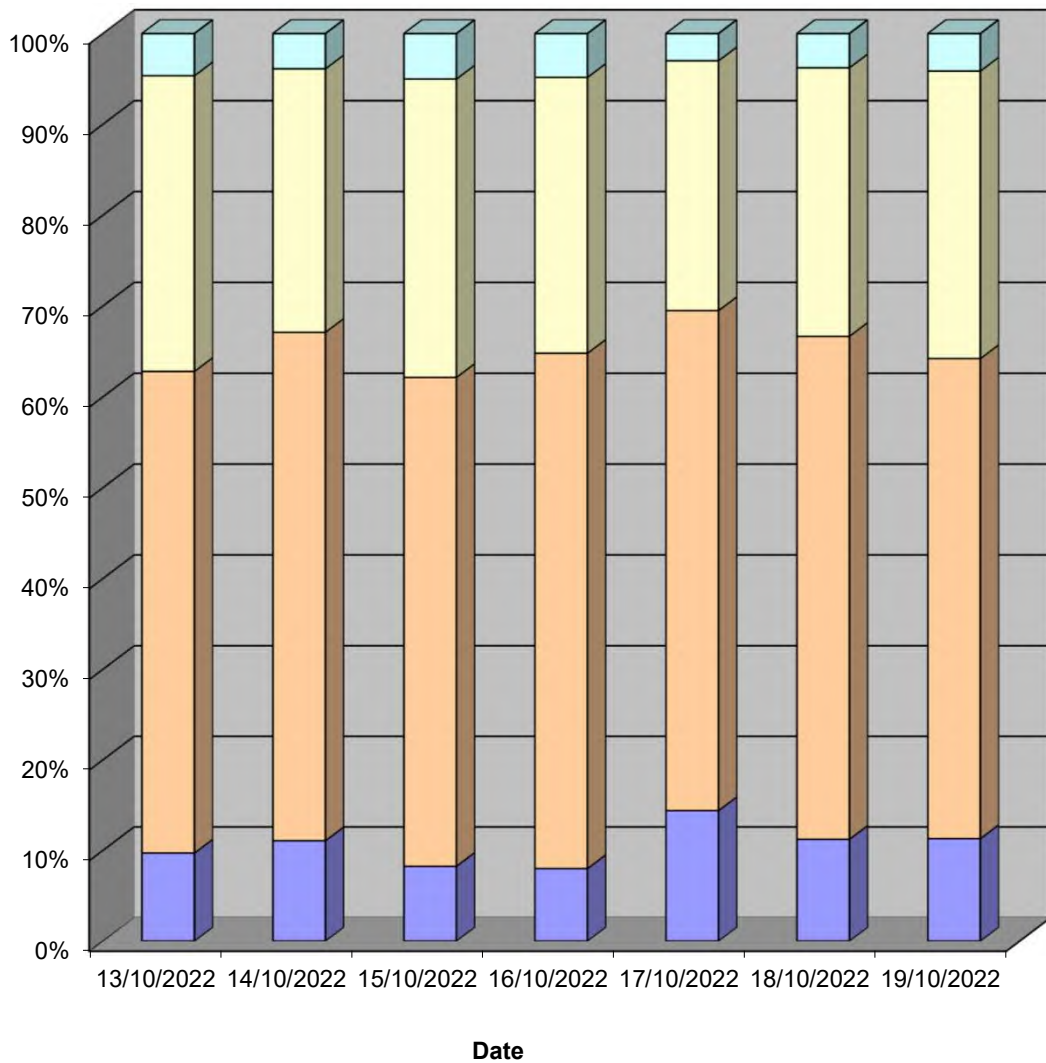
Channel 2 - Southwestbound

Speed Summary

Week 1

Speed (MPH)	13/10/2022 Thursday	14/10/2022 Friday	15/10/2022 Saturday	16/10/2022 Sunday	17/10/2022 Monday	18/10/2022 Tuesday	19/10/2022 Wednesday
0-40	373	449	238	251	568	445	450
40-50	2036	2270	1551	1779	2172	2193	2103
50-60	1248	1175	945	951	1084	1169	1258
60+	178	157	144	151	118	149	164
TOTAL	3835	4051	2878	3132	3942	3956	3975

Speed Summary (MPH)



Lincolnshire ATC 6, A1104

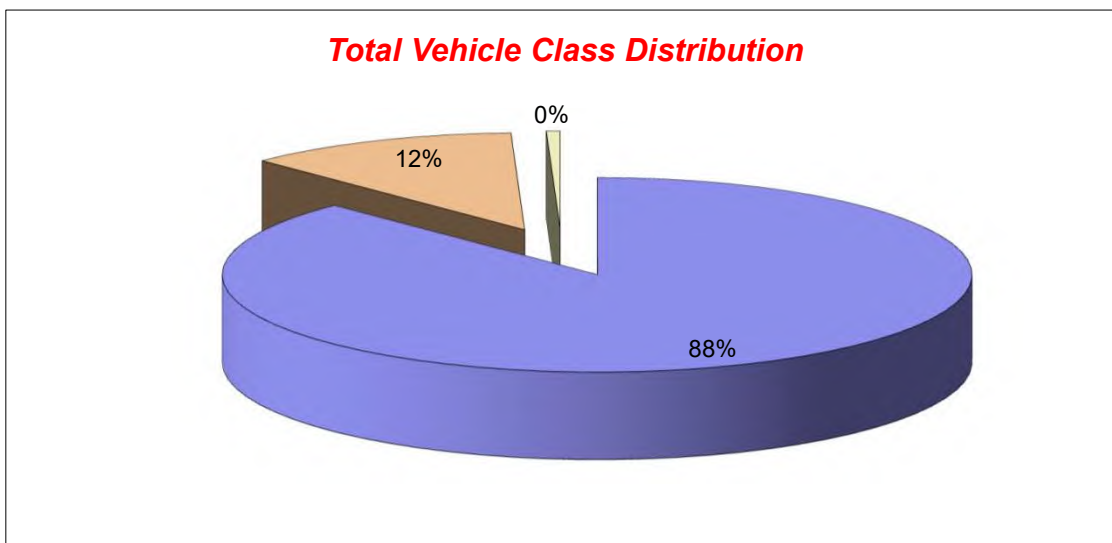
Produced by Road Data Services Ltd.

Channel 2 - Southwestbound

Vehicle Class

Week 1

Classes Day / Time	Car / LGV / Caravan - 1	OGV1 / Bus - 2,3,5,6,7,12	OGV2 - 4,8,9,10,11,13	TOTAL - 1-13
13/10/2022				
7-19	2787	524	27	3338
6-22	3068	592	29	3689
6-24	3098	595	29	3722
0-24	3187	617	31	3835
14/10/2022				
7-19	3048	482	20	3550
6-22	3355	531	23	3909
6-24	3395	535	24	3954
0-24	3472	555	24	4051
15/10/2022				
7-19	2286	189	8	2483
6-22	2515	214	8	2737
6-24	2572	216	8	2796
0-24	2638	232	8	2878
16/10/2022				
7-19	2656	196	14	2866
6-22	2817	212	15	3044
6-24	2843	216	15	3074
0-24	2892	225	15	3132
17/10/2022				
7-19	3029	401	15	3445
6-22	3285	450	15	3750
6-24	3308	452	15	3775
0-24	3459	467	16	3942
18/10/2022				
7-19	3008	424	28	3460
6-22	3306	486	34	3826
6-24	3329	489	34	3852
0-24	3418	504	34	3956
19/10/2022				
7-19	3143	372	21	3536
6-22	3379	413	23	3815
6-24	3423	418	23	3864
0-24	3515	437	23	3975
Average				
7-19	2851	370	19	3240
6-22	3104	414	21	3539
6-24	3138	417	21	3577
0-24	3226	434	22	3681



Lincolnshire ATC 7, B1449 Thurlby Road

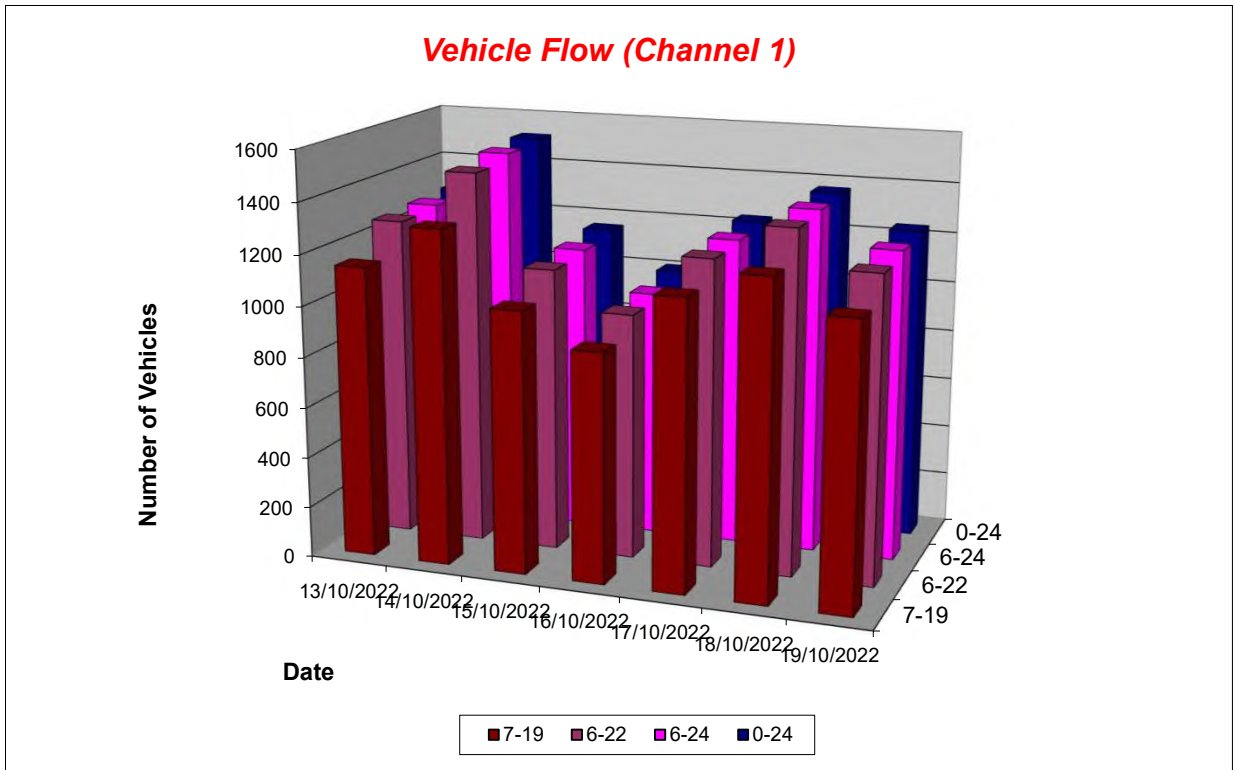
Produced by Road Data Services Ltd.

Channel 1 - Southeastbound

Vehicle Flow

Week 1

Hr Ending	13/10/2022 Thursday	14/10/2022 Friday	15/10/2022 Saturday	16/10/2022 Sunday	17/10/2022 Monday	18/10/2022 Tuesday	19/10/2022 Wednesday	Weekday Average	Average
1	3	2	10	9	1	1	4	2	4
2	1	0	2	3	1	0	1	1	1
3	0	0	1	2	0	1	1	0	1
4	0	0	0	5	0	0	1	0	1
5	1	0	2	1	3	1	0	1	1
6	5	11	4	4	7	5	6	7	6
7	25	23	13	15	14	20	17	20	18
8	60	60	29	19	64	73	70	65	54
9	112	98	46	31	98	108	104	104	85
10	80	116	60	52	91	78	78	89	79
11	70	64	101	90	82	91	77	77	82
12	88	94	123	104	80	100	116	96	101
13	99	99	108	136	106	114	81	100	106
14	88	99	109	106	85	106	103	96	99
15	114	126	116	84	101	101	88	106	104
16	130	168	97	82	139	152	121	142	127
17	114	151	112	81	103	120	102	118	112
18	118	153	74	62	118	112	103	121	106
19	75	89	57	55	67	80	67	76	70
20	43	75	35	21	27	41	39	45	40
21	23	47	22	23	25	25	21	28	27
22	27	14	18	9	11	28	17	19	18
23	8	13	10	6	5	7	11	9	9
24	2	14	6	4	4	4	10	7	6
7-19	1148	1317	1032	902	1134	1235	1110	1189	1125
6-22	1266	1476	1120	970	1211	1349	1204	1301	1228
6-24	1276	1503	1136	980	1220	1360	1225	1317	1243
0-24	1286	1516	1155	1004	1232	1368	1238	1328	1257



Lincolnshire ATC 7, B1449 Thurlby Road

Produced by Road Data Services Ltd.

Channel 1 - Southeastbound

Average Speed

Week 1

Hr Ending	13/10/2022 Thursday	14/10/2022 Friday	15/10/2022 Saturday	16/10/2022 Sunday	17/10/2022 Monday	18/10/2022 Tuesday	19/10/2022 Wednesday
1	49.6	42.5	45.8	47.6	48.4	48.9	45.4
2	42.3	-	46.9	40.8	44.9	-	46.6
3	-	-	64.0	38.0	-	40.4	47.7
4	-	-	-	36.4	-	-	38.0
5	43.9	-	37.8	54.7	47.1	48.7	-
6	46.3	44.1	42.5	43.1	46.2	42.8	41.4
7	45.5	44.3	45.2	45.5	42.9	41.4	44.0
8	44.1	44.7	41.5	41.6	43.9	40.6	44.3
9	43.7	41.9	43.8	40.8	42.5	40.8	43.1
10	41.8	42.4	43.4	44.3	41.5	42.8	43.1
11	40.9	41.2	40.1	42.7	42.2	38.3	41.0
12	39.9	41.8	40.4	41.9	40.8	41.2	39.9
13	40.5	41.4	41.8	43.2	41.2	41.0	42.0
14	41.5	40.6	41.2	43.5	42.0	41.1	40.6
15	40.0	42.3	41.1	41.1	39.9	41.4	40.3
16	42.6	42.4	41.1	41.6	41.7	43.1	40.7
17	43.7	42.2	43.0	43.7	43.2	44.6	41.9
18	45.0	44.4	43.8	44.6	44.4	42.9	44.3
19	41.7	43.0	45.2	45.8	44.3	43.1	43.3
20	43.4	42.9	47.3	44.7	44.1	44.4	44.9
21	44.0	44.5	45.5	44.2	51.3	48.6	44.1
22	47.8	44.4	45.9	44.2	48.1	47.4	46.0
23	47.8	45.4	46.0	48.1	50.4	43.9	46.2
24	44.5	48.6	50.7	47.2	46.2	50.6	42.5

10-12	40.3	41.5	40.2	42.3	41.5	39.8	40.3
14-16	41.4	42.4	41.1	41.3	41.0	42.4	40.5
0-24	42.5	42.6	42.4	43.1	42.6	42.2	42.2

Average (ALL)	42.5
Weekday Inter-Peak	41.2

Channel 1 - Southeastbound

85th Percentile

Hr Ending	13/10/2022 Thursday	14/10/2022 Friday	15/10/2022 Saturday	16/10/2022 Sunday	17/10/2022 Monday	18/10/2022 Tuesday	19/10/2022 Wednesday
1	64.6	42.8	52.8	54.9	-	-	48.5
2	-	-	53.8	41.3	-	-	-
3	-	-	-	41.9	-	-	-
4	-	-	-	39.5	-	-	-
5	-	-	43.9	-	51.9	-	-
6	52.7	47.0	49.5	53.6	52.9	49.5	49.4
7	52.6	53.3	50.2	51.7	50.8	53.0	51.1
8	51.0	53.2	51.0	51.6	50.8	47.8	52.1
9	51.2	49.3	51.1	48.7	48.6	48.3	49.6
10	50.1	49.3	50.2	52.0	48.4	50.1	49.2
11	47.9	46.9	47.6	48.8	47.9	46.5	48.8
12	47.8	48.2	46.9	48.0	48.2	47.4	46.8
13	46.7	49.1	47.6	49.4	47.4	48.0	48.5
14	49.2	45.9	47.8	51.7	48.9	46.6	48.6
15	46.9	48.5	49.1	48.5	47.6	47.3	48.0
16	49.5	48.4	50.0	50.5	48.4	50.3	47.5
17	50.6	49.5	49.4	51.2	50.4	51.4	48.9
18	53.1	50.8	51.2	52.3	51.2	48.6	50.3
19	51.9	48.9	51.2	52.8	50.5	50.5	50.3
20	50.1	49.1	54.7	51.3	50.4	52.6	52.8
21	52.0	51.3	52.1	51.4	62.2	57.2	50.8
22	54.5	49.3	52.3	48.4	57.1	55.6	53.4
23	57.3	54.0	52.4	58.8	55.6	50.0	55.5
24	47.0	56.1	57.2	51.5	48.2	59.6	47.8

10-12	47.8	47.7	47.2	48.4	48.1	47.2	47.6
14-16	48.4	48.5	49.5	49.5	48.2	49.2	47.7
0-24	50.3	49.4	49.8	50.6	49.8	49.5	49.5

85th %ile (ALL)	49.8
Weekday Inter-Peak	48.2

Lincolnshire ATC 7, B1449 Thurlby Road

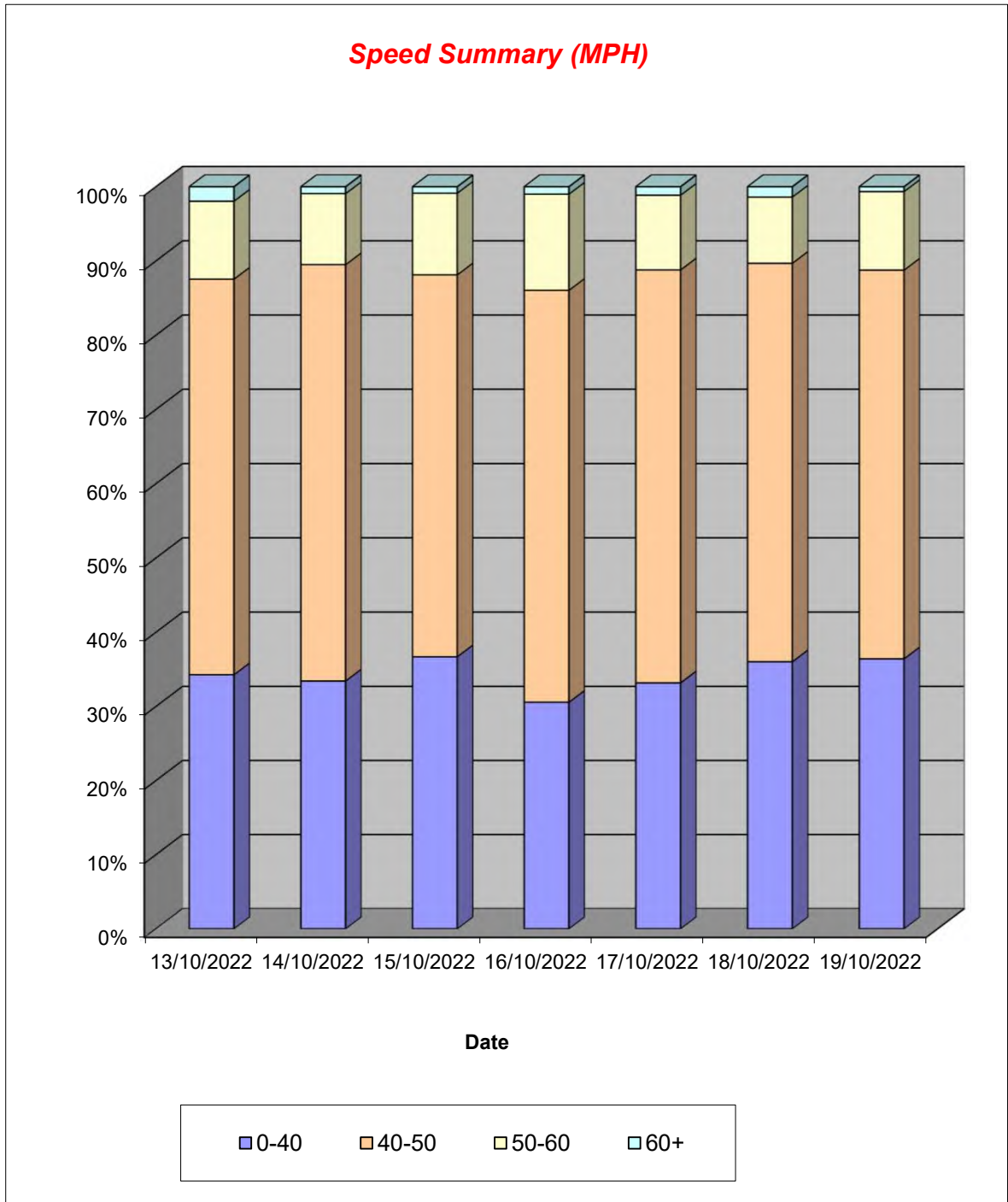
Produced by Road Data Services Ltd.

Channel 1 - Southeastbound

Speed Summary

Week 1

Speed (MPH)	13/10/2022 Thursday	14/10/2022 Friday	15/10/2022 Saturday	16/10/2022 Sunday	17/10/2022 Monday	18/10/2022 Tuesday	19/10/2022 Wednesday
0-40	441	507	424	307	409	493	451
40-50	685	850	594	557	685	734	648
50-60	135	145	127	130	124	122	131
60+	25	14	10	10	14	19	8
TOTAL	1286	1516	1155	1004	1232	1368	1238



Lincolnshire ATC 7, B1449 Thurlby Road

Produced by Road Data Services Ltd.

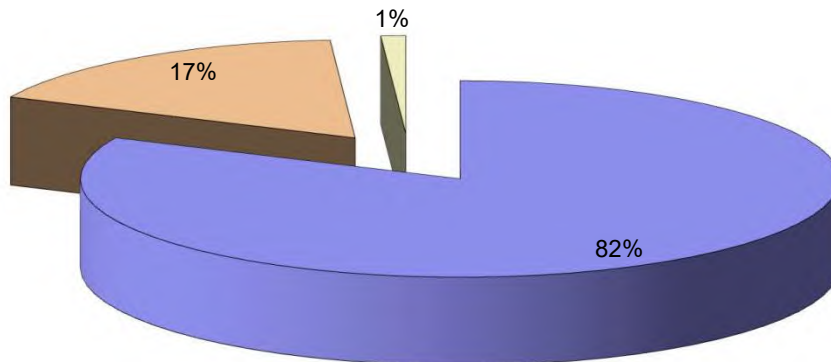
Channel 1 - Southeastbound

Vehicle Class

Week 1

Classes Day / Time	Car / LGV / Caravan - 1	OGV1 / Bus - 2,3,5,6,7,12	OGV2 - 4,8,9,10,11,13	TOTAL - 1-13
13/10/2022				
7-19	915	220	13	1148
6-22	1003	248	15	1266
6-24	1012	249	15	1276
0-24	1017	254	15	1286
14/10/2022				
7-19	1057	240	20	1317
6-22	1188	267	21	1476
6-24	1212	270	21	1503
0-24	1221	273	22	1516
15/10/2022				
7-19	912	118	2	1032
6-22	988	129	3	1120
6-24	1001	132	3	1136
0-24	1014	138	3	1155
16/10/2022				
7-19	794	104	4	902
6-22	851	114	5	970
6-24	860	115	5	980
0-24	880	119	5	1004
17/10/2022				
7-19	894	227	13	1134
6-22	964	233	14	1211
6-24	972	234	14	1220
0-24	980	238	14	1232
18/10/2022				
7-19	979	246	10	1235
6-22	1082	257	10	1349
6-24	1093	257	10	1360
0-24	1097	261	10	1368
19/10/2022				
7-19	884	202	24	1110
6-22	970	210	24	1204
6-24	985	216	24	1225
0-24	994	220	24	1238
Average				
7-19	919	194	12	1125
6-22	1007	208	13	1228
6-24	1019	210	13	1243
0-24	1029	215	13	1257

Total Vehicle Class Distribution



Lincolnshire ATC 7, B1449 Thurlby Road

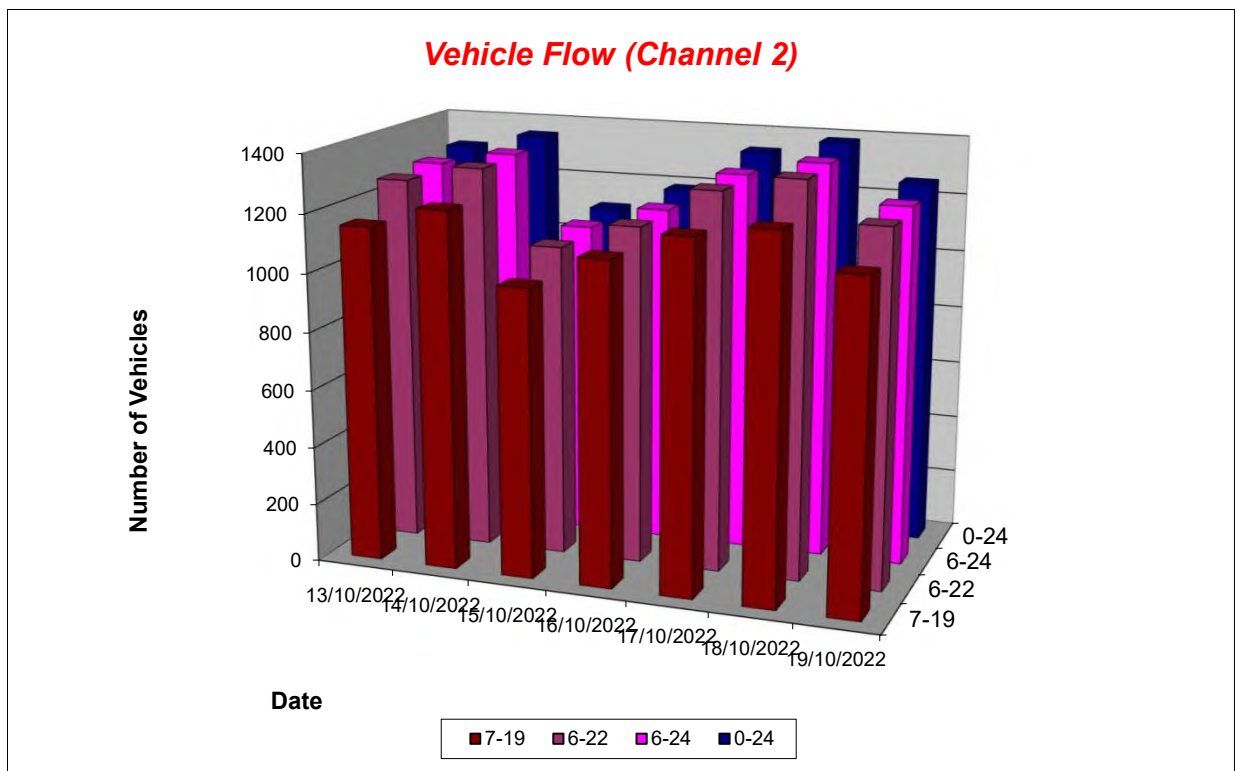
Produced by Road Data Services Ltd.

Channel 2 - Northwestbound

Vehicle Flow

Week 1

Hr Ending	13/10/2022 Thursday	14/10/2022 Friday	15/10/2022 Saturday	16/10/2022 Sunday	17/10/2022 Monday	18/10/2022 Tuesday	19/10/2022 Wednesday	Weekday Average	Average
1	1	3	4	6	4	1	2	2	3
2	1	0	3	5	1	1	2	1	2
3	0	1	0	2	2	0	0	1	1
4	2	0	2	0	4	1	1	2	1
5	4	4	3	2	5	1	5	4	3
6	12	16	3	5	16	22	17	17	13
7	42	35	19	8	49	44	41	42	34
8	87	78	44	21	79	89	76	82	68
9	151	157	61	43	157	142	155	152	124
10	92	95	73	84	84	112	84	93	89
11	91	110	108	119	119	99	80	100	104
12	91	105	131	123	108	104	80	98	106
13	100	77	92	134	67	88	86	84	92
14	96	95	89	99	108	111	102	102	100
15	102	117	115	125	106	135	110	114	116
16	129	143	92	108	155	135	128	138	127
17	94	109	77	114	92	92	107	99	98
18	69	75	65	81	71	83	65	73	73
19	52	66	45	55	52	48	45	53	52
20	33	30	27	23	32	41	23	32	30
21	22	18	18	14	9	15	19	17	16
22	13	10	15	8	7	11	15	11	11
23	9	5	10	5	6	6	12	8	8
24	6	1	7	2	2	2	3	3	3
7-19	1154	1227	992	1106	1198	1238	1118	1187	1148
6-22	1264	1320	1071	1159	1295	1349	1216	1289	1239
6-24	1279	1326	1088	1166	1303	1357	1231	1299	1250
0-24	1299	1350	1103	1186	1335	1383	1258	1325	1273



Lincolnshire ATC 7, B1449 Thurlby Road

Produced by Road Data Services Ltd.

Channel 2 - Northwestbound

Average Speed

Week 1

Hr Ending	13/10/2022 Thursday	14/10/2022 Friday	15/10/2022 Saturday	16/10/2022 Sunday	17/10/2022 Monday	18/10/2022 Tuesday	19/10/2022 Wednesday
1	39.2	37.3	43.8	47.3	38.7	62.7	41.5
2	35.2	-	38.6	43.5	49.5	66.5	49.0
3	-	49.7	-	38.5	43.8	-	-
4	51.8	-	51.2	-	47.8	52.5	40.8
5	47.6	43.5	43.2	47.0	44.0	42.6	43.0
6	43.7	44.4	47.8	45.1	44.7	42.6	45.4
7	44.3	43.2	39.5	41.7	45.0	44.5	44.0
8	43.1	43.2	40.9	42.3	42.4	43.4	42.9
9	40.6	42.3	43.3	41.2	42.6	42.3	41.4
10	39.2	40.7	41.0	42.1	41.4	37.9	41.2
11	40.0	40.4	38.7	40.8	39.3	39.9	39.1
12	39.6	39.7	38.5	39.0	39.5	40.7	41.7
13	40.5	40.7	42.5	40.4	40.6	40.5	40.6
14	39.0	39.8	40.1	40.7	40.5	39.5	39.8
15	41.2	42.1	40.7	40.1	40.7	41.1	41.8
16	41.2	42.1	42.6	39.9	41.6	42.1	40.6
17	42.8	42.3	43.5	42.0	43.7	42.6	44.2
18	42.5	44.4	42.9	44.3	43.7	43.0	44.4
19	43.5	44.8	43.8	44.9	44.3	43.9	43.6
20	42.5	42.4	43.7	44.6	44.4	44.9	47.8
21	44.0	44.4	47.0	43.4	44.9	44.4	42.9
22	44.9	45.7	38.5	36.8	43.4	43.0	46.4
23	43.4	45.1	45.6	43.2	39.6	39.6	46.9
24	52.2	58.1	46.1	64.6	36.2	52.2	41.9

10-12	39.8	40.1	38.6	39.9	39.4	40.3	40.4
14-16	41.2	42.1	41.6	40.0	41.3	41.6	41.2
0-24	41.3	41.9	41.4	41.3	41.8	41.6	42.0

Average (ALL)	41.6
Weekday Inter-Peak	40.8

Channel 2 - Northwestbound

85th Percentile

Hr Ending	13/10/2022 Thursday	14/10/2022 Friday	15/10/2022 Saturday	16/10/2022 Sunday	17/10/2022 Monday	18/10/2022 Tuesday	19/10/2022 Wednesday
1	-	46.0	49.6	58.5	43.3	-	42.3
2	-	-	45.8	48.6	-	-	58.1
3	-	-	-	41.2	51.2	-	-
4	52.5	-	52.5	-	53.1	-	-
5	49.5	47.6	48.8	51.4	51.6	-	49.8
6	53.4	53.1	56.7	50.8	50.1	50.8	52.1
7	50.2	51.3	47.5	47.9	50.6	53.3	49.8
8	49.8	50.8	48.4	49.8	50.1	49.9	50.0
9	48.0	47.7	48.8	49.0	48.7	49.4	49.2
10	45.5	47.3	47.3	49.7	47.6	45.1	48.8
11	45.9	48.4	44.7	46.9	45.6	45.6	45.5
12	47.3	46.7	45.1	45.3	45.4	46.4	47.5
13	48.4	47.1	49.5	46.6	46.8	45.7	47.2
14	47.3	47.1	45.6	48.5	47.3	45.2	47.6
15	46.8	48.4	47.1	46.5	47.6	46.8	47.4
16	49.0	48.1	48.4	46.2	48.0	49.6	47.3
17	50.1	48.5	49.8	48.7	50.9	49.8	50.8
18	50.8	52.0	49.5	52.2	51.1	49.0	51.9
19	54.3	52.7	50.4	50.7	49.2	50.5	51.2
20	49.9	49.2	51.6	51.2	54.4	52.2	58.5
21	53.4	50.9	56.8	52.3	54.8	52.1	49.6
22	57.3	51.9	46.1	42.2	47.3	52.1	53.8
23	49.3	55.6	52.9	48.5	43.4	45.2	55.4
24	61.1	-	53.2	78.5	41.4	56.2	54.2

10-12	46.7	47.6	44.9	46.2	45.5	46.1	46.6
14-16	48.1	48.2	47.8	46.3	47.9	48.3	47.4
0-24	49.0	48.9	48.3	48.4	48.6	48.5	49.3

85th %ile (ALL)	48.7
Weekday Inter-Peak	47.4

Lincolnshire ATC 7, B1449 Thurlby Road

Produced by Road Data Services Ltd.

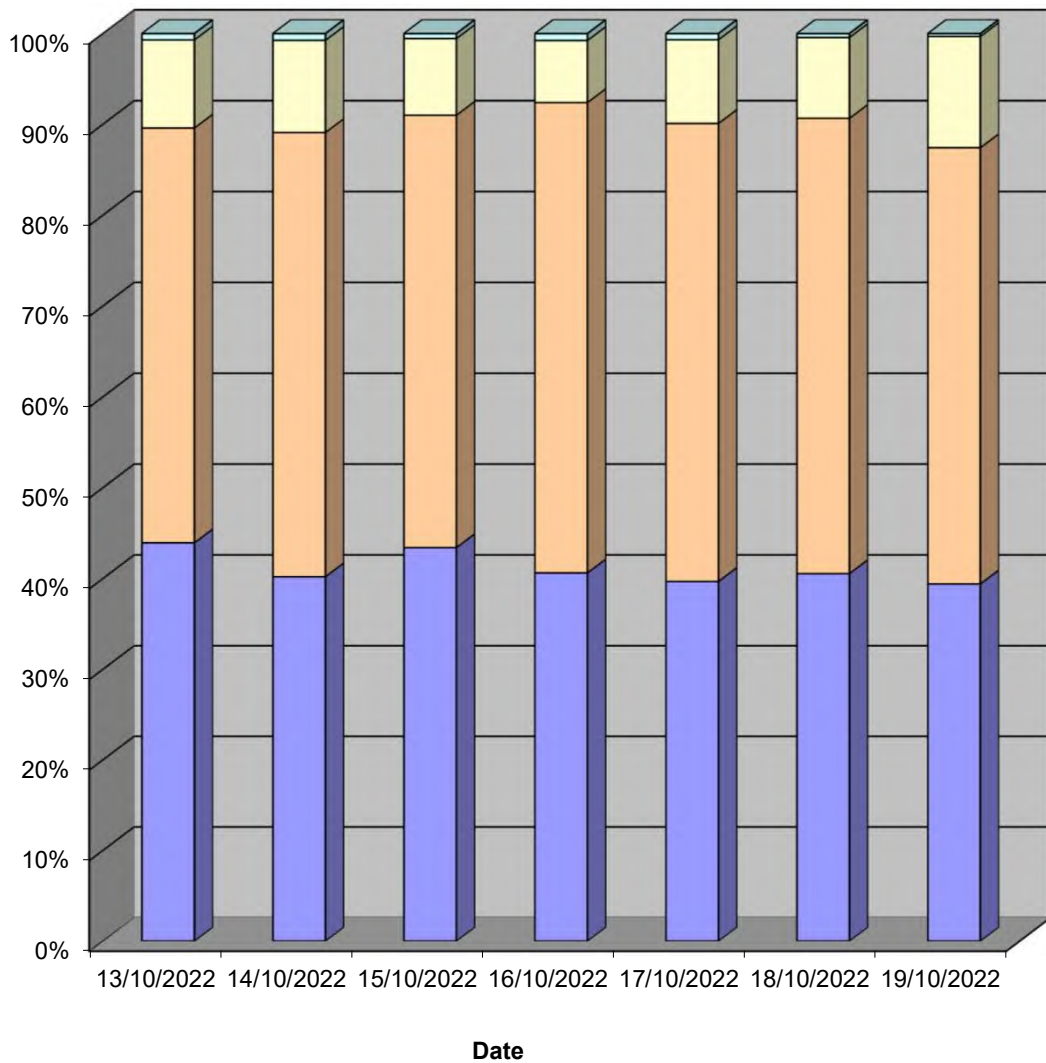
Channel 2 - Northwestbound

Speed Summary

Week 1

Speed (MPH)	13/10/2022 Thursday	14/10/2022 Friday	15/10/2022 Saturday	16/10/2022 Sunday	17/10/2022 Monday	18/10/2022 Tuesday	19/10/2022 Wednesday
0-40	571	543	479	482	530	561	496
40-50	593	660	525	614	673	693	604
50-60	126	137	93	81	123	123	154
60+	9	10	6	9	9	6	4
TOTAL	1299	1350	1103	1186	1335	1383	1258

Speed Summary (MPH)



Lincolnshire ATC 7, B1449 Thurlby Road

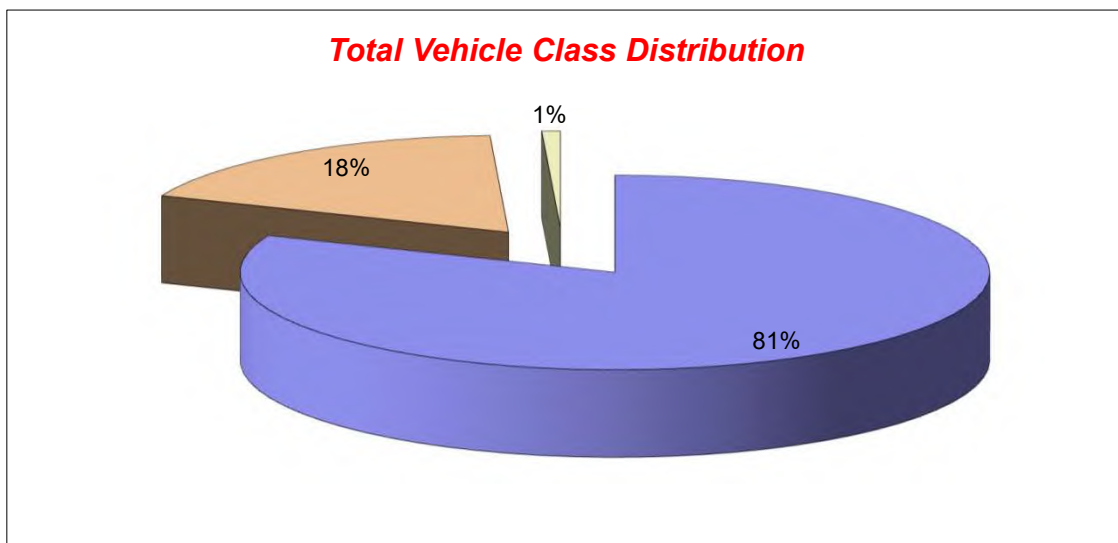
Produced by Road Data Services Ltd.

Channel 2 - Northwestbound

Vehicle Class

Week 1

Classes Day / Time	Car / LGV / Caravan - 1	OGV1 / Bus - 2,3,5,6,7,12	OGV2 - 4,8,9,10,11,13	TOTAL - 1-13
13/10/2022				
7-19	904	238	12	1154
6-22	986	264	14	1264
6-24	999	266	14	1279
0-24	1015	270	14	1299
14/10/2022				
7-19	974	235	18	1227
6-22	1056	244	20	1320
6-24	1060	246	20	1326
0-24	1081	249	20	1350
15/10/2022				
7-19	860	131	1	992
6-22	929	141	1	1071
6-24	946	141	1	1088
0-24	960	142	1	1103
16/10/2022				
7-19	959	144	3	1106
6-22	1000	155	4	1159
6-24	1006	156	4	1166
0-24	1024	158	4	1186
17/10/2022				
7-19	958	232	8	1198
6-22	1034	252	9	1295
6-24	1041	253	9	1303
0-24	1065	261	9	1335
18/10/2022				
7-19	980	248	10	1238
6-22	1063	275	11	1349
6-24	1071	275	11	1357
0-24	1092	280	11	1383
19/10/2022				
7-19	884	223	11	1118
6-22	965	239	12	1216
6-24	977	242	12	1231
0-24	998	248	12	1258
Average				
7-19	931	207	9	1148
6-22	1005	224	10	1239
6-24	1014	226	10	1250
0-24	1034	230	10	1273



Lincolnshire ATC 8, B1449 Long Lane

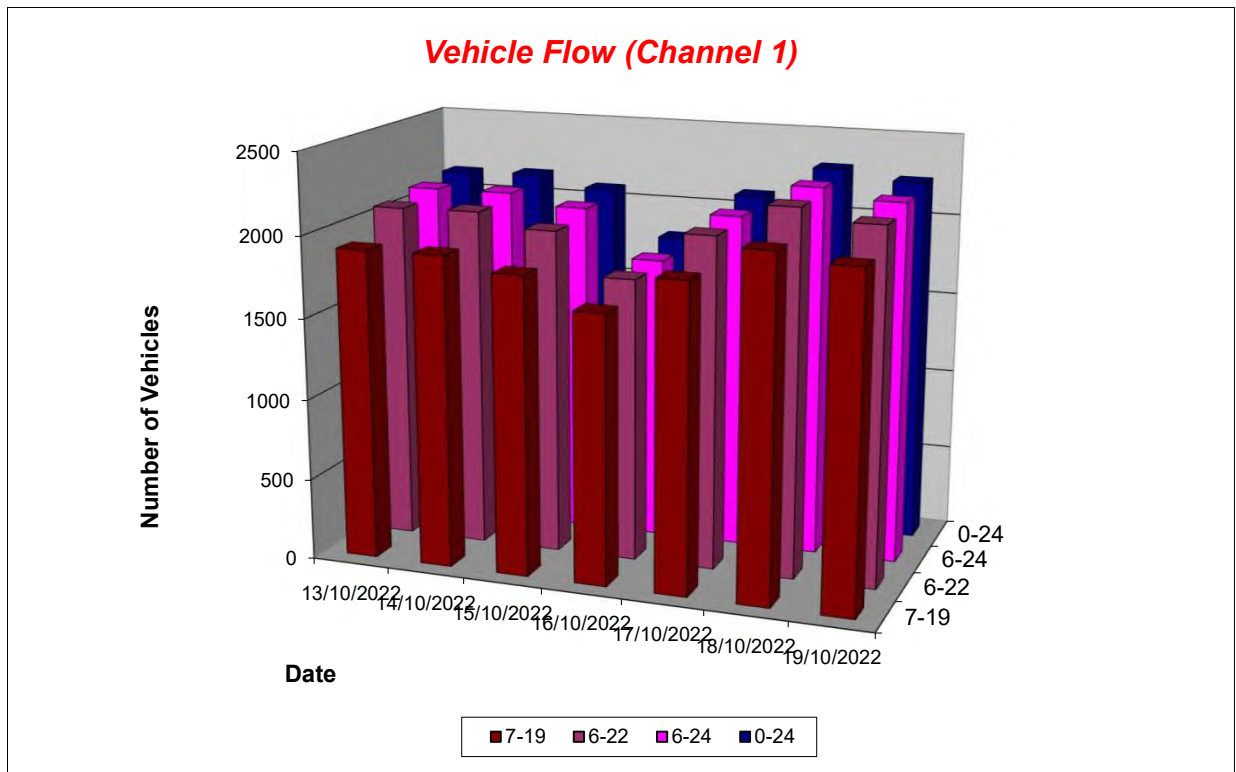
Produced by Road Data Services Ltd.

Channel 1 - Southeastbound

Vehicle Flow

Week 1

Hr Ending	13/10/2022 Thursday	14/10/2022 Friday	15/10/2022 Saturday	16/10/2022 Sunday	17/10/2022 Monday	18/10/2022 Tuesday	19/10/2022 Wednesday	Weekday Average	Average
1	4	3	10	14	7	4	8	5	7
2	3	2	6	12	2	3	2	2	4
3	0	6	2	5	1	0	0	1	2
4	1	1	6	3	2	0	1	1	2
5	3	4	3	3	5	0	4	3	3
6	15	20	7	6	21	22	19	19	16
7	45	39	21	11	48	39	41	42	35
8	103	95	49	22	94	107	91	98	80
9	198	185	78	62	176	200	180	188	154
10	113	106	113	114	129	126	121	119	117
11	180	147	191	170	167	162	168	165	169
12	182	179	209	185	166	202	160	178	183
13	159	172	179	213	165	178	163	167	176
14	176	174	190	182	172	203	193	184	184
15	189	192	212	190	189	220	217	201	201
16	220	215	201	166	218	223	240	223	212
17	170	187	176	157	162	184	221	185	180
18	146	159	136	108	154	170	172	160	149
19	73	104	99	80	88	108	105	96	94
20	58	58	67	34	52	57	40	53	52
21	35	39	36	26	29	36	28	33	33
22	26	31	42	22	30	23	29	28	29
23	24	23	37	5	17	18	27	22	22
24	13	9	13	8	6	12	13	11	11
7-19	1909	1915	1833	1649	1880	2083	2031	1964	1900
6-22	2073	2082	1999	1742	2039	2238	2169	2120	2049
6-24	2110	2114	2049	1755	2062	2268	2209	2153	2081
0-24	2136	2150	2083	1798	2100	2297	2243	2185	2115



Lincolnshire ATC 8, B1449 Long Lane

Produced by Road Data Services Ltd.

Channel 1 - Southeastbound

Average Speed

Week 1

Hr Ending	13/10/2022 Thursday	14/10/2022 Friday	15/10/2022 Saturday	16/10/2022 Sunday	17/10/2022 Monday	18/10/2022 Tuesday	19/10/2022 Wednesday
1	48.2	38.7	47.4	49.0	42.0	47.9	46.8
2	41.2	44.5	49.5	48.7	39.8	49.1	39.1
3	-	46.8	45.8	41.9	46.5	-	-
4	47.4	55.9	43.2	28.0	44.4	-	39.9
5	40.3	45.9	46.8	40.6	43.7	-	45.0
6	46.2	47.4	47.7	43.2	44.2	45.6	43.8
7	44.7	42.6	42.1	42.1	43.0	44.0	44.6
8	42.1	44.2	43.1	42.0	42.7	42.8	43.5
9	41.3	43.0	41.9	41.7	41.1	40.6	42.9
10	41.1	41.2	42.1	40.5	40.3	40.3	41.2
11	40.1	40.8	39.1	39.8	38.7	40.1	39.7
12	40.4	40.7	39.5	40.6	38.3	39.0	41.0
13	39.9	40.4	41.9	40.4	40.3	40.6	40.8
14	41.1	40.6	41.0	39.9	40.8	40.4	39.6
15	42.6	40.8	42.0	43.0	40.7	41.2	41.7
16	41.7	42.3	42.8	41.3	41.3	41.0	41.8
17	42.5	41.6	42.5	42.3	41.1	41.8	41.4
18	43.6	42.9	42.3	44.7	41.7	43.0	43.0
19	43.3	40.6	43.1	43.5	43.0	41.5	42.4
20	44.8	41.0	41.5	43.3	41.9	43.7	42.3
21	44.0	41.9	44.1	45.6	45.7	42.2	46.3
22	46.2	43.2	42.4	45.2	42.0	45.7	47.0
23	48.0	44.0	44.3	45.3	46.5	46.1	45.1
24	50.7	43.3	41.9	48.6	45.7	48.2	47.8

10-12	40.2	40.7	39.3	40.2	38.5	39.5	40.3
14-16	42.1	41.5	42.4	42.2	41.0	41.1	41.8
0-24	41.9	41.7	41.8	41.7	41.0	41.3	41.8

Average (ALL)	41.6
Weekday Inter-Peak	40.8

Channel 1 - Southeastbound

85th Percentile

Hr Ending	13/10/2022 Thursday	14/10/2022 Friday	15/10/2022 Saturday	16/10/2022 Sunday	17/10/2022 Monday	18/10/2022 Tuesday	19/10/2022 Wednesday
1	55.7	41.2	53.7	60.1	46.2	62.9	51.7
2	44.4	49.8	59.3	59.8	41.8	57.5	46.6
3	-	59.3	49.1	46.4	-	-	-
4	-	-	49.9	39.0	50.7	-	-
5	44.2	49.7	49.2	44.7	49.4	-	53.3
6	53.8	55.3	55.6	47.4	52.1	54.4	50.6
7	50.7	48.9	49.7	49.8	49.7	51.0	50.7
8	47.3	51.4	51.6	54.4	49.1	50.1	51.3
9	47.9	48.0	48.0	48.5	46.6	47.0	48.7
10	47.9	49.9	48.5	47.9	46.3	46.6	47.8
11	46.8	47.4	45.9	45.5	44.6	46.1	45.8
12	46.3	46.7	44.6	47.6	45.3	45.8	46.1
13	46.4	47.1	48.7	47.2	46.5	46.8	46.7
14	47.1	46.3	47.2	46.0	46.9	47.1	46.4
15	48.2	46.4	48.6	50.2	46.8	48.0	47.7
16	48.5	48.1	47.9	48.2	47.4	47.8	47.3
17	48.5	46.6	50.0	49.1	47.2	47.7	48.1
18	49.0	50.5	48.6	52.9	47.8	49.6	49.7
19	50.5	46.6	49.3	49.9	49.1	48.3	50.1
20	52.4	47.9	48.1	51.8	48.2	51.3	48.9
21	51.6	49.6	51.5	56.7	52.1	50.3	55.4
22	57.0	49.9	48.9	52.3	50.7	53.0	55.5
23	56.0	51.5	49.9	51.0	55.3	52.3	51.5
24	55.8	53.4	45.9	58.6	53.3	58.4	55.0

10-12	46.5	47.0	45.3	46.6	44.9	45.9	46.0
14-16	48.4	47.3	48.3	49.3	47.1	47.9	47.6
0-24	48.5	48.2	48.4	49.1	47.4	48.2	48.4

85th %ile (ALL)	48.3
Weekday Inter-Peak	47.1

Lincolnshire ATC 8, B1449 Long Lane

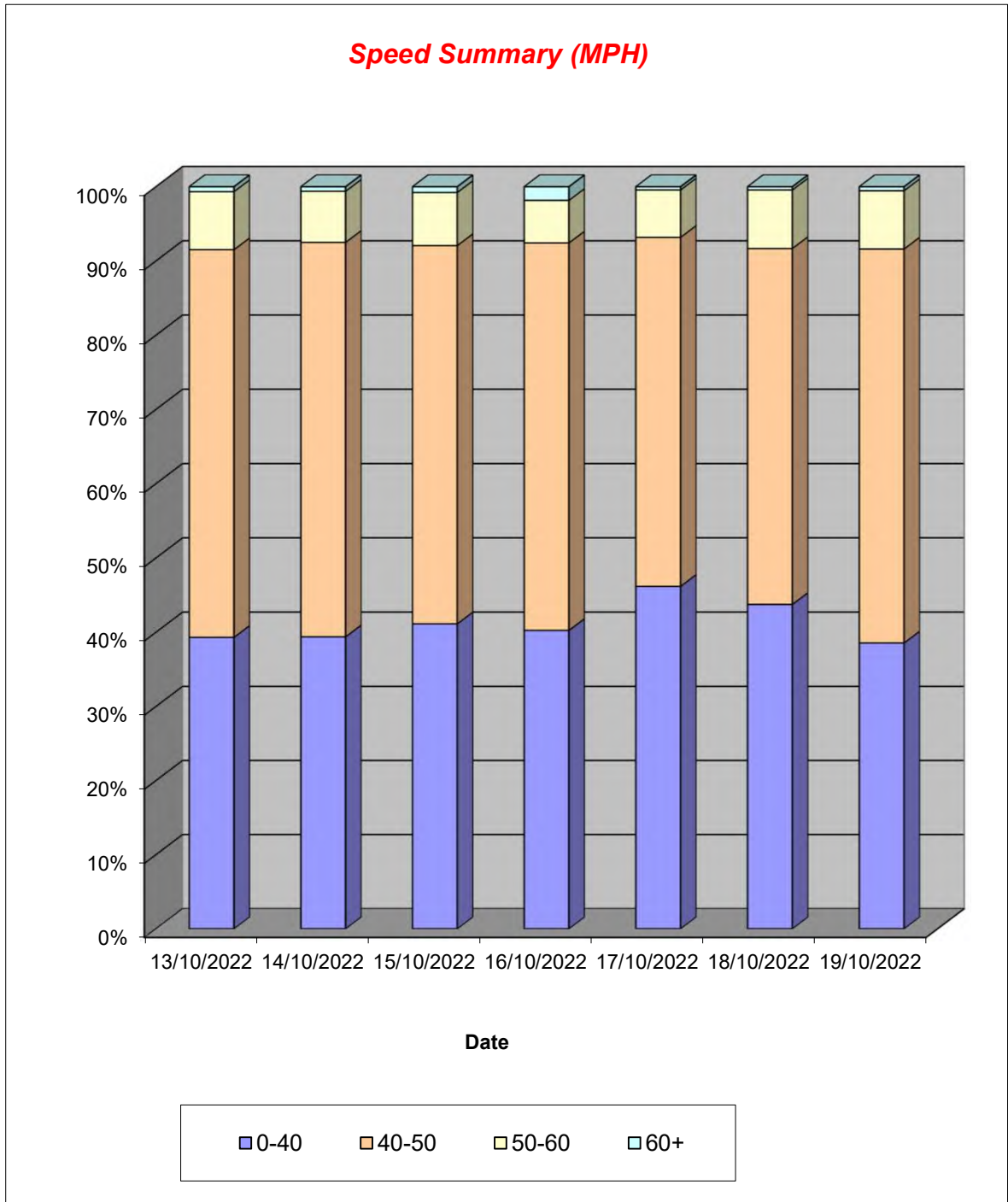
Produced by Road Data Services Ltd.

Channel 1 - Southeastbound

Speed Summary

Week 1

Speed (MPH)	13/10/2022 Thursday	14/10/2022 Friday	15/10/2022 Saturday	16/10/2022 Sunday	17/10/2022 Monday	18/10/2022 Tuesday	19/10/2022 Wednesday
0-40	840	847	857	724	970	1005	865
40-50	1115	1142	1061	938	987	1101	1190
50-60	167	148	149	103	134	181	176
60+	14	13	16	33	9	10	12
TOTAL	2136	2150	2083	1798	2100	2297	2243



Lincolnshire ATC 8, B1449 Long Lane

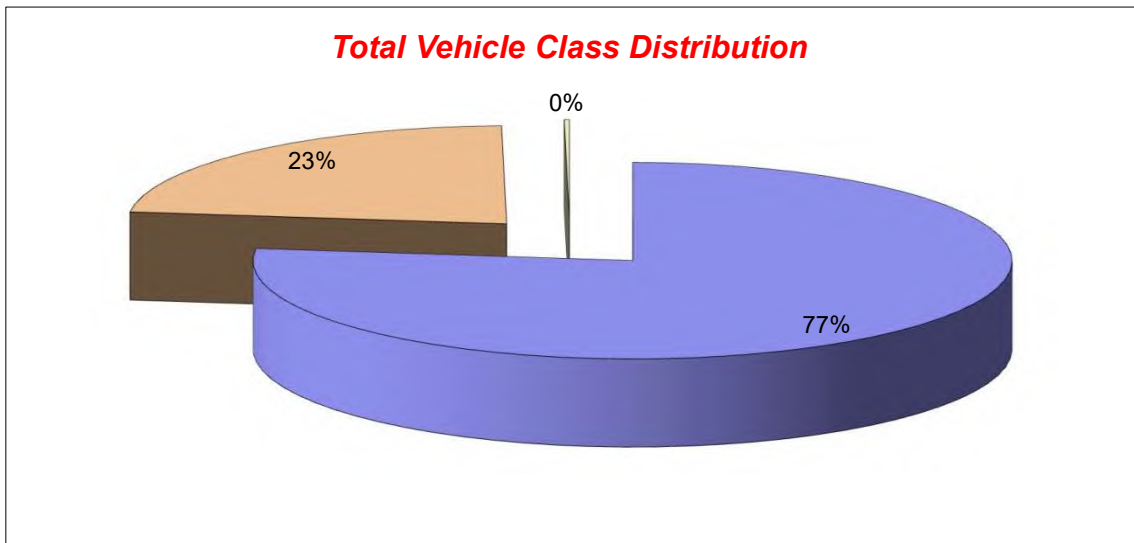
Produced by Road Data Services Ltd.

Channel 1 - Southeastbound

Vehicle Class

Week 1

Classes Day / Time	Car / LGV / Caravan - 1	OGV1 / Bus - 2,3,5,6,7,12	OGV2 - 4,8,9,10,11,13	TOTAL - 1-13
13/10/2022				
7-19	1435	471	3	1909
6-22	1557	512	4	2073
6-24	1583	523	4	2110
0-24	1599	532	5	2136
14/10/2022				
7-19	1440	472	3	1915
6-22	1570	509	3	2082
6-24	1592	519	3	2114
0-24	1616	531	3	2150
15/10/2022				
7-19	1486	345	2	1833
6-22	1617	379	3	1999
6-24	1657	389	3	2049
0-24	1685	395	3	2083
16/10/2022				
7-19	1358	286	5	1649
6-22	1429	308	5	1742
6-24	1439	311	5	1755
0-24	1472	321	5	1798
17/10/2022				
7-19	1436	441	3	1880
6-22	1556	479	4	2039
6-24	1577	481	4	2062
0-24	1605	491	4	2100
18/10/2022				
7-19	1582	495	6	2083
6-22	1696	535	7	2238
6-24	1720	541	7	2268
0-24	1744	546	7	2297
19/10/2022				
7-19	1515	511	5	2031
6-22	1615	549	5	2169
6-24	1647	557	5	2209
0-24	1674	564	5	2243
Average				
7-19	1465	432	4	1900
6-22	1577	467	4	2049
6-24	1602	474	4	2081
0-24	1628	483	5	2115



Lincolnshire ATC 8, B1449 Long Lane

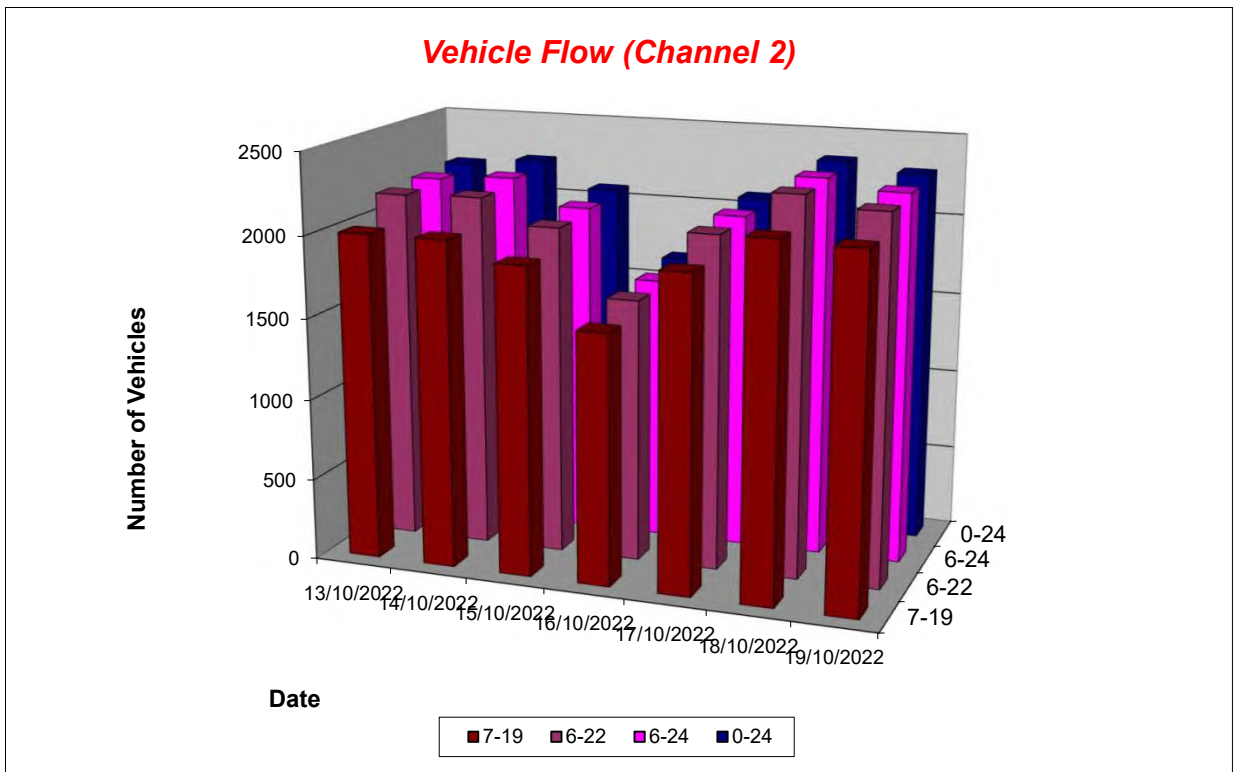
Produced by Road Data Services Ltd.

Channel 2 - Northwestbound

Vehicle Flow

Week 1

Hr Ending	13/10/2022 Thursday	14/10/2022 Friday	15/10/2022 Saturday	16/10/2022 Sunday	17/10/2022 Monday	18/10/2022 Tuesday	19/10/2022 Wednesday	Weekday Average	Average
1	4	6	7	10	2	0	5	3	5
2	3	1	4	5	1	0	0	1	2
3	0	1	2	3	2	2	0	1	1
4	0	2	1	3	1	1	3	1	2
5	3	5	5	5	3	1	6	4	4
6	11	16	10	11	13	15	13	14	13
7	42	37	22	15	38	37	34	38	32
8	107	122	61	48	112	116	110	113	97
9	186	177	100	83	171	195	231	192	163
10	169	200	150	148	166	184	161	176	168
11	157	152	183	143	197	193	226	185	179
12	188	171	232	187	187	214	247	201	204
13	188	179	201	178	188	172	187	183	185
14	164	160	204	160	168	191	170	171	174
15	190	194	195	169	162	205	198	190	188
16	226	182	165	153	187	222	224	208	194
17	185	200	164	106	154	189	155	177	165
18	155	164	132	94	150	170	131	154	142
19	91	105	104	66	83	100	92	94	92
20	53	72	46	31	38	48	39	50	47
21	27	37	34	22	27	37	23	30	30
22	28	17	26	12	19	38	17	24	22
23	11	24	20	6	11	10	15	14	14
24	7	14	10	5	5	4	7	7	7
7-19	2006	2006	1891	1535	1925	2151	2132	2044	1949
6-22	2156	2169	2019	1615	2047	2311	2245	2186	2080
6-24	2174	2207	2049	1626	2063	2325	2267	2207	2102
0-24	2195	2238	2078	1663	2085	2344	2294	2231	2128



Lincolnshire ATC 8, B1449 Long Lane

Produced by Road Data Services Ltd.

Channel 2 - Northwestbound

Average Speed

Week 1

Hr Ending	13/10/2022 Thursday	14/10/2022 Friday	15/10/2022 Saturday	16/10/2022 Sunday	17/10/2022 Monday	18/10/2022 Tuesday	19/10/2022 Wednesday
1	42.8	41.8	39.3	42.6	36.9	-	40.5
2	37.1	35.6	40.2	40.7	43.3	-	-
3	-	49.4	48.7	36.1	40.0	38.0	-
4	-	35.2	42.1	38.6	39.9	36.4	37.9
5	41.7	39.8	35.5	36.7	38.7	34.8	32.9
6	39.6	40.1	39.5	39.3	39.5	40.3	40.5
7	39.6	39.8	40.0	39.4	39.3	40.2	38.7
8	39.3	38.9	37.7	39.0	38.5	39.6	39.5
9	39.9	39.6	38.9	38.9	39.1	38.9	38.6
10	37.2	39.5	39.1	38.9	37.7	39.0	38.2
11	38.0	38.2	38.3	38.3	37.3	37.5	37.0
12	37.7	37.6	38.1	39.5	37.5	37.7	37.4
13	38.6	38.2	39.3	39.9	38.7	38.2	38.6
14	39.0	37.7	38.4	39.9	39.5	37.7	38.3
15	38.8	39.4	40.1	39.6	39.8	38.0	38.7
16	39.3	39.6	38.9	39.2	38.7	39.2	38.5
17	39.1	38.6	39.5	39.1	38.8	39.8	39.0
18	39.2	40.0	38.7	40.2	39.7	38.0	40.3
19	39.8	38.5	38.9	39.5	40.0	37.8	37.4
20	39.7	38.6	40.0	37.8	39.9	41.4	41.7
21	41.4	40.3	39.1	38.9	41.6	39.7	40.2
22	39.6	39.7	40.3	43.2	41.3	40.6	39.8
23	44.7	39.5	40.2	42.3	39.8	41.2	42.1
24	38.6	42.7	40.3	41.6	40.6	41.4	38.3

10-12	37.8	37.9	38.2	39.0	37.4	37.6	37.2
14-16	39.1	39.5	39.5	39.4	39.2	38.6	38.6
0-24	38.9	38.9	39.0	39.4	38.8	38.6	38.5

Average (ALL)	38.9
Weekday Inter-Peak	38.3

Channel 2 - Northwestbound

85th Percentile

Hr Ending	13/10/2022 Thursday	14/10/2022 Friday	15/10/2022 Saturday	16/10/2022 Sunday	17/10/2022 Monday	18/10/2022 Tuesday	19/10/2022 Wednesday
1	47.2	46.7	46.0	48.5	41.2	-	43.6
2	40.4	-	48.6	48.8	-	-	-
3	-	-	59.9	41.5	42.6	39.0	-
4	-	35.9	-	43.1	-	-	39.2
5	44.4	43.0	44.1	38.4	40.5	-	45.8
6	43.5	44.7	44.6	44.9	45.7	45.9	46.3
7	45.1	45.2	45.4	44.3	45.2	46.7	44.7
8	44.9	45.1	43.8	44.6	43.7	45.3	44.4
9	45.6	44.4	43.9	45.6	44.9	43.9	44.7
10	42.1	44.7	43.9	45.5	42.5	43.8	44.1
11	42.6	44.2	44.4	44.6	43.2	43.2	42.1
12	43.3	43.6	42.5	44.8	42.4	42.8	42.5
13	44.0	43.2	43.3	45.9	43.2	44.4	43.8
14	44.6	42.6	42.7	45.3	44.9	42.5	44.5
15	43.6	44.2	45.2	45.5	46.0	44.8	44.1
16	44.8	45.3	44.6	44.3	43.8	44.6	44.0
17	44.9	44.4	45.4	44.0	44.2	45.6	44.3
18	46.1	45.3	44.9	46.3	45.2	43.5	45.5
19	47.0	43.8	44.4	46.2	45.7	43.9	43.0
20	46.2	45.7	47.1	42.9	46.2	47.5	47.6
21	48.2	47.5	44.0	43.9	49.7	45.0	44.6
22	45.2	45.1	45.6	48.2	47.8	47.7	45.3
23	52.8	48.2	45.0	44.8	46.1	49.1	51.5
24	45.2	50.3	43.6	49.3	50.8	59.4	48.2

10-12	43.0	43.9	43.4	44.8	42.8	42.9	42.3
14-16	44.3	44.8	44.9	44.9	44.8	44.7	44.1
0-24	44.6	44.5	44.3	45.3	44.4	44.3	44.2

85th %ile (ALL)	44.5
Weekday Inter-Peak	43.8

Lincolnshire ATC 8, B1449 Long Lane

Produced by Road Data Services Ltd.

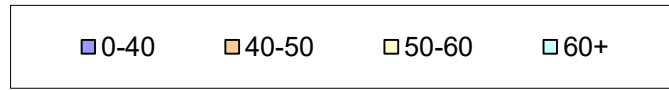
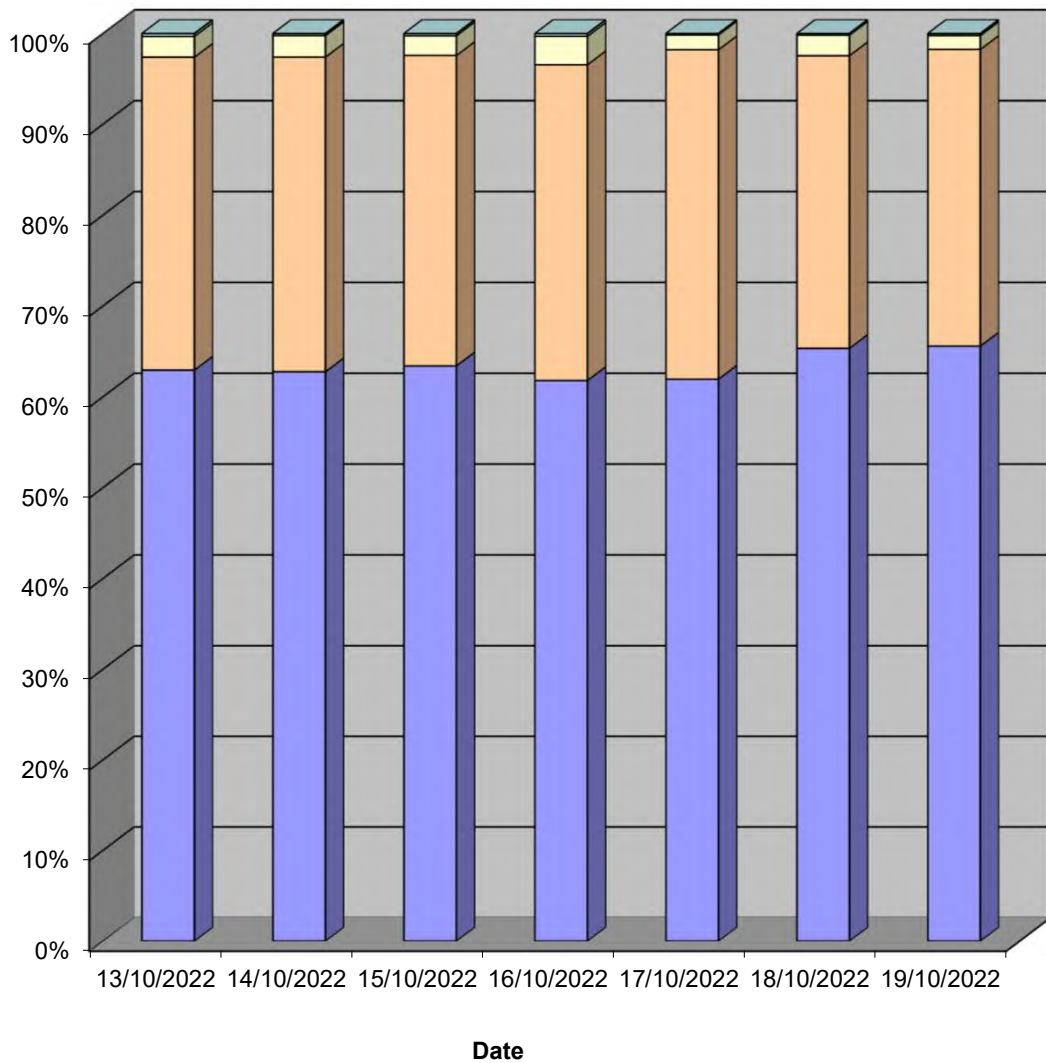
Channel 2 - Northwestbound

Speed Summary

Week 1

Speed (MPH)	13/10/2022 Thursday	14/10/2022 Friday	15/10/2022 Saturday	16/10/2022 Sunday	17/10/2022 Monday	18/10/2022 Tuesday	19/10/2022 Wednesday
0-40	1382	1405	1318	1028	1292	1532	1505
40-50	756	775	710	578	756	755	749
50-60	50	53	45	52	34	53	35
60+	7	5	5	5	3	4	5
TOTAL	2195	2238	2078	1663	2085	2344	2294

Speed Summary (MPH)



Lincolnshire ATC 8, B1449 Long Lane

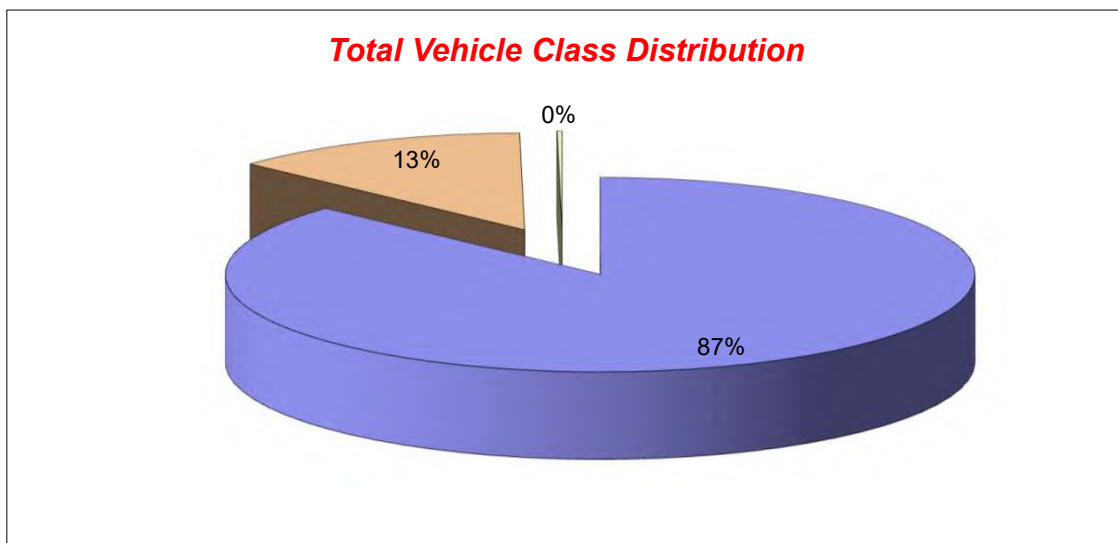
Produced by Road Data Services Ltd.

Channel 2 - Northwestbound

Vehicle Class

Week 1

Classes Day / Time	Car / LGV / Caravan - 1	OGV1 / Bus - 2,3,5,6,7,12	OGV2 - 4,8,9,10,11,13	TOTAL - 1-13
13/10/2022				
7-19	1689	311	6	2006
6-22	1814	336	6	2156
6-24	1829	339	6	2174
0-24	1844	345	6	2195
14/10/2022				
7-19	1703	298	5	2006
6-22	1847	315	7	2169
6-24	1879	321	7	2207
0-24	1908	323	7	2238
15/10/2022				
7-19	1705	185	1	1891
6-22	1819	198	2	2019
6-24	1847	200	2	2049
0-24	1871	205	2	2078
16/10/2022				
7-19	1407	126	2	1535
6-22	1479	134	2	1615
6-24	1487	137	2	1626
0-24	1519	142	2	1663
17/10/2022				
7-19	1640	279	6	1925
6-22	1748	293	6	2047
6-24	1762	295	6	2063
0-24	1777	302	6	2085
18/10/2022				
7-19	1841	306	4	2151
6-22	1986	321	4	2311
6-24	1999	322	4	2325
0-24	2015	325	4	2344
19/10/2022				
7-19	1872	254	6	2132
6-22	1975	264	6	2245
6-24	1991	270	6	2267
0-24	2012	276	6	2294
Average				
7-19	1694	251	4	1949
6-22	1810	266	5	2080
6-24	1828	269	5	2102
0-24	1849	274	5	2128



Lincolnshire ATC 9, A52

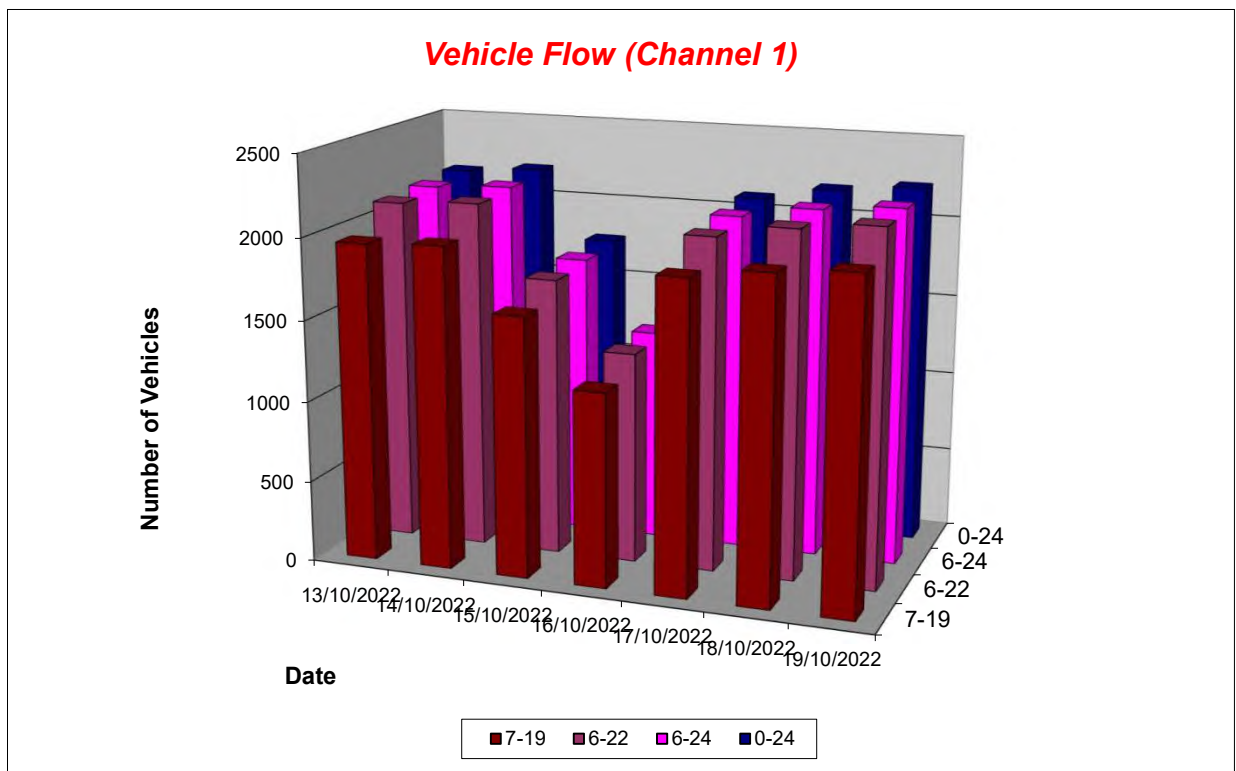
Produced by Road Data Services Ltd.

Channel 1 - Southeastbound

Vehicle Flow

Week 1

Hr Ending	13/10/2022 Thursday	14/10/2022 Friday	15/10/2022 Saturday	16/10/2022 Sunday	17/10/2022 Monday	18/10/2022 Tuesday	19/10/2022 Wednesday	Weekday Average	Average
1	3	7	16	8	3	4	7	5	7
2	4	0	0	8	4	2	0	2	3
3	0	2	1	2	0	3	1	1	1
4	0	2	2	2	0	1	3	1	1
5	3	4	2	1	2	3	4	3	3
6	12	17	3	5	15	18	19	16	13
7	37	37	18	8	27	36	41	36	29
8	100	118	37	13	87	86	105	99	78
9	165	170	56	27	178	161	164	168	132
10	167	203	136	70	165	152	188	175	154
11	145	172	152	126	141	144	175	155	151
12	193	174	205	180	176	192	182	183	186
13	180	164	185	156	158	157	179	168	168
14	185	159	189	153	181	190	160	175	174
15	193	195	187	159	196	212	204	200	192
16	207	170	160	109	195	196	176	189	173
17	190	196	129	89	207	222	194	202	175
18	142	155	86	66	154	152	171	155	132
19	92	105	80	46	69	107	111	97	87
20	54	80	42	49	62	55	77	66	60
21	32	30	34	25	26	32	27	29	29
22	34	15	16	24	23	31	17	24	23
23	10	14	13	5	15	18	12	14	12
24	9	5	11	4	14	5	4	7	7
7-19	1959	1981	1602	1194	1907	1971	2009	1965	1803
6-22	2116	2143	1712	1300	2045	2125	2171	2120	1945
6-24	2135	2162	1736	1309	2074	2148	2187	2141	1964
0-24	2157	2194	1760	1335	2098	2179	2221	2170	1992



Lincolnshire ATC 9, A52

Produced by Road Data Services Ltd.

Channel 1 - Southeastbound

Average Speed

Week 1

Hr Ending	13/10/2022 Thursday	14/10/2022 Friday	15/10/2022 Saturday	16/10/2022 Sunday	17/10/2022 Monday	18/10/2022 Tuesday	19/10/2022 Wednesday
1	23.6	25.7	28.1	28.9	22.3	23.2	26.8
2	23.4	-	-	29.7	28.7	32.3	-
3	-	29.3	24.7	27.9	-	32.9	28.0
4	-	24.0	29.8	31.2	-	32.0	23.6
5	26.0	28.2	31.0	20.3	27.1	24.4	26.4
6	31.0	31.9	26.2	32.5	30.1	28.0	31.8
7	28.8	29.4	29.6	28.8	27.9	29.9	29.3
8	27.8	27.4	28.9	27.0	27.2	27.0	28.3
9	28.4	26.9	27.8	28.7	27.5	27.1	27.1
10	26.9	26.8	28.7	29.1	26.4	26.0	26.2
11	26.5	26.2	27.3	28.2	25.8	26.0	26.6
12	26.5	26.0	27.9	28.1	26.5	26.3	26.7
13	26.1	26.3	28.8	27.7	25.7	25.4	26.4
14	26.4	25.9	27.6	28.0	26.7	26.6	26.2
15	25.7	26.2	28.2	28.3	25.4	25.3	26.4
16	26.6	25.9	28.4	28.4	26.2	26.2	25.9
17	26.9	26.5	28.7	27.2	26.1	26.5	26.3
18	27.7	27.6	27.4	27.0	28.1	27.5	27.9
19	26.7	27.1	28.6	27.9	26.4	26.7	27.2
20	25.6	25.1	28.9	27.7	26.6	26.3	24.4
21	27.2	24.4	27.5	28.3	26.7	26.7	27.0
22	27.2	24.1	28.4	28.3	25.9	26.3	27.2
23	30.4	20.9	30.0	27.6	28.8	27.4	25.6
24	29.3	25.2	28.5	27.4	28.5	30.7	22.4

10-12	26.5	26.1	27.6	28.1	26.2	26.2	26.7
14-16	26.1	26.0	28.3	28.4	25.8	25.7	26.2
0-24	26.8	26.5	28.2	28.1	26.5	26.4	26.7

Average (ALL)	26.9
Weekday Inter-Peak	26.1

Channel 1 - Southeastbound

85th Percentile

Hr Ending	13/10/2022 Thursday	14/10/2022 Friday	15/10/2022 Saturday	16/10/2022 Sunday	17/10/2022 Monday	18/10/2022 Tuesday	19/10/2022 Wednesday
1	25.0	29.7	32.9	34.6	23.8	24.1	31.0
2	27.6	-	-	33.3	32.0	34.8	-
3	-	31.1	-	32.9	-	34.2	-
4	-	25.8	30.0	32.8	-	-	25.9
5	28.4	30.1	36.2	-	28.7	26.4	30.0
6	36.4	36.9	29.4	38.8	33.7	33.6	36.5
7	33.4	34.7	36.0	33.9	33.4	34.6	34.8
8	32.3	32.7	34.9	32.1	31.6	31.6	33.2
9	33.0	31.7	33.2	34.5	32.2	31.6	31.8
10	31.1	31.3	34.4	35.1	30.7	30.0	30.3
11	30.6	30.9	33.0	33.4	29.8	30.1	30.8
12	30.9	30.3	33.5	33.6	30.8	30.4	30.8
13	30.7	30.6	34.8	33.5	30.3	29.8	30.5
14	31.5	30.2	33.0	33.9	31.2	31.5	30.1
15	30.4	30.1	33.9	33.6	30.2	30.6	30.6
16	30.8	30.6	34.8	34.0	30.6	30.2	30.0
17	31.3	30.9	34.6	32.3	30.6	30.8	30.6
18	33.3	32.4	32.3	32.3	33.4	32.3	32.9
19	31.0	32.3	33.8	33.4	30.7	31.6	32.3
20	29.5	29.2	34.5	33.6	30.5	30.2	29.3
21	32.8	29.0	33.1	32.9	31.3	32.1	32.3
22	31.7	29.4	34.4	33.0	29.9	31.1	33.5
23	34.8	26.3	35.2	33.1	34.4	32.1	32.3
24	34.5	27.6	33.4	34.3	33.0	35.6	32.7

10-12	30.8	30.6	33.2	33.5	30.4	30.3	30.9
14-16	30.6	30.3	34.3	33.9	30.4	30.4	30.4
0-24	31.5	31.2	33.9	33.7	31.1	31.0	31.3

85th %ile (ALL)	31.8
Weekday Inter-Peak	30.5

Lincolnshire ATC 9, A52

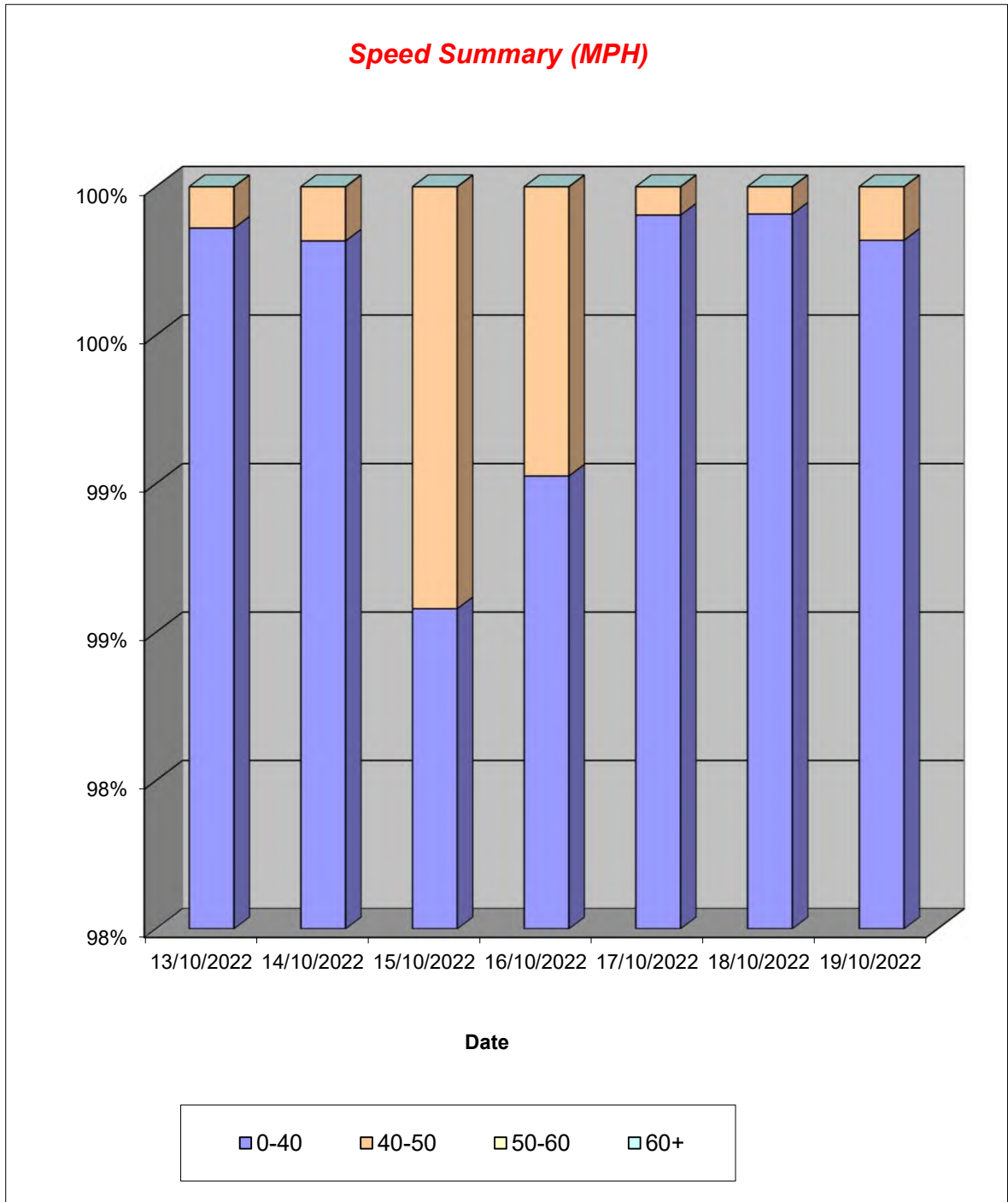
Produced by Road Data Services Ltd.

Channel 1 - Southeastbound

Speed Summary

Week 1

Speed (MPH)	13/10/2022 Thursday	14/10/2022 Friday	15/10/2022 Saturday	16/10/2022 Sunday	17/10/2022 Monday	18/10/2022 Tuesday	19/10/2022 Wednesday
0-40	2154	2190	1735	1322	2096	2177	2217
40-50	3	4	25	13	2	2	4
50-60	0	0	0	0	0	0	0
60+	0	0	0	0	0	0	0
TOTAL	2157	2194	1760	1335	2098	2179	2221



Lincolnshire ATC 9, A52

Produced by Road Data Services Ltd.

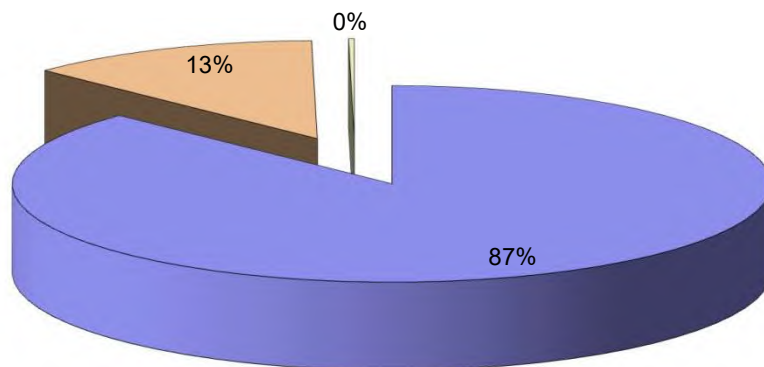
Channel 1 - Southeastbound

Vehicle Class

Week 1

Classes Day / Time	Car / LGV / Caravan - 1	OGV1 / Bus - 2,3,5,6,7,12	OGV2 - 4,8,9,10,11,13	TOTAL - 1-13
13/10/2022				
7-19	1684	274	1	1959
6-22	1825	290	1	2116
6-24	1842	292	1	2135
0-24	1860	296	1	2157
14/10/2022				
7-19	1705	268	8	1981
6-22	1854	280	9	2143
6-24	1872	281	9	2162
0-24	1901	284	9	2194
15/10/2022				
7-19	1450	147	5	1602
6-22	1550	157	5	1712
6-24	1571	160	5	1736
0-24	1593	162	5	1760
16/10/2022				
7-19	1093	101	0	1194
6-22	1194	106	0	1300
6-24	1201	107	1	1309
0-24	1225	109	1	1335
17/10/2022				
7-19	1632	274	1	1907
6-22	1755	289	1	2045
6-24	1782	291	1	2074
0-24	1803	294	1	2098
18/10/2022				
7-19	1699	270	2	1971
6-22	1836	287	2	2125
6-24	1856	290	2	2148
0-24	1877	298	4	2179
19/10/2022				
7-19	1714	285	10	2009
6-22	1863	296	12	2171
6-24	1877	298	12	2187
0-24	1906	302	13	2221
Average				
7-19	1568	231	4	1803
6-22	1697	244	4	1945
6-24	1714	246	4	1964
0-24	1738	249	5	1992

Total Vehicle Class Distribution



Lincolnshire ATC 9, A52

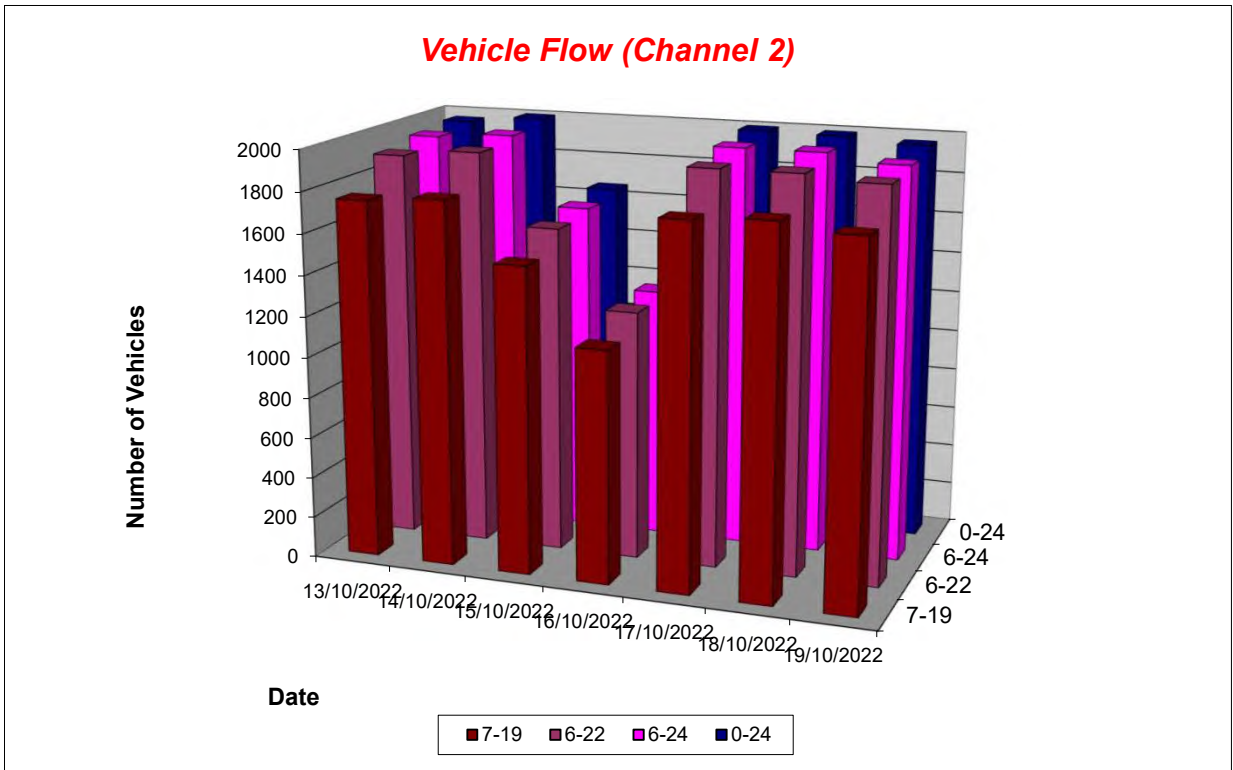
Produced by Road Data Services Ltd.

Channel 2 - Northwestbound

Vehicle Flow

Week 1

Hr Ending	13/10/2022 Thursday	14/10/2022 Friday	15/10/2022 Saturday	16/10/2022 Sunday	17/10/2022 Monday	18/10/2022 Tuesday	19/10/2022 Wednesday	Weekday Average	Average
1	2	2	5	3	2	6	4	3	3
2	2	3	5	8	4	3	2	3	4
3	0	5	4	5	0	0	7	2	3
4	2	2	7	5	2	0	2	2	3
5	1	3	1	2	1	2	3	2	2
6	15	15	7	3	16	8	14	14	11
7	35	33	10	7	42	29	37	35	28
8	82	84	24	8	78	97	76	83	64
9	171	146	86	33	167	158	146	158	130
10	123	144	117	64	154	159	152	146	130
11	168	121	159	106	181	179	122	154	148
12	161	165	163	158	153	132	151	152	155
13	143	170	160	153	146	145	169	155	155
14	162	162	174	116	146	166	157	159	155
15	159	178	162	146	156	171	179	169	164
16	206	202	183	136	207	208	212	207	193
17	168	184	120	109	163	163	171	170	154
18	140	131	89	65	145	141	120	135	119
19	72	95	64	44	72	71	97	81	74
20	50	65	36	32	46	55	64	56	50
21	38	41	34	31	42	40	31	38	37
22	29	22	19	16	36	21	26	27	24
23	25	18	13	7	25	25	12	21	18
24	11	7	15	5	12	11	11	10	10
7-19	1755	1782	1501	1138	1768	1790	1752	1769	1641
6-22	1907	1943	1600	1224	1934	1935	1910	1926	1779
6-24	1943	1968	1628	1236	1971	1971	1933	1957	1807
0-24	1965	1998	1657	1262	1996	1990	1965	1983	1833



Lincolnshire ATC 9, A52

Produced by Road Data Services Ltd.

Channel 2 - Northwestbound

Average Speed

Week 1

Hr Ending	13/10/2022 Thursday	14/10/2022 Friday	15/10/2022 Saturday	16/10/2022 Sunday	17/10/2022 Monday	18/10/2022 Tuesday	19/10/2022 Wednesday
1	32.5	28.4	26.8	31.4	31.7	32.0	28.9
2	31.0	33.0	23.6	27.7	30.5	26.1	32.5
3	-	31.9	26.1	26.6	-	-	32.0
4	31.5	36.8	27.1	27.5	32.3	-	34.4
5	37.7	29.2	21.8	28.2	37.4	35.8	29.4
6	31.3	31.5	28.8	30.3	33.5	31.3	32.6
7	27.9	28.1	29.1	27.2	27.6	28.5	27.8
8	27.5	27.6	25.4	26.7	27.8	27.5	28.4
9	27.5	27.2	28.4	29.2	27.8	27.2	27.1
10	27.3	26.9	27.6	27.9	26.7	26.1	26.5
11	25.9	25.9	28.3	28.0	25.3	26.1	26.2
12	25.5	26.5	27.6	27.8	25.8	25.5	26.3
13	27.0	26.7	27.3	27.2	27.1	26.8	26.5
14	27.0	26.4	27.7	27.6	26.8	26.6	26.6
15	26.8	26.8	27.4	28.6	26.5	26.7	26.4
16	27.8	26.9	27.7	27.3	27.9	27.7	26.8
17	27.0	27.1	28.2	29.2	27.5	28.0	26.9
18	29.0	28.7	28.4	28.6	29.4	29.4	28.2
19	27.8	27.6	28.6	27.9	27.6	27.9	27.2
20	26.5	28.0	27.6	27.9	27.3	27.6	27.0
21	28.8	31.8	26.3	27.1	28.9	29.3	28.8
22	28.5	32.0	28.4	28.8	28.5	27.7	27.4
23	31.9	30.4	29.1	26.0	29.7	28.7	27.3
24	31.8	30.3	28.6	27.2	28.1	32.8	31.3

10-12	25.7	26.3	27.9	27.9	25.5	25.8	26.3
14-16	27.3	26.9	27.5	28.0	27.3	27.3	26.6
0-24	27.3	27.3	27.8	28.0	27.3	27.3	27.0

Average (ALL)	27.4
Weekday Inter-Peak	26.5

Channel 2 - Northwestbound

85th Percentile

Hr Ending	13/10/2022 Thursday	14/10/2022 Friday	15/10/2022 Saturday	16/10/2022 Sunday	17/10/2022 Monday	18/10/2022 Tuesday	19/10/2022 Wednesday
1	34.7	35.1	31.2	36.3	31.9	33.1	32.3
2	37.3	35.1	27.6	31.2	37.6	28.9	34.2
3	-	38.9	30.7	30.4	-	-	35.4
4	32.0	39.0	30.0	33.4	33.6	-	36.6
5	-	33.6	-	31.9	-	36.1	32.9
6	36.8	38.1	32.4	37.4	38.2	33.9	40.1
7	32.4	32.6	33.6	31.5	31.7	33.1	32.6
8	32.9	32.9	29.5	31.0	33.1	32.4	33.2
9	33.0	32.4	33.3	34.2	32.6	32.6	31.8
10	32.5	31.2	32.8	33.1	31.9	30.9	30.6
11	30.5	30.5	33.5	33.8	29.8	30.3	30.9
12	30.2	30.7	33.0	33.0	30.0	30.6	30.4
13	31.8	30.8	33.1	32.4	31.7	31.7	31.1
14	31.9	30.9	33.0	32.9	31.4	31.6	31.6
15	31.7	31.5	32.9	34.0	31.4	32.7	31.2
16	32.7	32.1	33.3	33.0	32.6	33.1	31.7
17	31.8	32.4	33.6	34.9	32.2	32.9	32.1
18	34.6	34.3	34.2	35.3	35.0	34.7	33.5
19	33.3	33.0	33.9	32.6	32.6	33.3	32.2
20	30.9	33.5	32.6	33.6	31.4	32.3	32.2
21	33.1	37.4	31.0	32.9	32.8	33.3	35.0
22	33.2	38.4	34.3	34.8	32.8	32.3	32.2
23	36.2	35.1	34.4	30.8	35.3	34.5	31.4
24	37.6	34.8	32.0	32.4	34.1	38.1	37.2

10-12	30.4	30.7	33.2	33.4	29.9	30.4	30.7
14-16	32.2	31.9	33.1	33.6	32.1	33.0	31.5
0-24	32.4	32.4	33.2	33.5	32.3	32.5	31.9

85th %ile (ALL)	32.6
Weekday Inter-Peak	31.4

Lincolnshire ATC 9, A52

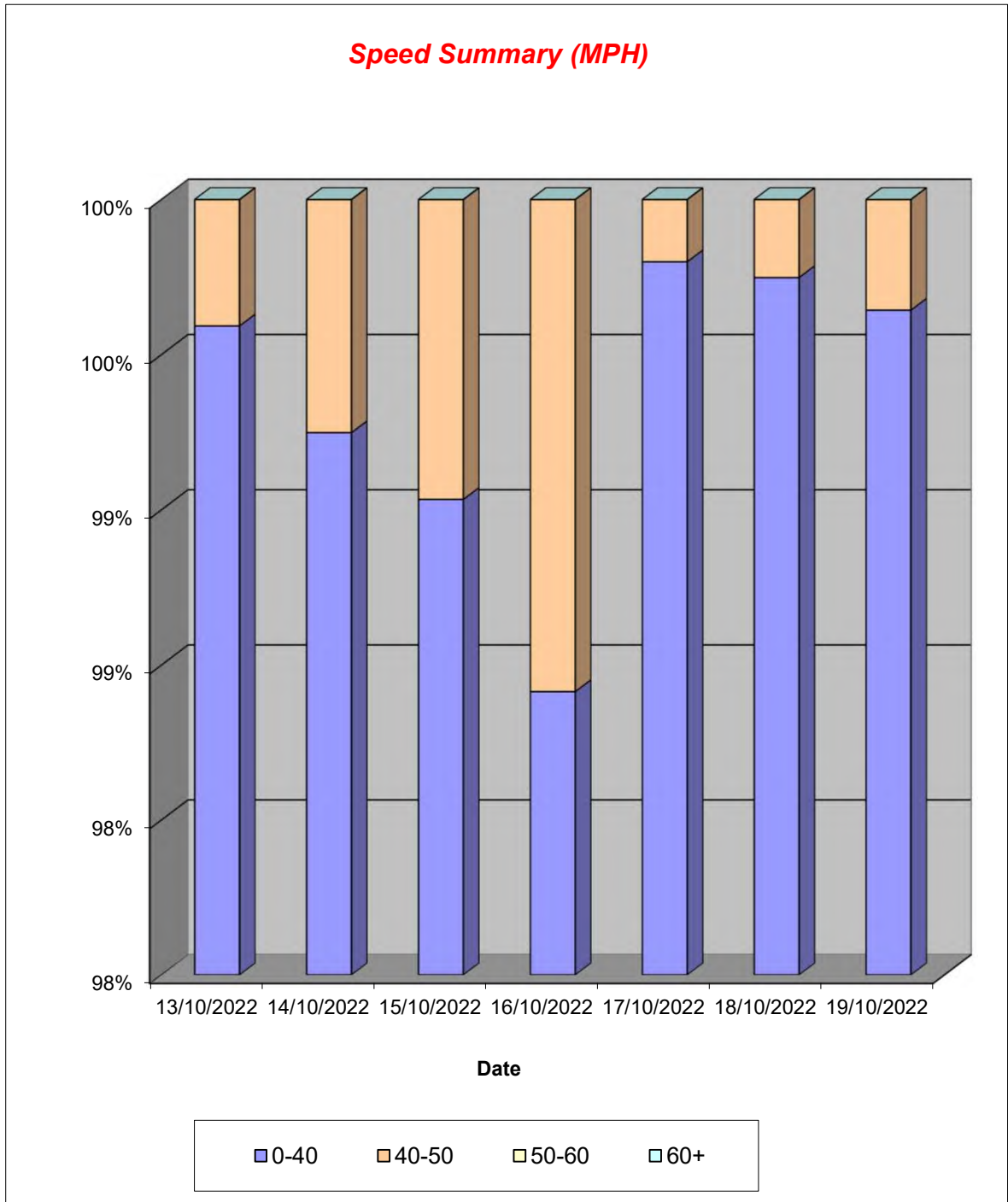
Produced by Road Data Services Ltd.

Channel 2 - Northwestbound

Speed Summary

Week 1

Speed (MPH)	13/10/2022 Thursday	14/10/2022 Friday	15/10/2022 Saturday	16/10/2022 Sunday	17/10/2022 Monday	18/10/2022 Tuesday	19/10/2022 Wednesday
0-40	1957	1983	1641	1242	1992	1985	1958
40-50	8	15	16	20	4	5	7
50-60	0	0	0	0	0	0	0
60+	0	0	0	0	0	0	0
TOTAL	1965	1998	1657	1262	1996	1990	1965



Lincolnshire ATC 9, A52

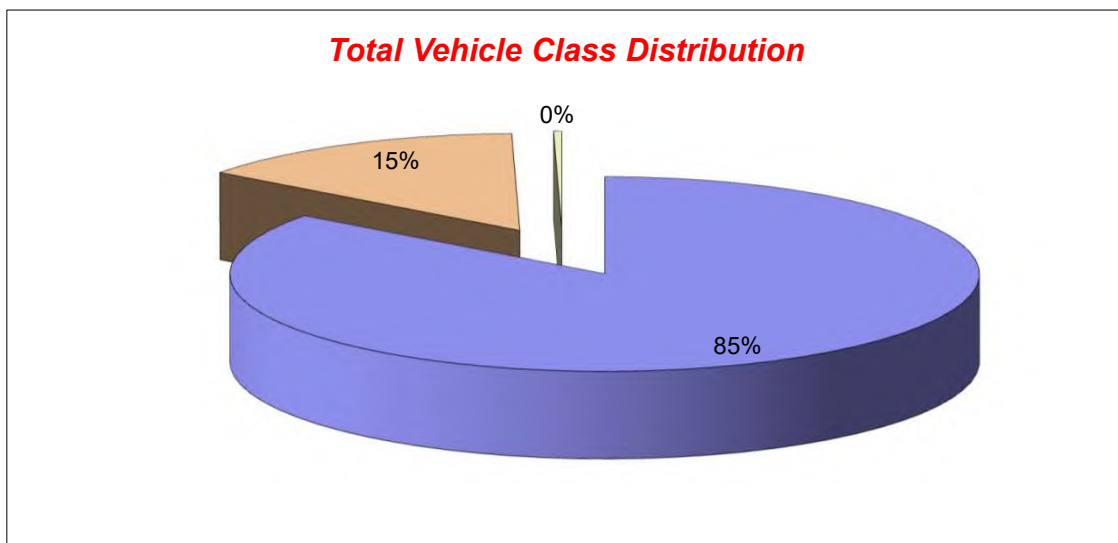
Produced by Road Data Services Ltd.

Channel 2 - Northwestbound

Vehicle Class

Week 1

Classes Day / Time	Car / LGV / Caravan - 1	OGV1 / Bus - 2,3,5,6,7,12	OGV2 - 4,8,9,10,11,13	TOTAL - 1-13
13/10/2022				
7-19	1485	267	3	1755
6-22	1615	289	3	1907
6-24	1648	292	3	1943
0-24	1663	298	4	1965
14/10/2022				
7-19	1511	270	1	1782
6-22	1622	320	1	1943
6-24	1630	337	1	1968
0-24	1651	345	2	1998
15/10/2022				
7-19	1344	152	5	1501
6-22	1427	168	5	1600
6-24	1448	174	6	1628
0-24	1473	177	7	1657
16/10/2022				
7-19	1003	133	2	1138
6-22	1080	142	2	1224
6-24	1089	144	3	1236
0-24	1114	144	4	1262
17/10/2022				
7-19	1502	259	7	1768
6-22	1643	284	7	1934
6-24	1678	286	7	1971
0-24	1695	293	8	1996
18/10/2022				
7-19	1509	271	10	1790
6-22	1637	288	10	1935
6-24	1668	293	10	1971
0-24	1675	304	11	1990
19/10/2022				
7-19	1482	264	6	1752
6-22	1624	280	6	1910
6-24	1646	281	6	1933
0-24	1664	292	9	1965
Average				
7-19	1405	231	5	1641
6-22	1521	253	5	1779
6-24	1544	258	5	1807
0-24	1562	265	6	1833



Lincolnshire ATC 11, South Ings Lane

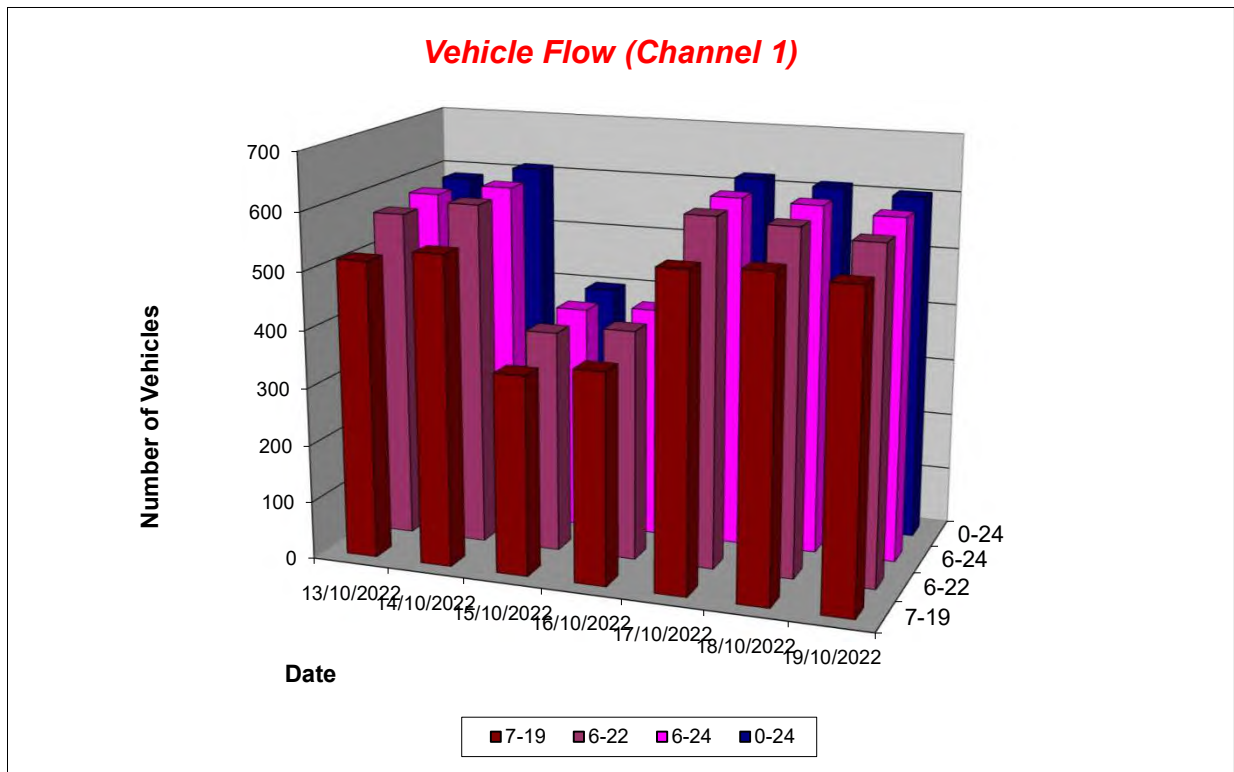
Produced by Road Data Services Ltd.

Channel 1 - Southbound

Vehicle Flow

Week 1

Hr Ending	13/10/2022 Thursday	14/10/2022 Friday	15/10/2022 Saturday	16/10/2022 Sunday	17/10/2022 Monday	18/10/2022 Tuesday	19/10/2022 Wednesday	Weekday Average	Average
1	0	1	3	1	1	1	2	1	1
2	0	0	1	0	0	1	1	0	0
3	0	1	1	0	0	0	0	0	0
4	0	1	0	0	0	0	1	0	0
5	0	0	0	1	1	0	0	0	0
6	5	7	0	0	7	4	5	6	4
7	7	5	6	2	9	8	7	7	6
8	17	23	8	3	19	28	27	23	18
9	41	33	20	21	39	40	34	37	33
10	36	27	26	29	28	22	32	29	29
11	36	44	30	43	35	39	29	37	37
12	41	51	42	56	46	45	43	45	46
13	41	43	45	51	43	52	47	45	46
14	44	50	37	31	42	58	41	47	43
15	50	59	34	36	66	48	55	56	50
16	64	52	33	31	66	60	71	63	54
17	66	64	26	28	67	55	57	62	52
18	51	60	31	20	59	64	66	60	50
19	29	32	14	17	34	40	39	35	29
20	27	21	11	12	26	19	11	21	18
21	7	21	10	12	15	9	9	12	12
22	13	10	12	8	9	8	11	10	10
23	9	5	7	1	3	8	12	7	6
24	2	1	2	3	3	2	3	2	2
7-19	516	538	346	366	544	551	541	538	486
6-22	570	595	385	400	603	595	579	588	532
6-24	581	601	394	404	609	605	594	598	541
0-24	586	611	399	406	618	611	603	606	548



Lincolnshire ATC 11, South Ings Lane

Produced by Road Data Services Ltd.

Channel 1 - Southbound

Average Speed

Week 1

Hr Ending	13/10/2022 Thursday	14/10/2022 Friday	15/10/2022 Saturday	16/10/2022 Sunday	17/10/2022 Monday	18/10/2022 Tuesday	19/10/2022 Wednesday
1	-	31.5	50.9	40.2	54.2	52.7	47.3
2	-	-	45.6	-	-	43.8	50.8
3	-	35.7	49.0	-	-	-	-
4	-	50.1	-	-	-	-	51.5
5	-	-	-	45.6	57.2	-	-
6	48.7	57.3	-	-	49.4	52.7	51.6
7	47.0	40.1	55.7	46.9	46.9	46.2	49.7
8	45.9	50.7	49.0	55.8	52.4	47.4	46.2
9	46.6	49.6	48.0	43.1	43.1	45.6	46.8
10	44.5	44.4	49.3	39.3	46.8	44.8	43.7
11	47.6	44.8	47.8	40.7	44.9	45.5	48.9
12	45.6	45.6	45.5	41.3	44.7	44.7	45.9
13	47.3	43.6	49.4	45.4	47.1	46.5	45.1
14	46.7	44.6	45.4	43.8	46.6	42.0	44.7
15	45.7	46.2	45.8	46.2	44.3	47.4	45.3
16	45.7	47.8	50.5	48.3	45.2	45.3	44.8
17	49.1	46.3	50.4	50.4	48.7	45.9	49.5
18	49.7	50.3	47.9	52.1	48.7	49.1	48.4
19	48.5	49.8	47.9	50.9	48.7	45.4	47.6
20	47.1	48.1	48.3	48.5	46.9	48.5	47.7
21	53.5	49.1	45.4	44.0	44.6	45.7	46.7
22	49.7	50.3	47.3	54.0	50.8	43.3	49.7
23	49.3	48.6	42.9	51.2	59.6	52.0	48.0
24	47.7	26.5	50.7	45.6	45.4	59.1	48.6

10-12	46.5	45.2	46.5	41.0	44.8	45.1	47.1
14-16	45.7	47.0	48.1	47.2	44.8	46.2	45.0
0-24	47.2	47.0	47.9	45.1	46.7	46.1	46.7

Average (ALL)	46.7
Weekday Inter-Peak	45.7

Channel 1 - Southbound

85th Percentile

Hr Ending	13/10/2022 Thursday	14/10/2022 Friday	15/10/2022 Saturday	16/10/2022 Sunday	17/10/2022 Monday	18/10/2022 Tuesday	19/10/2022 Wednesday
1	-	-	53.4	-	-	-	50.4
2	-	-	-	-	-	-	-
3	-	-	-	-	-	-	-
4	-	-	-	-	-	-	-
5	-	-	-	-	-	-	-
6	60.7	63.7	-	-	60.3	64.0	62.3
7	58.5	41.9	71.7	49.7	58.0	59.1	61.5
8	55.2	61.7	56.5	57.9	61.8	55.4	56.6
9	55.1	56.7	58.2	54.0	51.5	54.8	55.6
10	54.1	54.5	59.2	47.6	53.9	53.9	51.5
11	54.7	55.3	56.4	48.2	53.2	56.4	57.8
12	58.0	54.0	54.2	49.1	55.0	55.4	53.1
13	55.6	54.9	60.2	53.6	56.3	59.8	53.1
14	58.5	54.4	56.6	52.4	55.4	51.3	50.5
15	53.1	52.9	52.6	54.4	54.1	58.0	54.5
16	53.2	57.3	58.3	57.2	52.7	52.6	51.4
17	57.8	54.0	59.6	60.3	55.6	52.4	60.5
18	58.0	58.9	60.0	60.2	56.7	58.5	56.5
19	61.1	60.4	59.4	60.3	58.1	57.4	56.3
20	54.8	55.0	55.7	52.9	53.4	54.9	58.3
21	64.2	56.7	52.4	51.6	53.5	51.2	54.5
22	55.0	57.9	56.4	64.4	56.8	51.0	59.9
23	62.0	54.3	52.7	-	77.7	60.8	56.3
24	52.3	-	56.2	56.0	53.8	65.4	55.7

10-12	56.8	54.6	55.2	48.7	54.3	55.9	55.2
14-16	53.2	55.2	55.8	55.8	53.6	55.2	52.8
0-24	56.6	56.4	57.8	54.5	55.7	56.1	55.4

85th %ile (ALL)	56.1
Weekday Inter-Peak	54.6

Lincolnshire ATC 11, South Ings Lane

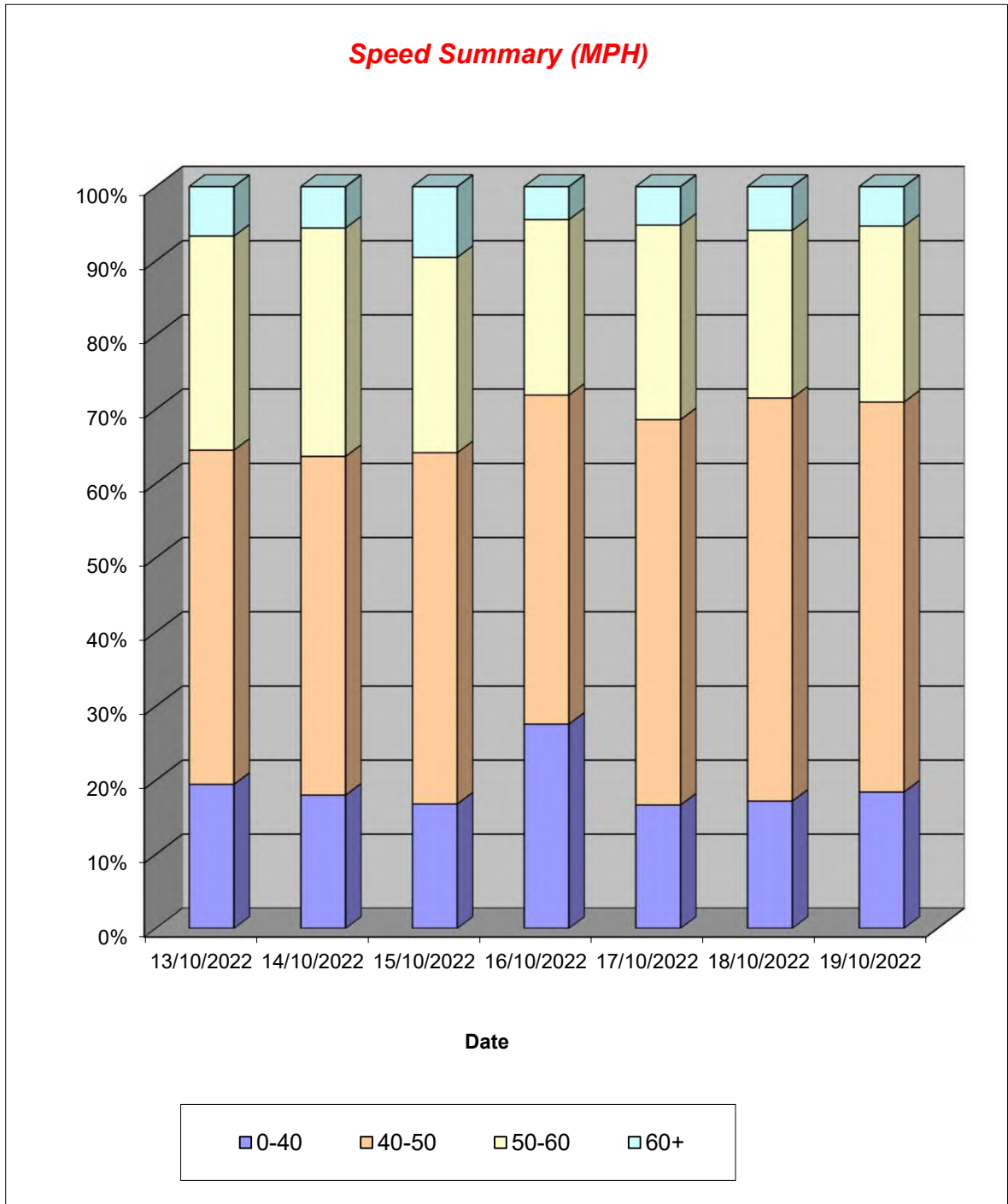
Produced by Road Data Services Ltd.

Channel 1 - Southbound

Speed Summary

Week 1

Speed (MPH)	13/10/2022 Thursday	14/10/2022 Friday	15/10/2022 Saturday	16/10/2022 Sunday	17/10/2022 Monday	18/10/2022 Tuesday	19/10/2022 Wednesday
0-40	114	110	67	112	103	105	111
40-50	264	279	189	180	321	332	317
50-60	169	188	105	96	162	138	143
60+	39	34	38	18	32	36	32
TOTAL	586	611	399	406	618	611	603



Lincolnshire ATC 11, South Ings Lane

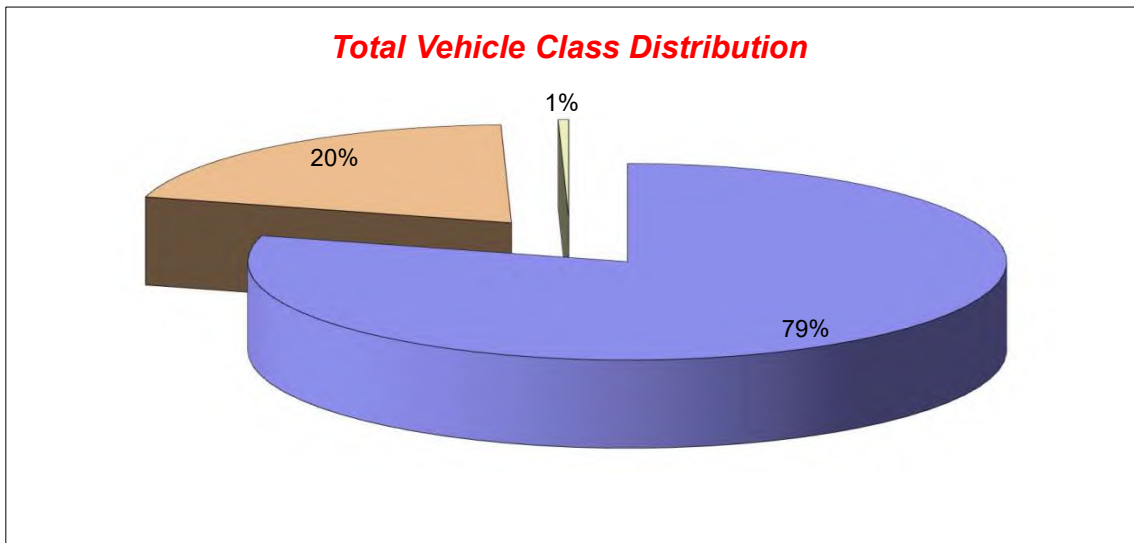
Produced by Road Data Services Ltd.

Channel 1 - Southbound

Vehicle Class

Week 1

Classes Day / Time	Car / LGV / Caravan - 1	OGV1 / Bus - 2,3,5,6,7,12	OGV2 - 4,8,9,10,11,13	TOTAL - 1-13
13/10/2022				
7-19	388	128	0	516
6-22	437	133	0	570
6-24	445	136	0	581
0-24	448	137	1	586
14/10/2022				
7-19	412	123	3	538
6-22	462	130	3	595
6-24	466	132	3	601
0-24	474	134	3	611
15/10/2022				
7-19	287	58	1	346
6-22	324	60	1	385
6-24	330	63	1	394
0-24	334	64	1	399
16/10/2022				
7-19	317	49	0	366
6-22	349	51	0	400
6-24	352	52	0	404
0-24	353	53	0	406
17/10/2022				
7-19	430	111	3	544
6-22	472	127	4	603
6-24	477	128	4	609
0-24	483	131	4	618
18/10/2022				
7-19	421	126	4	551
6-22	454	137	4	595
6-24	464	137	4	605
0-24	469	138	4	611
19/10/2022				
7-19	424	113	4	541
6-22	456	119	4	579
6-24	471	119	4	594
0-24	478	121	4	603
Average				
7-19	383	101	2	486
6-22	422	108	2	532
6-24	429	110	2	541
0-24	434	111	2	548



Lincolnshire ATC 11, South Ings Lane

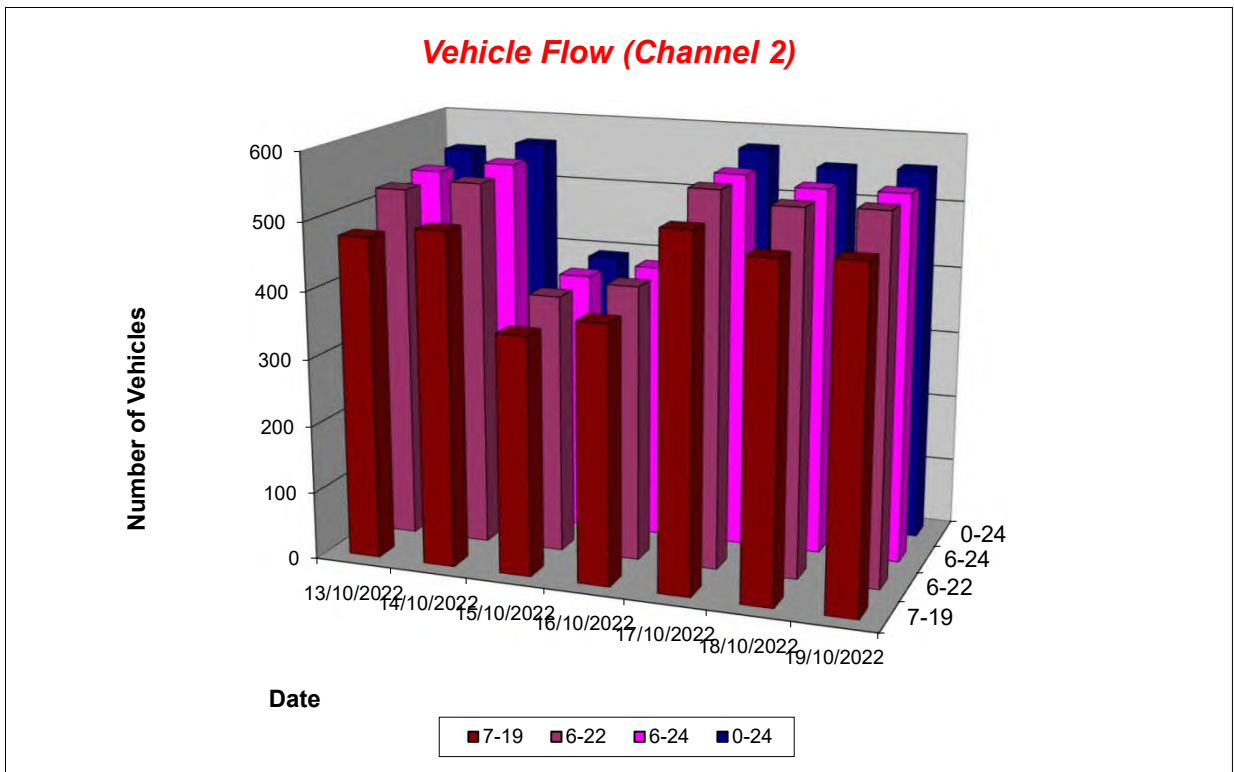
Produced by Road Data Services Ltd.

Channel 2 - Northbound

Vehicle Flow

Week 1

Hr Ending	13/10/2022 Thursday	14/10/2022 Friday	15/10/2022 Saturday	16/10/2022 Sunday	17/10/2022 Monday	18/10/2022 Tuesday	19/10/2022 Wednesday	Weekday Average	Average
1	1	1	0	0	0	0	0	0	0
2	1	0	0	1	0	0	0	0	0
3	1	0	1	0	0	0	1	0	0
4	2	0	0	3	2	2	1	1	1
5	2	2	1	4	3	1	3	2	2
6	8	10	2	1	13	7	8	9	7
7	19	20	9	9	12	19	23	19	16
8	42	49	17	22	49	44	41	45	38
9	50	52	27	33	50	54	71	55	48
10	47	47	36	55	64	46	43	49	48
11	40	44	44	51	54	50	42	46	46
12	41	44	40	44	49	53	42	46	45
13	34	33	48	30	38	31	36	34	36
14	37	47	32	31	38	38	26	37	36
15	38	51	31	32	34	42	41	41	38
16	40	39	19	19	32	34	53	40	34
17	51	43	22	28	46	46	41	45	40
18	40	25	26	18	45	32	37	36	32
19	17	20	12	19	21	20	22	20	19
20	17	17	8	10	11	22	15	16	14
21	10	6	11	7	7	3	5	6	7
22	2	4	2	0	4	3	2	3	2
23	6	5	4	1	0	3	2	3	3
24	2	4	1	1	2	2	1	2	2
7-19	477	494	354	382	520	490	495	495	459
6-22	525	541	384	408	554	537	540	539	498
6-24	533	550	389	410	556	542	543	545	503
0-24	548	563	393	419	574	552	556	559	515



Lincolnshire ATC 11, South Ings Lane

Produced by Road Data Services Ltd.

Channel 2 - Northbound

Average Speed

Week 1

Hr Ending	13/10/2022 Thursday	14/10/2022 Friday	15/10/2022 Saturday	16/10/2022 Sunday	17/10/2022 Monday	18/10/2022 Tuesday	19/10/2022 Wednesday
1	44.7	44.1	-	-	-	-	-
2	40.8	-	-	50.3	-	-	-
3	43.3	-	69.3	-	-	-	44.9
4	36.4	-	-	41.2	59.0	38.6	37.0
5	36.8	36.8	58.6	38.8	42.6	38.8	41.1
6	50.8	47.0	49.1	50.8	51.4	51.8	45.9
7	48.1	52.2	49.5	42.9	47.4	48.4	50.2
8	47.9	46.1	43.8	42.6	46.5	47.1	48.5
9	48.3	47.3	44.6	44.8	44.7	46.1	47.0
10	45.2	46.4	48.6	43.0	44.3	45.4	45.2
11	44.3	44.5	43.9	44.6	42.4	45.8	44.3
12	45.9	42.8	44.2	44.0	43.0	42.0	45.4
13	45.8	44.6	45.3	43.7	44.7	43.7	42.6
14	45.2	42.9	42.7	43.5	43.7	42.8	44.8
15	46.2	43.4	47.7	41.5	45.6	45.7	44.4
16	48.5	46.5	44.5	46.7	44.1	41.9	45.6
17	45.6	46.3	45.5	45.3	43.3	45.4	44.2
18	47.6	47.0	47.9	47.7	46.0	45.2	44.7
19	44.7	49.7	49.3	44.2	47.2	47.4	46.6
20	42.9	45.2	46.9	46.9	42.7	44.5	46.1
21	46.9	48.5	44.1	43.4	52.8	47.9	48.7
22	46.3	43.8	44.7	-	51.8	27.0	52.0
23	41.5	44.3	46.1	42.7	-	45.1	48.3
24	60.5	41.7	38.2	53.1	55.2	36.6	53.3

10-12	45.1	43.7	44.0	44.3	42.7	43.9	44.8
14-16	47.4	44.8	46.5	43.5	44.9	44.0	45.1
0-24	46.3	45.6	45.7	44.1	44.9	44.9	45.6

Average (ALL)	45.3
Weekday Inter-Peak	44.5

Channel 2 - Northbound

85th Percentile

Hr Ending	13/10/2022 Thursday	14/10/2022 Friday	15/10/2022 Saturday	16/10/2022 Sunday	17/10/2022 Monday	18/10/2022 Tuesday	19/10/2022 Wednesday
1	-	-	-	-	-	-	-
2	-	-	-	-	-	-	-
3	-	-	-	-	-	-	-
4	37.6	-	-	45.6	75.1	40.5	-
5	38.1	40.6	-	41.7	44.0	-	43.6
6	54.8	52.7	60.1	-	62.5	59.6	55.4
7	58.5	62.0	58.4	51.7	57.2	58.4	62.4
8	53.5	52.0	51.6	53.4	57.4	58.2	55.6
9	56.4	55.3	51.2	53.7	51.9	56.0	54.4
10	53.0	53.3	54.2	50.0	50.6	53.2	53.3
11	52.8	53.6	51.8	54.0	50.5	54.5	51.9
12	53.9	52.3	52.8	55.1	52.5	51.4	54.7
13	53.5	51.4	51.9	53.2	53.3	52.1	50.0
14	51.6	50.7	50.0	51.8	52.5	51.6	53.6
15	53.4	52.6	55.2	47.2	52.2	54.1	50.5
16	58.6	52.7	51.3	54.4	49.1	53.5	52.8
17	55.5	52.4	55.9	53.6	51.8	53.8	51.9
18	55.4	53.0	55.8	56.3	53.6	55.9	50.7
19	52.1	57.0	54.2	53.3	56.2	56.7	57.6
20	51.1	52.5	59.8	52.2	49.3	52.0	52.2
21	54.7	58.1	48.6	47.1	58.7	53.2	61.7
22	46.8	52.4	49.5	-	61.4	32.4	58.3
23	53.1	49.5	58.7	-	-	54.3	51.8
24	64.6	46.1	-	-	55.4	40.4	-

10-12	53.4	53.0	52.2	54.5	51.5	53.2	53.3
14-16	56.3	53.0	53.9	50.5	50.9	54.1	51.9
0-24	54.7	53.6	53.7	52.8	53.5	54.5	53.8

85th %ile (ALL)	53.9
Weekday Inter-Peak	53.1

Lincolnshire ATC 11, South Ings Lane

Produced by Road Data Services Ltd.


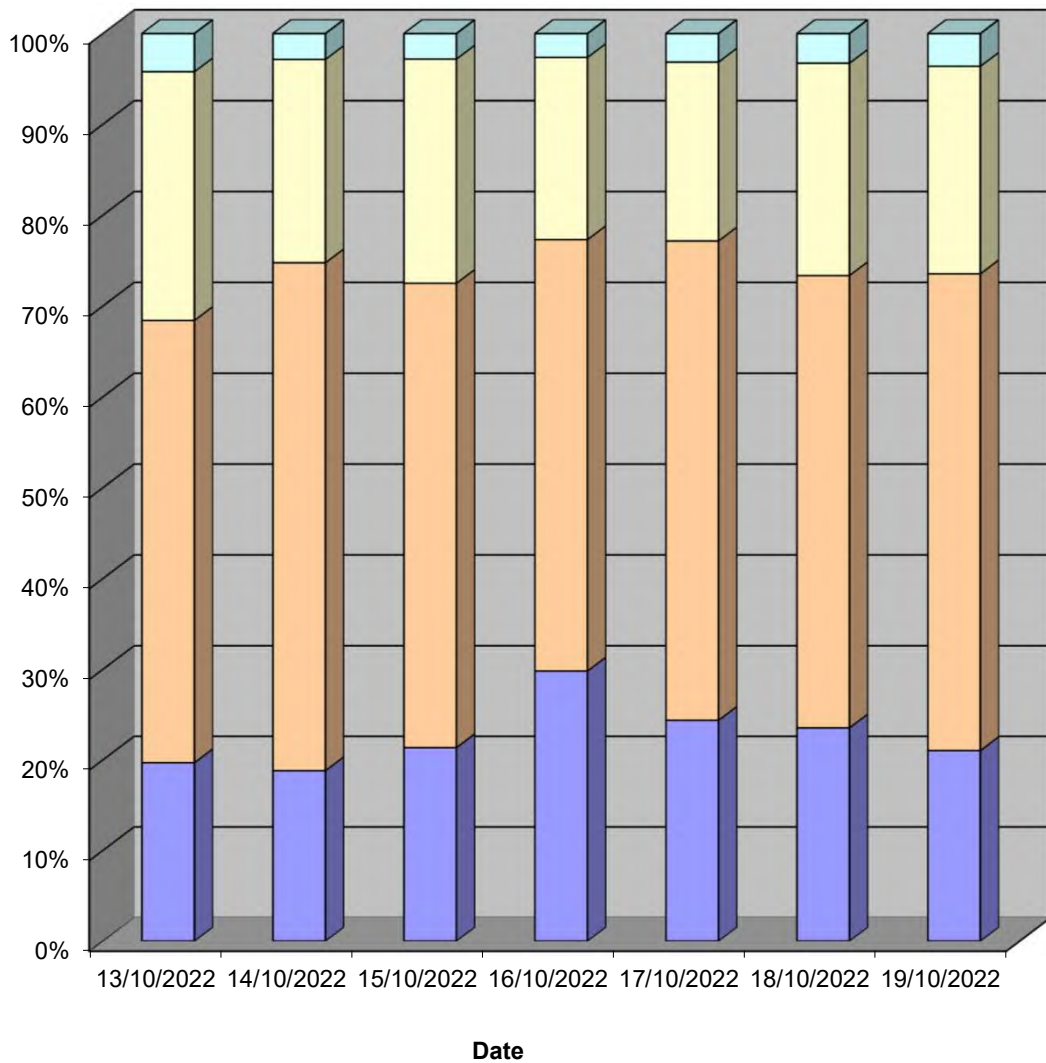
Channel 2 - Northbound

Speed Summary

Week 1

Speed (MPH)	13/10/2022 Thursday	14/10/2022 Friday	15/10/2022 Saturday	16/10/2022 Sunday	17/10/2022 Monday	18/10/2022 Tuesday	19/10/2022 Wednesday
0-40	108	106	84	125	140	130	117
40-50	267	315	201	199	303	275	292
50-60	150	126	97	84	113	129	127
60+	23	16	11	11	18	18	20
TOTAL	548	563	393	419	574	552	556

Speed Summary (MPH)



Lincolnshire ATC 11, South Ings Lane

Produced by Road Data Services Ltd.

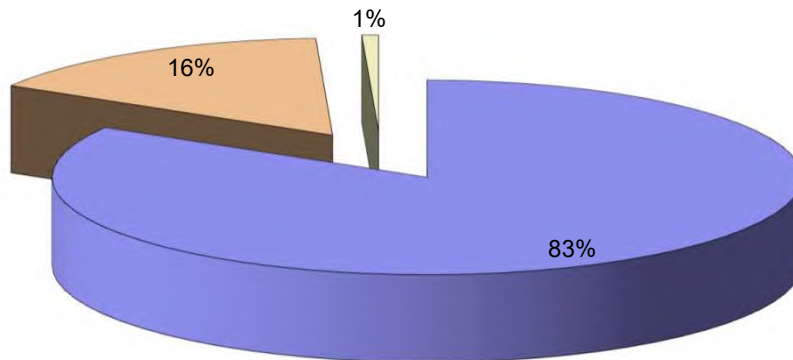
Channel 2 - Northbound

Vehicle Class

Week 1

Classes Day / Time	Car / LGV / Caravan - 1	OGV1 / Bus - 2,3,5,6,7,12	OGV2 - 4,8,9,10,11,13	TOTAL - 1-13
13/10/2022				
7-19	395	76	6	477
6-22	434	85	6	525
6-24	439	88	6	533
0-24	451	91	6	548
14/10/2022				
7-19	402	91	1	494
6-22	440	98	3	541
6-24	448	99	3	550
0-24	458	101	4	563
15/10/2022				
7-19	313	41	0	354
6-22	340	43	1	384
6-24	344	44	1	389
0-24	347	45	1	393
16/10/2022				
7-19	340	42	0	382
6-22	365	43	0	408
6-24	367	43	0	410
0-24	375	44	0	419
17/10/2022				
7-19	433	82	5	520
6-22	460	89	5	554
6-24	461	90	5	556
0-24	473	96	5	574
18/10/2022				
7-19	395	89	6	490
6-22	432	99	6	537
6-24	435	101	6	542
0-24	442	104	6	552
19/10/2022				
7-19	417	74	4	495
6-22	455	81	4	540
6-24	457	82	4	543
0-24	466	86	4	556
Average				
7-19	385	71	3	459
6-22	418	77	4	498
6-24	422	78	4	503
0-24	430	81	4	515

Total Vehicle Class Distribution



Lincolnshire ATC 12, Marsh Lane

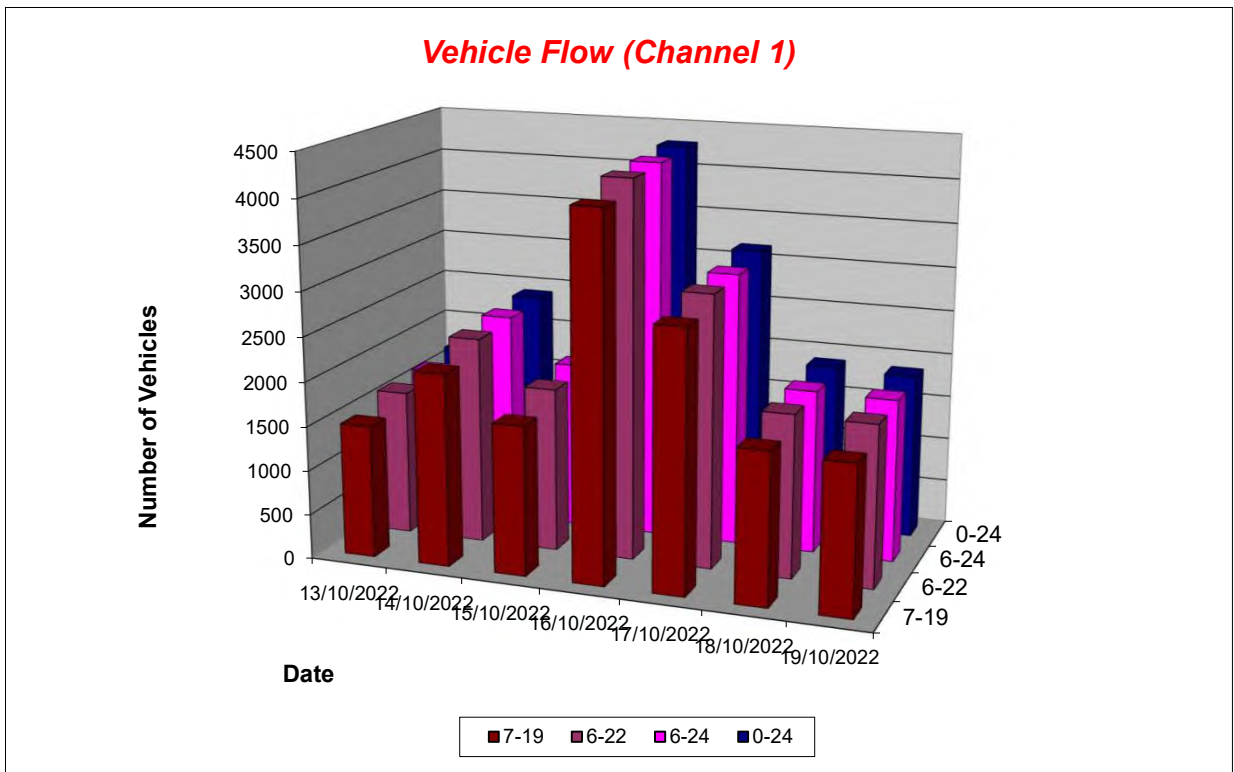
Produced by Road Data Services Ltd.

Channel 1 - Southwestbound

Vehicle Flow

Week 1

Hr Ending	13/10/2022 Thursday	14/10/2022 Friday	15/10/2022 Saturday	16/10/2022 Sunday	17/10/2022 Monday	18/10/2022 Tuesday	19/10/2022 Wednesday	Weekday Average	Average
1	6	3	10	22	6	3	2	4	7
2	3	3	8	5	3	1	1	2	3
3	2	1	6	2	7	0	0	2	3
4	7	6	4	4	11	6	4	7	6
5	12	10	7	2	15	10	8	11	9
6	22	14	11	9	40	23	18	23	20
7	52	65	42	23	72	62	71	64	55
8	80	92	54	68	128	100	78	96	86
9	102	130	99	167	192	115	120	132	132
10	108	281	158	298	454	123	122	218	221
11	159	363	186	450	531	165	172	278	289
12	127	254	161	473	433	162	164	228	253
13	139	215	180	478	249	169	167	188	228
14	149	167	138	468	203	176	160	171	209
15	174	167	151	468	210	179	170	180	217
16	149	164	140	406	161	156	154	157	190
17	133	131	159	365	147	166	163	148	181
18	109	127	153	261	116	112	120	117	143
19	62	69	98	170	81	70	70	70	89
20	28	59	60	63	40	35	38	40	46
21	38	27	31	45	14	29	28	27	30
22	19	18	29	21	20	12	17	17	19
23	16	22	18	17	11	6	9	13	14
24	7	20	23	7	11	5	7	10	11
7-19	1491	2160	1677	4072	2905	1693	1660	1982	2237
6-22	1628	2329	1839	4224	3051	1831	1814	2131	2388
6-24	1651	2371	1880	4248	3073	1842	1830	2153	2414
0-24	1703	2408	1926	4292	3155	1885	1863	2203	2462



Lincolnshire ATC 12, Marsh Lane

Produced by Road Data Services Ltd.

Channel 1 - Southwestbound

Average Speed

Week 1

Hr Ending	13/10/2022 Thursday	14/10/2022 Friday	15/10/2022 Saturday	16/10/2022 Sunday	17/10/2022 Monday	18/10/2022 Tuesday	19/10/2022 Wednesday
1	42.0	54.4	51.8	55.8	48.6	62.4	37.0
2	47.0	58.0	52.5	58.0	52.0	57.5	72.3
3	59.2	62.2	53.1	62.1	51.3	-	-
4	57.5	65.4	56.2	59.5	56.9	54.8	61.5
5	60.0	57.4	56.4	61.1	55.1	56.2	59.0
6	60.2	58.1	54.1	51.7	57.4	62.9	57.5
7	57.0	58.0	55.2	57.3	55.7	59.0	59.0
8	58.5	56.8	53.1	59.0	54.7	57.7	59.2
9	56.3	53.8	57.1	56.7	53.4	55.2	58.7
10	54.5	48.8	53.0	53.4	47.2	53.8	56.4
11	52.1	49.4	51.2	50.9	45.4	50.8	53.8
12	53.2	51.2	54.1	50.2	48.1	52.5	53.9
13	52.0	52.3	53.9	51.1	51.8	55.0	53.7
14	54.9	53.9	55.9	51.3	51.6	53.6	55.4
15	54.3	52.7	55.8	48.4	54.3	54.0	57.5
16	56.4	54.6	56.2	51.1	52.3	54.8	56.7
17	56.1	55.5	56.1	53.2	55.6	57.0	56.8
18	57.4	55.8	53.5	53.3	56.9	56.9	57.5
19	57.7	55.8	51.2	55.3	56.0	53.2	58.3
20	52.2	52.8	56.3	56.3	54.0	56.7	59.8
21	52.9	52.3	55.8	58.3	55.2	57.5	55.8
22	58.7	52.1	49.0	59.0	55.5	54.5	58.5
23	62.8	57.9	53.4	54.9	54.4	51.3	51.2
24	55.4	53.8	55.3	58.5	57.6	55.7	66.0

10-12	52.6	50.1	52.5	50.5	46.6	51.6	53.8
14-16	55.3	53.6	56.0	49.7	53.4	54.4	57.1
0-24	55.1	52.7	54.3	52.0	50.7	54.8	56.4

Average (ALL)	53.2
Weekday Inter-Peak	51.7

Channel 1 - Southwestbound

85th Percentile

Hr Ending	13/10/2022 Thursday	14/10/2022 Friday	15/10/2022 Saturday	16/10/2022 Sunday	17/10/2022 Monday	18/10/2022 Tuesday	19/10/2022 Wednesday
1	54.4	69.6	65.4	65.1	53.4	79.3	40.4
2	53.5	63.1	57.8	66.1	59.9	-	-
3	67.1	-	63.6	72.8	61.7	-	-
4	62.2	73.7	60.8	69.0	64.4	64.6	66.3
5	71.3	66.9	67.3	63.0	65.5	65.1	69.6
6	70.3	69.0	61.0	57.5	70.0	73.1	71.4
7	67.5	68.1	66.0	65.9	65.5	68.3	69.2
8	68.0	66.9	60.6	69.2	64.6	68.4	70.3
9	66.2	63.5	64.8	66.6	62.9	64.6	69.5
10	65.1	56.7	61.7	61.8	55.7	62.3	65.4
11	60.5	58.4	62.6	59.9	55.1	60.9	62.8
12	61.5	60.1	62.3	58.8	57.0	63.5	63.0
13	61.1	60.4	62.3	59.5	61.0	65.0	63.9
14	64.4	63.8	64.8	59.5	61.8	63.1	64.6
15	64.2	61.2	63.4	59.5	62.4	64.8	66.3
16	66.6	62.1	64.5	60.9	62.8	64.4	64.9
17	66.0	63.9	65.7	62.1	65.4	66.7	69.2
18	67.5	64.1	66.5	63.1	66.3	65.9	67.3
19	64.7	64.1	61.3	64.1	65.9	63.6	67.3
20	66.5	58.1	66.0	66.1	62.5	62.4	69.1
21	67.2	63.4	64.6	70.0	63.4	65.7	68.1
22	68.2	61.5	60.6	68.3	67.9	63.3	70.4
23	69.6	70.0	62.5	64.4	65.7	61.0	72.4
24	64.6	65.7	65.7	66.2	66.7	62.2	71.1

10-12	61.0	59.1	62.7	59.3	56.1	62.2	62.9
14-16	65.4	61.7	63.9	60.3	62.7	64.7	65.7
0-24	65.2	61.9	64.0	61.6	60.9	64.9	66.6

85th %ile (ALL)	63.2
Weekday Inter-Peak	61.6

Lincolnshire ATC 12, Marsh Lane

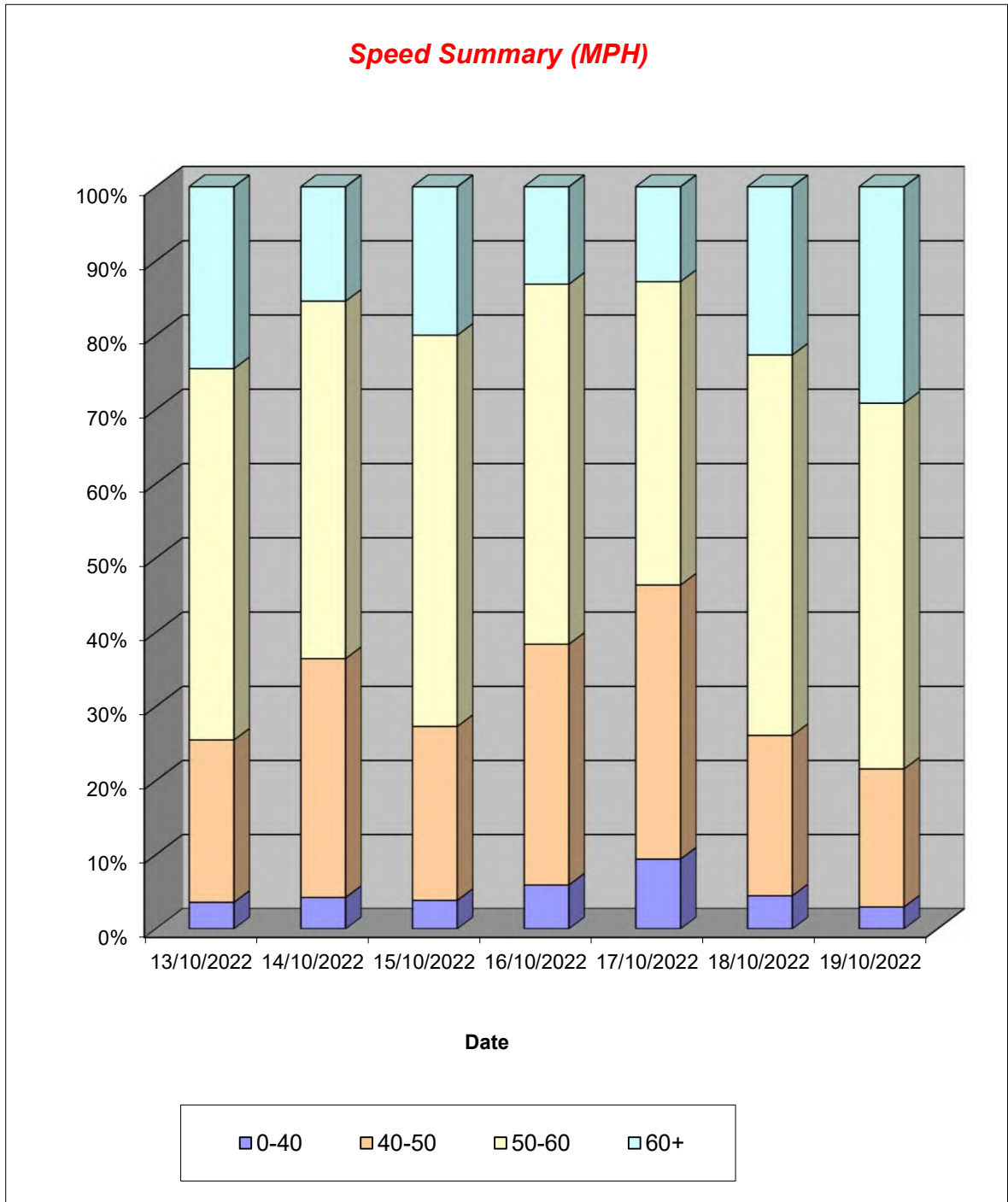
Produced by Road Data Services Ltd.

Channel 1 - Southwestbound

Speed Summary

Week 1

Speed (MPH)	13/10/2022 Thursday	14/10/2022 Friday	15/10/2022 Saturday	16/10/2022 Sunday	17/10/2022 Monday	18/10/2022 Tuesday	19/10/2022 Wednesday
0-40	61	102	74	254	297	84	55
40-50	373	776	452	1394	1166	408	347
50-60	852	1159	1015	2081	1289	966	918
60+	417	371	385	563	403	427	543
TOTAL	1703	2408	1926	4292	3155	1885	1863



Lincolnshire ATC 12, Marsh Lane

Produced by Road Data Services Ltd.

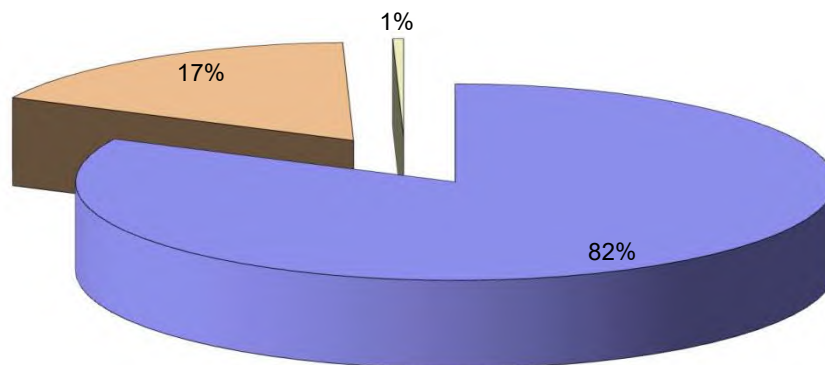
Channel 1 - Southwestbound

Vehicle Class

Week 1

Classes Day / Time	Car / LGV / Caravan - 1	OGV1 / Bus - 2,3,5,6,7,12	OGV2 - 4,8,9,10,11,13	TOTAL - 1-13
13/10/2022				
7-19	1123	351	17	1491
6-22	1232	379	17	1628
6-24	1252	382	17	1651
0-24	1298	388	17	1703
14/10/2022				
7-19	1731	414	15	2160
6-22	1866	446	17	2329
6-24	1905	449	17	2371
0-24	1935	455	18	2408
15/10/2022				
7-19	1417	258	2	1677
6-22	1554	283	2	1839
6-24	1588	290	2	1880
0-24	1619	305	2	1926
16/10/2022				
7-19	3551	517	4	4072
6-22	3681	539	4	4224
6-24	3704	540	4	4248
0-24	3740	548	4	4292
17/10/2022				
7-19	2428	465	12	2905
6-22	2547	492	12	3051
6-24	2567	494	12	3073
0-24	2634	509	12	3155
18/10/2022				
7-19	1342	338	13	1693
6-22	1450	368	13	1831
6-24	1459	370	13	1842
0-24	1491	381	13	1885
19/10/2022				
7-19	1289	358	13	1660
6-22	1416	385	13	1814
6-24	1428	389	13	1830
0-24	1452	398	13	1863
Average				
7-19	1840	386	11	2237
6-22	1964	413	11	2388
6-24	1986	416	11	2414
0-24	2024	426	11	2462

Total Vehicle Class Distribution



Lincolnshire ATC 12, Marsh Lane

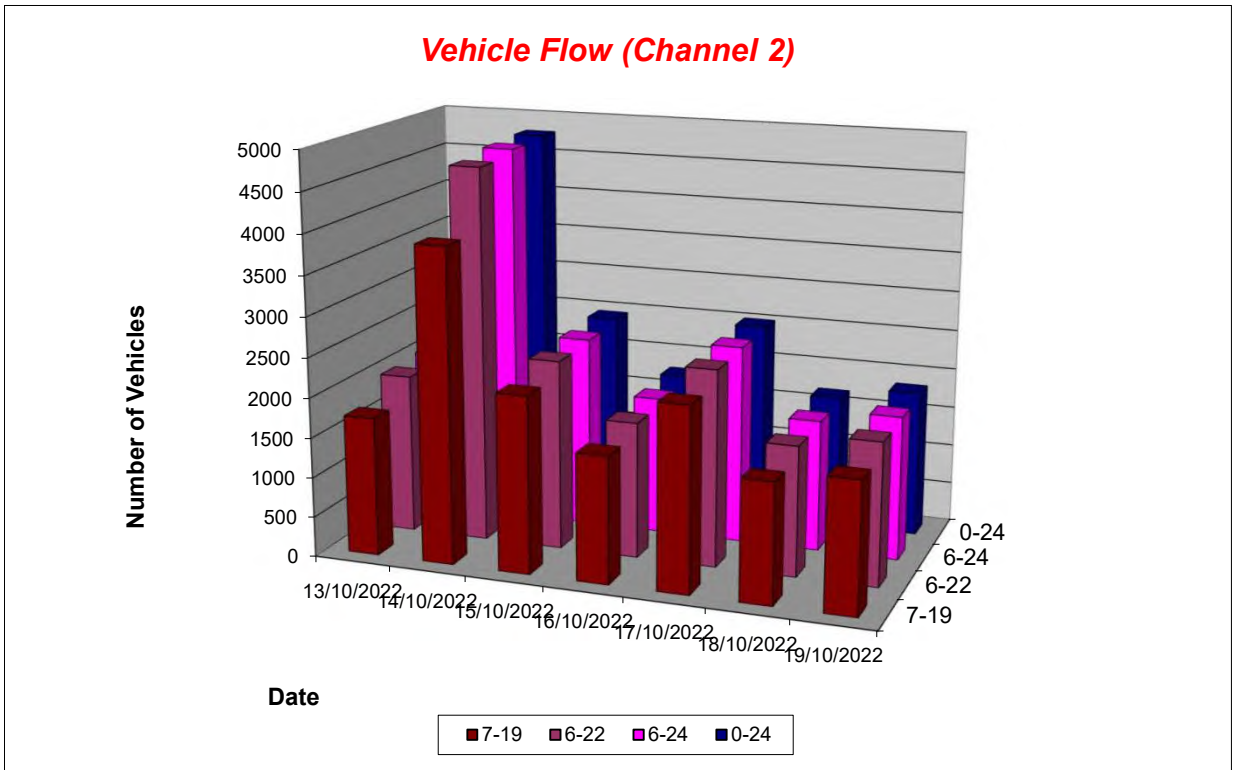
Produced by Road Data Services Ltd.

Channel 2 - Northeastbound

Vehicle Flow

Week 1

Hr Ending	13/10/2022 Thursday	14/10/2022 Friday	15/10/2022 Saturday	16/10/2022 Sunday	17/10/2022 Monday	18/10/2022 Tuesday	19/10/2022 Wednesday	Weekday Average	Average
1	6	6	14	7	3	6	4	5	7
2	1	3	7	4	2	2	6	3	4
3	4	6	4	3	1	3	3	3	3
4	3	2	2	3	3	2	2	2	2
5	0	1	2	7	3	1	4	2	3
6	7	7	12	9	11	7	9	8	9
7	31	20	14	24	21	30	22	25	23
8	74	69	47	36	89	75	72	76	66
9	96	127	113	85	96	100	121	108	105
10	140	157	225	137	173	113	134	143	154
11	146	178	221	187	178	167	157	165	176
12	162	236	302	252	187	152	183	184	211
13	163	370	276	235	312	177	152	235	241
14	136	453	243	168	287	129	142	229	223
15	174	482	225	128	319	137	161	255	232
16	188	483	169	118	246	138	161	243	215
17	185	456	162	99	182	122	133	216	191
18	139	457	130	72	129	88	126	188	163
19	129	449	97	67	98	98	92	173	147
20	105	363	70	42	62	46	48	125	105
21	98	264	48	36	47	29	47	97	81
22	29	120	33	15	31	25	31	47	41
23	30	45	15	14	16	15	10	23	21
24	12	24	15	15	11	7	9	13	13
7-19	1732	3917	2210	1584	2296	1496	1634	2215	2124
6-22	1995	4684	2375	1701	2457	1626	1782	2509	2374
6-24	2037	4753	2405	1730	2484	1648	1801	2545	2408
0-24	2058	4778	2446	1763	2507	1669	1829	2568	2436



Lincolnshire ATC 12, Marsh Lane

Produced by Road Data Services Ltd.

Channel 2 - Northeastbound

Average Speed

Week 1

Hr Ending	13/10/2022 Thursday	14/10/2022 Friday	15/10/2022 Saturday	16/10/2022 Sunday	17/10/2022 Monday	18/10/2022 Tuesday	19/10/2022 Wednesday
1	53.4	51.6	46.8	52.6	50.3	58.4	57.9
2	47.4	53.3	53.2	56.2	51.8	51.9	65.0
3	63.0	61.6	62.5	58.3	46.3	48.5	55.5
4	52.7	52.9	63.8	41.1	53.5	52.2	47.2
5	-	61.6	53.2	49.7	54.8	48.8	42.6
6	56.9	60.2	56.9	42.8	56.2	65.6	55.5
7	53.5	55.6	51.3	51.7	55.5	54.3	53.8
8	52.9	57.1	56.2	54.0	52.1	55.9	55.3
9	54.7	54.0	54.2	54.9	53.1	52.6	55.1
10	52.1	53.8	52.6	54.3	49.3	55.4	52.3
11	52.9	50.8	52.2	52.5	48.7	51.9	50.0
12	50.9	51.1	51.1	49.6	51.1	51.5	48.0
13	49.2	48.1	51.6	51.3	49.3	50.1	50.7
14	52.8	48.9	51.1	51.8	48.8	51.3	50.9
15	51.7	48.0	54.5	51.5	48.5	52.2	51.3
16	52.3	49.1	54.3	54.9	49.3	50.5	53.0
17	55.3	50.6	54.4	55.6	54.3	55.1	53.7
18	56.1	50.9	57.5	53.2	56.1	57.5	52.6
19	52.6	48.6	49.3	54.5	53.7	51.5	54.2
20	53.9	49.9	54.8	53.9	54.4	56.4	53.3
21	52.1	50.0	56.8	53.7	55.9	55.3	56.5
22	54.8	50.7	53.4	49.5	55.0	54.9	55.4
23	55.8	51.8	57.8	55.2	55.7	56.9	56.7
24	55.7	53.0	57.0	58.5	55.1	54.4	54.7

10-12	51.8	51.0	51.5	50.8	49.9	51.7	48.9
14-16	52.0	48.6	54.4	53.1	48.9	51.4	52.1
0-24	52.9	50.0	53.0	52.5	50.9	52.9	52.2

Average (ALL)	51.7
Weekday Inter-Peak	50.2

Channel 2 - Northeastbound

85th Percentile

Hr Ending	13/10/2022 Thursday	14/10/2022 Friday	15/10/2022 Saturday	16/10/2022 Sunday	17/10/2022 Monday	18/10/2022 Tuesday	19/10/2022 Wednesday
1	57.9	57.3	54.5	58.0	54.7	68.8	67.3
2	-	57.1	67.0	68.0	63.9	57.0	71.0
3	73.3	74.1	66.5	68.6	-	49.8	64.2
4	58.9	59.1	76.7	57.8	56.3	59.3	47.6
5	-	-	60.8	61.1	58.9	-	49.8
6	69.7	68.3	63.2	51.6	61.7	74.4	66.8
7	64.2	66.2	64.3	59.2	65.8	62.0	63.7
8	61.2	66.5	65.2	61.5	62.2	64.8	65.6
9	62.7	60.0	64.4	62.0	60.3	60.3	63.3
10	59.0	60.5	60.6	62.9	57.4	62.2	60.0
11	61.5	57.8	59.8	61.7	58.5	61.0	57.4
12	60.4	58.8	58.0	57.7	59.6	60.9	56.3
13	57.5	56.6	60.8	58.7	56.9	60.4	60.2
14	60.9	56.2	60.4	60.7	55.7	60.8	60.2
15	60.0	55.4	63.3	60.2	57.1	60.7	59.1
16	62.0	55.5	64.0	62.9	58.1	59.5	61.3
17	64.3	57.4	63.1	63.5	63.1	65.1	62.8
18	64.6	59.5	66.0	60.9	64.9	64.0	61.7
19	61.4	57.8	60.0	62.9	65.2	61.5	63.0
20	62.7	56.5	65.0	62.2	61.6	65.0	61.1
21	60.3	57.6	64.6	60.7	67.3	63.9	65.5
22	65.1	56.8	65.0	56.2	64.8	64.0	62.5
23	62.2	57.9	64.1	63.4	68.6	63.5	64.9
24	67.3	61.0	65.7	69.2	63.9	64.4	63.8

10-12	61.0	58.4	58.7	59.5	59.2	60.9	56.9
14-16	61.0	55.5	63.6	61.7	57.6	60.2	60.2
0-24	61.8	57.8	62.1	61.0	59.9	62.2	61.1

85th %ile (ALL)	60.4
Weekday Inter-Peak	58.6

Lincolnshire ATC 12, Marsh Lane

Produced by Road Data Services Ltd.


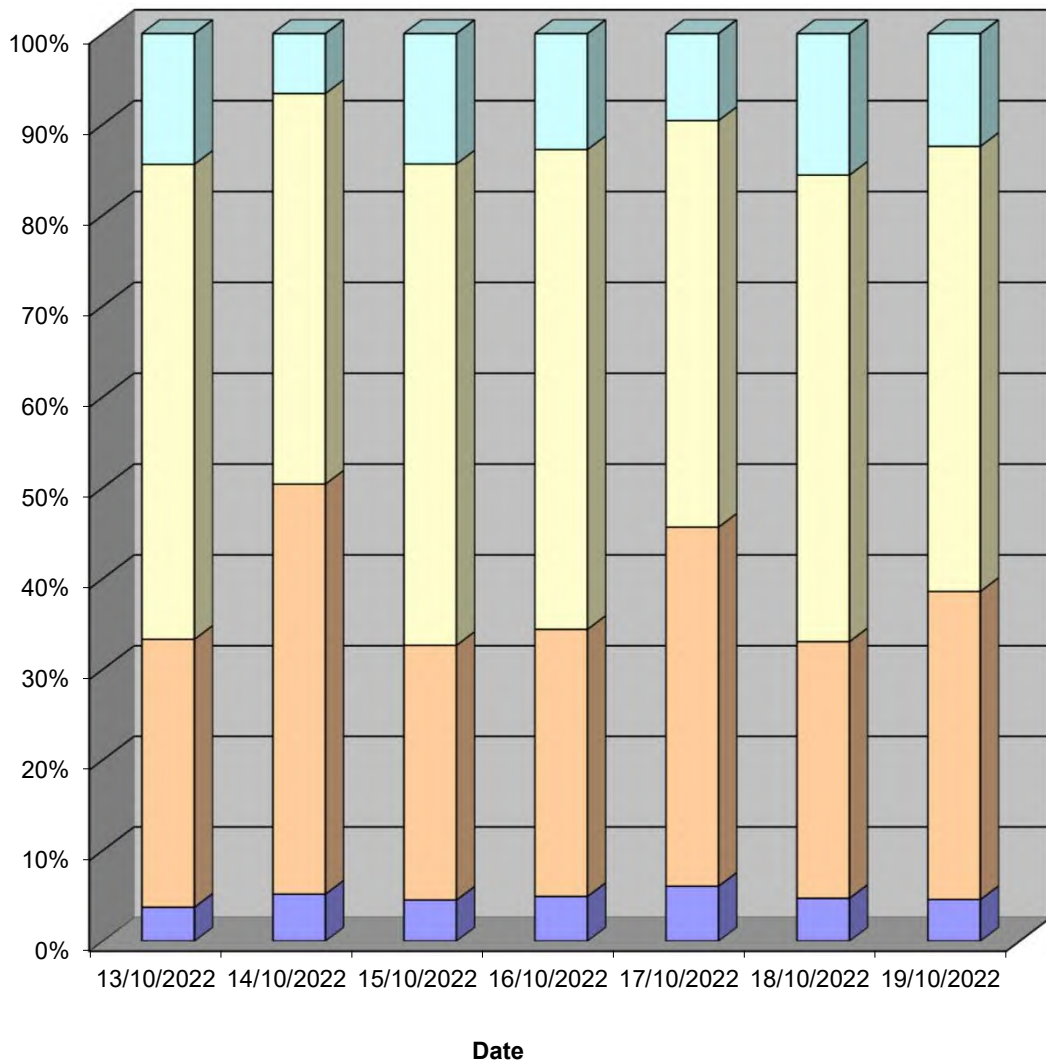
Channel 2 - Northeastbound

Speed Summary

Week 1

Speed (MPH)	13/10/2022 Thursday	14/10/2022 Friday	15/10/2022 Saturday	16/10/2022 Sunday	17/10/2022 Monday	18/10/2022 Tuesday	19/10/2022 Wednesday
0-40	77	248	111	87	152	79	84
40-50	609	2161	688	520	993	473	622
50-60	1076	2054	1296	931	1122	857	896
60+	296	315	351	225	240	260	227
TOTAL	2058	4778	2446	1763	2507	1669	1829

Speed Summary (MPH)



Lincolnshire ATC 12, Marsh Lane

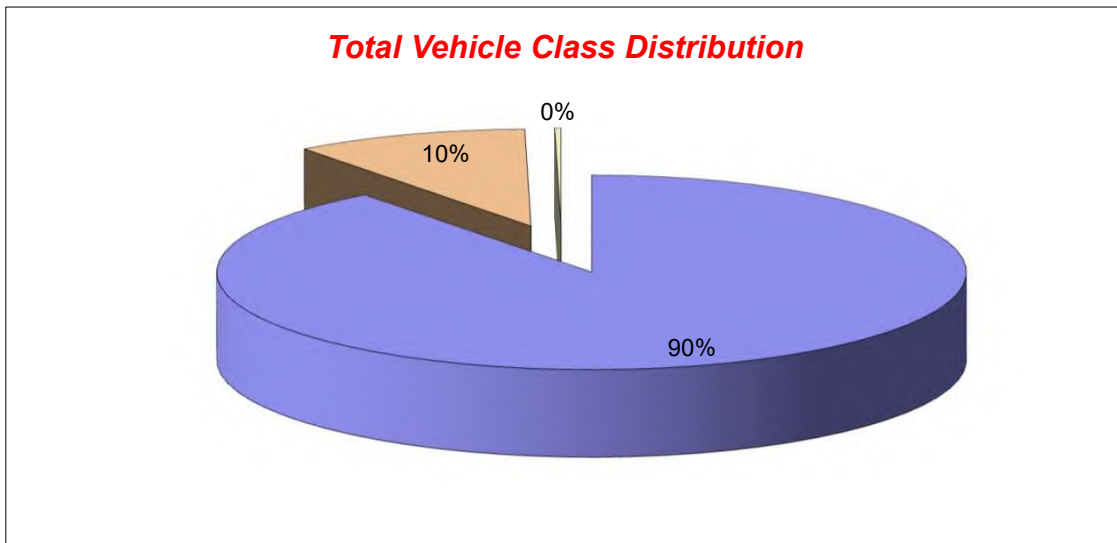
Produced by Road Data Services Ltd.

Channel 2 - Northeastbound

Vehicle Class

Week 1

Classes Day / Time	Car / LGV / Caravan - 1	OGV1 / Bus - 2,3,5,6,7,12	OGV2 - 4,8,9,10,11,13	TOTAL - 1-13
13/10/2022				
7-19	1499	227	6	1732
6-22	1741	248	6	1995
6-24	1779	252	6	2037
0-24	1797	255	6	2058
14/10/2022				
7-19	3560	350	7	3917
6-22	4261	416	7	4684
6-24	4327	419	7	4753
0-24	4350	421	7	4778
15/10/2022				
7-19	2019	190	1	2210
6-22	2174	200	1	2375
6-24	2200	204	1	2405
0-24	2237	208	1	2446
16/10/2022				
7-19	1477	104	3	1584
6-22	1586	112	3	1701
6-24	1611	116	3	1730
0-24	1640	120	3	1763
17/10/2022				
7-19	2050	236	10	2296
6-22	2195	251	11	2457
6-24	2219	254	11	2484
0-24	2236	260	11	2507
18/10/2022				
7-19	1290	196	10	1496
6-22	1402	213	11	1626
6-24	1422	215	11	1648
0-24	1441	217	11	1669
19/10/2022				
7-19	1413	214	7	1634
6-22	1547	228	7	1782
6-24	1564	230	7	1801
0-24	1584	238	7	1829
Average				
7-19	1901	217	6	2124
6-22	2129	238	7	2374
6-24	2160	241	7	2408
0-24	2184	246	7	2436



Lincolnshire ATC 14, A158 Skegness Road

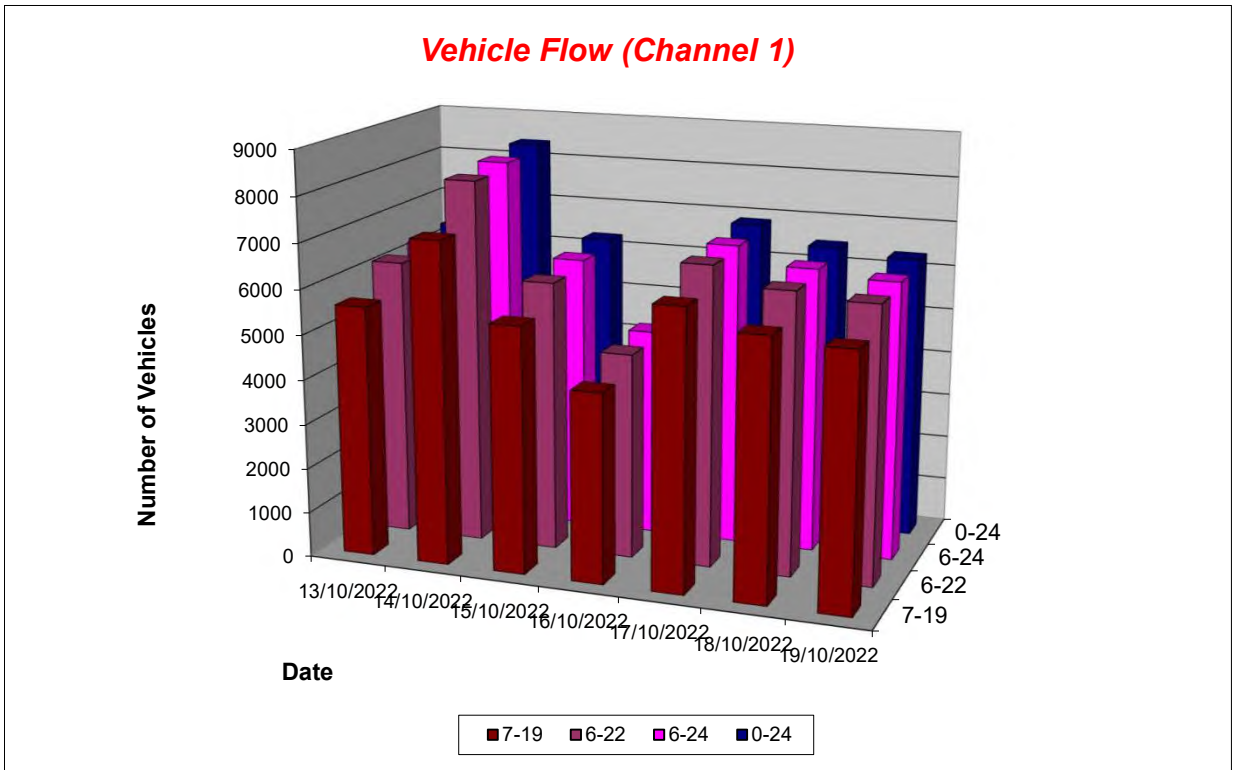
Produced by Road Data Services Ltd.

Channel 1 - Westbound

Vehicle Flow

Week 1

Hr Ending	13/10/2022 Thursday	14/10/2022 Friday	15/10/2022 Saturday	16/10/2022 Sunday	17/10/2022 Monday	18/10/2022 Tuesday	19/10/2022 Wednesday	Weekday Average	Average
1	14	18	26	40	14	16	10	14	20
2	8	10	6	28	9	7	8	8	11
3	6	14	8	15	7	6	12	9	10
4	5	12	10	10	7	7	11	8	9
5	19	22	28	17	26	16	19	20	21
6	55	57	41	19	59	59	62	58	50
7	119	156	59	40	121	116	124	127	105
8	412	374	177	88	350	377	352	373	304
9	661	677	374	150	629	633	691	658	545
10	492	587	456	341	522	523	522	529	492
11	489	538	567	512	548	526	519	524	528
12	513	570	602	588	562	576	531	550	563
13	429	588	604	553	603	511	435	513	532
14	464	736	538	464	549	465	471	537	527
15	426	659	543	402	551	449	437	504	495
16	475	694	445	361	580	443	462	531	494
17	474	631	425	274	520	469	443	507	462
18	438	558	405	275	449	437	461	469	432
19	319	554	345	200	329	333	293	366	339
20	235	378	203	145	189	174	197	235	217
21	146	279	147	110	101	117	113	151	145
22	98	147	123	76	76	117	84	104	103
23	58	76	82	43	41	72	54	60	61
24	24	49	61	26	22	20	22	27	32
7-19	5592	7166	5481	4208	6192	5742	5617	6062	5714
6-22	6190	8126	6013	4579	6679	6266	6135	6679	6284
6-24	6272	8251	6156	4648	6742	6358	6211	6767	6377
0-24	6379	8384	6275	4777	6864	6469	6333	6886	6497



Lincolnshire ATC 14, A158 Skegness Road

Produced by Road Data Services Ltd.

Channel 1 - Westbound

Average Speed

Week 1

Hr Ending	13/10/2022 Thursday	14/10/2022 Friday	15/10/2022 Saturday	16/10/2022 Sunday	17/10/2022 Monday	18/10/2022 Tuesday	19/10/2022 Wednesday
1	57.9	55.6	52.9	57.3	58.1	59.6	61.5
2	56.8	60.6	60.0	58.2	56.5	62.7	56.0
3	52.9	59.2	61.7	58.3	53.7	57.4	59.3
4	51.4	54.9	58.6	60.4	58.3	60.9	56.1
5	55.8	53.1	55.3	55.6	54.7	54.4	54.6
6	54.7	54.8	56.3	56.4	52.6	55.0	54.8
7	52.8	53.7	52.9	53.3	52.5	52.5	53.1
8	52.0	52.3	54.2	56.0	52.7	49.5	52.3
9	49.9	49.9	52.0	54.4	51.0	50.7	49.8
10	50.3	49.8	52.2	52.9	47.3	50.9	49.8
11	49.4	50.1	50.3	51.6	49.9	50.4	48.9
12	49.1	49.1	51.5	51.2	49.7	49.6	49.0
13	50.4	50.0	48.9	52.2	50.7	48.6	48.9
14	49.6	48.9	51.7	52.6	49.9	48.6	49.8
15	50.1	49.8	51.7	51.1	49.5	50.0	50.1
16	49.7	49.5	52.3	53.3	51.8	50.4	50.0
17	50.8	50.6	52.8	54.6	52.0	49.5	51.9
18	53.7	53.4	53.2	54.5	53.6	52.8	51.8
19	51.2	51.5	51.0	54.4	51.4	52.3	51.7
20	53.1	51.5	52.8	54.9	54.3	50.5	53.4
21	55.2	49.2	53.8	55.9	57.7	55.3	55.1
22	55.5	52.6	55.2	55.5	57.2	54.2	55.1
23	56.9	55.3	56.8	52.7	56.6	56.5	55.7
24	58.2	56.1	55.2	53.2	60.1	56.2	54.3

10-12	49.3	49.6	50.9	51.4	49.8	50.0	48.9
14-16	49.9	49.7	52.0	52.1	50.7	50.2	50.0
0-24	50.9	50.6	51.9	53.0	51.1	50.6	50.7

Average (ALL)	51.2
Weekday Inter-Peak	49.8

Channel 1 - Westbound

85th Percentile

Hr Ending	13/10/2022 Thursday	14/10/2022 Friday	15/10/2022 Saturday	16/10/2022 Sunday	17/10/2022 Monday	18/10/2022 Tuesday	19/10/2022 Wednesday
1	69.8	67.7	65.3	64.7	71.2	69.8	67.7
2	60.2	68.7	75.8	67.9	62.3	73.0	69.4
3	58.9	64.8	70.3	68.7	57.1	64.0	66.7
4	56.7	62.0	71.1	71.2	65.0	68.8	62.6
5	59.6	62.5	64.6	65.8	63.5	63.6	62.6
6	62.5	63.1	64.1	62.2	64.0	64.5	65.2
7	59.7	61.8	60.4	60.5	59.6	58.4	59.6
8	57.6	58.8	61.7	63.9	58.3	59.3	59.3
9	55.8	56.4	59.2	61.9	56.8	56.5	56.0
10	57.3	55.4	57.8	59.4	56.1	57.1	55.5
11	55.4	56.1	56.4	57.6	55.8	56.9	57.3
12	56.5	54.5	57.3	57.2	56.3	55.5	55.3
13	55.8	55.5	57.2	58.6	56.5	56.5	55.2
14	56.2	54.3	57.4	59.5	56.1	56.7	56.7
15	57.7	55.2	58.5	58.0	56.6	56.2	57.2
16	56.6	58.3	58.7	59.5	57.5	59.0	58.4
17	58.7	56.2	59.2	61.3	57.8	59.1	58.4
18	60.1	59.4	59.2	62.2	60.2	59.3	58.3
19	58.0	57.2	57.8	62.0	58.8	59.5	58.9
20	60.7	57.3	60.3	62.2	61.7	58.9	61.0
21	64.1	56.2	61.4	63.5	65.0	64.2	64.1
22	63.0	59.9	62.1	63.2	65.4	63.0	62.9
23	64.0	62.9	65.3	60.0	65.3	64.3	63.7
24	72.2	64.6	64.6	66.9	67.7	65.3	62.5

10-12	56.1	55.3	56.9	57.4	56.1	56.2	56.3
14-16	57.1	57.1	58.7	58.8	57.3	57.7	57.8
0-24	58.0	57.1	58.9	60.0	58.1	58.3	58.0

85th %ile (ALL)	58.3
Weekday Inter-Peak	56.7

Lincolnshire ATC 14, A158 Skegness Road

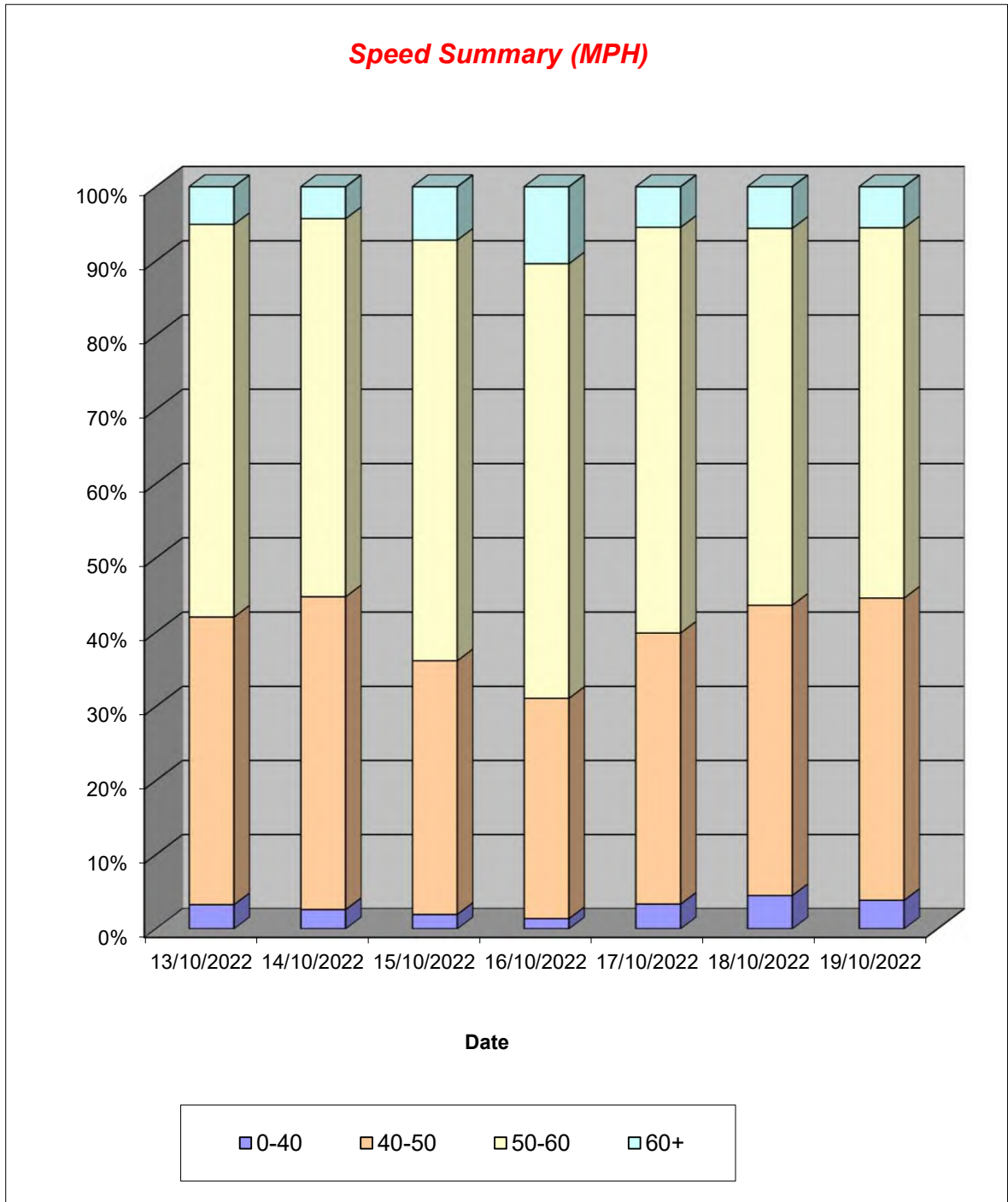
Produced by Road Data Services Ltd.

Channel 1 - Westbound

Speed Summary

Week 1

Speed (MPH)	13/10/2022 Thursday	14/10/2022 Friday	15/10/2022 Saturday	16/10/2022 Sunday	17/10/2022 Monday	18/10/2022 Tuesday	19/10/2022 Wednesday
0-40	208	218	122	66	229	291	244
40-50	2475	3537	2148	1420	2510	2533	2581
50-60	3373	4269	3554	2796	3750	3283	3158
60+	323	360	451	495	375	362	350
TOTAL	6379	8384	6275	4777	6864	6469	6333



Lincolnshire ATC 14, A158 Skegness Road

Produced by Road Data Services Ltd.

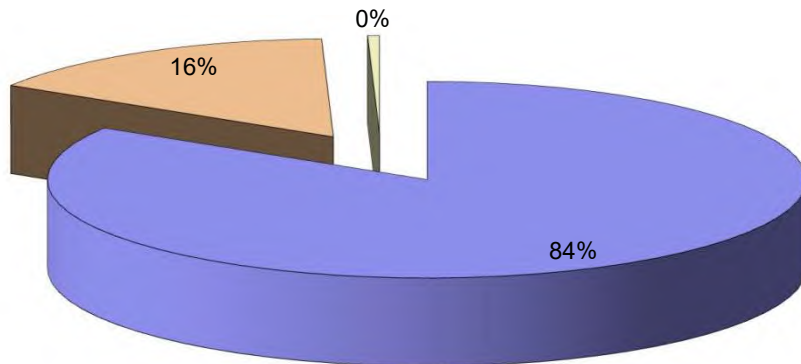
Channel 1 - Westbound

Vehicle Class

Week 1

Classes Day / Time	Car / LGV / Caravan - 1	OGV1 / Bus - 2,3,5,6,7,12	OGV2 - 4,8,9,10,11,13	TOTAL - 1-13
13/10/2022				
7-19	4555	1011	26	5592
6-22	5050	1111	29	6190
6-24	5117	1125	30	6272
0-24	5206	1138	35	6379
14/10/2022				
7-19	5957	1176	33	7166
6-22	6781	1309	36	8126
6-24	6884	1330	37	8251
0-24	6978	1365	41	8384
15/10/2022				
7-19	4825	647	9	5481
6-22	5273	730	10	6013
6-24	5402	744	10	6156
0-24	5499	764	12	6275
16/10/2022				
7-19	3756	439	13	4208
6-22	4077	488	14	4579
6-24	4135	497	16	4648
0-24	4237	523	17	4777
17/10/2022				
7-19	5189	980	23	6192
6-22	5583	1066	30	6679
6-24	5637	1075	30	6742
0-24	5734	1097	33	6864
18/10/2022				
7-19	4720	983	39	5742
6-22	5157	1066	43	6266
6-24	5234	1081	43	6358
0-24	5318	1105	46	6469
19/10/2022				
7-19	4572	1008	37	5617
6-22	5001	1094	40	6135
6-24	5058	1113	40	6211
0-24	5143	1146	44	6333
Average				
7-19	4796	892	26	5714
6-22	5275	981	29	6284
6-24	5352	995	29	6377
0-24	5445	1020	33	6497

Total Vehicle Class Distribution



Lincolnshire ATC 14, A158 Skegness Road

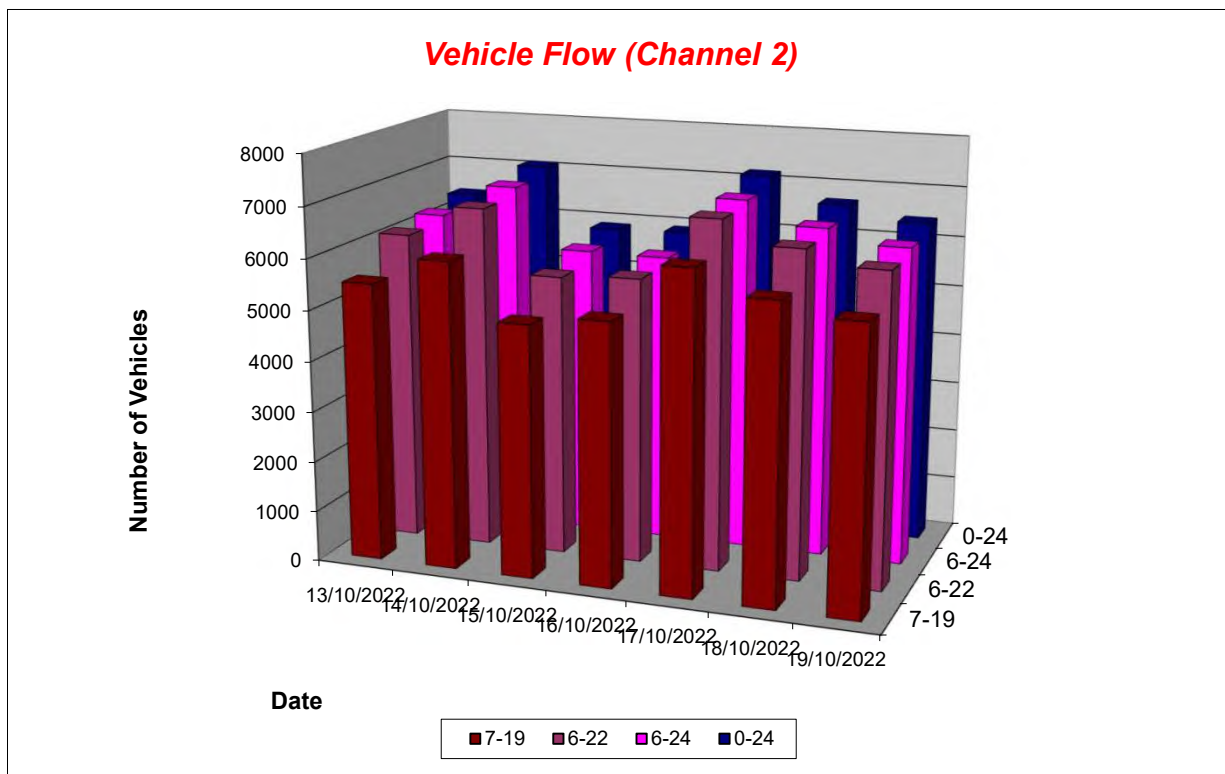
Produced by Road Data Services Ltd.

Channel 2 - Eastbound

Vehicle Flow

Week 1

Hr Ending	13/10/2022 Thursday	14/10/2022 Friday	15/10/2022 Saturday	16/10/2022 Sunday	17/10/2022 Monday	18/10/2022 Tuesday	19/10/2022 Wednesday	Weekday Average	Average
1	20	20	36	56	17	23	23	21	28
2	5	9	10	37	15	5	21	11	15
3	7	10	10	24	16	7	4	9	11
4	9	14	10	18	17	9	13	12	13
5	28	30	17	18	45	33	30	33	29
6	81	83	66	38	98	87	81	86	76
7	169	153	71	44	165	147	164	160	130
8	302	299	149	105	331	279	331	308	257
9	426	447	219	196	460	449	445	445	377
10	399	497	361	325	537	385	379	439	412
11	428	530	441	481	596	407	441	480	475
12	459	552	479	515	582	406	456	491	493
13	444	548	527	544	528	518	493	506	515
14	446	512	478	545	526	490	427	480	489
15	547	591	459	634	564	634	556	578	569
16	577	554	544	618	646	647	563	597	593
17	568	600	494	558	642	606	557	595	575
18	546	555	459	374	572	617	574	573	528
19	356	367	361	272	302	383	337	349	340
20	212	270	225	190	185	228	191	217	214
21	164	156	148	123	155	132	152	152	147
22	99	136	124	101	89	105	84	103	105
23	76	110	123	58	53	54	67	72	77
24	35	43	71	36	28	32	34	34	40
7-19	5498	6052	4971	5167	6286	5821	5559	5843	5622
6-22	6142	6767	5539	5625	6880	6433	6150	6474	6219
6-24	6253	6920	5733	5719	6961	6519	6251	6581	6337
0-24	6403	7086	5882	5910	7169	6683	6423	6753	6508



Lincolnshire ATC 14, A158 Skegness Road

Produced by Road Data Services Ltd.

Channel 2 - Eastbound

Average Speed

Week 1

Hr Ending	13/10/2022 Thursday	14/10/2022 Friday	15/10/2022 Saturday	16/10/2022 Sunday	17/10/2022 Monday	18/10/2022 Tuesday	19/10/2022 Wednesday
1	62.1	58.3	57.2	56.4	54.6	63.9	60.9
2	68.2	52.7	58.6	59.8	59.5	57.3	58.9
3	58.8	60.9	56.8	60.0	60.1	59.9	58.3
4	60.8	57.2	58.8	58.6	60.0	57.9	61.7
5	56.7	59.9	57.3	62.2	57.1	57.7	59.1
6	55.5	55.6	53.5	56.4	57.1	58.2	58.8
7	53.0	54.6	57.2	57.1	53.9	53.8	56.4
8	52.7	51.9	53.4	55.2	51.7	54.1	54.0
9	52.9	51.2	54.7	53.2	52.0	50.6	51.6
10	50.7	49.3	52.4	51.6	48.4	49.7	52.1
11	49.2	48.4	50.2	50.8	47.3	49.1	49.0
12	50.2	48.7	51.4	51.1	48.3	49.7	49.8
13	51.8	49.1	51.5	50.9	49.2	50.3	51.0
14	50.1	49.0	51.7	51.2	49.3	49.7	51.2
15	49.3	49.6	51.6	49.3	50.1	49.2	50.5
16	51.0	50.9	51.8	51.7	50.0	50.1	51.7
17	50.0	50.9	52.2	52.0	51.3	50.4	51.7
18	51.6	52.4	51.8	52.5	51.9	50.1	51.9
19	52.9	52.1	52.6	53.3	52.3	52.8	53.6
20	53.6	52.1	53.1	54.0	54.5	53.4	54.9
21	54.0	52.1	55.6	56.5	54.9	56.1	56.3
22	55.6	54.8	54.7	54.7	57.2	55.9	57.5
23	57.2	55.7	54.5	54.8	55.2	56.4	56.0
24	58.1	56.5	56.8	53.4	55.5	57.6	58.7

10-12	49.7	48.5	50.9	50.9	47.8	49.4	49.4
14-16	50.2	50.3	51.7	50.5	50.0	49.7	51.1
0-24	51.5	50.8	52.4	52.0	50.7	51.0	52.1

Average (ALL)	51.4
Weekday Inter-Peak	49.6

Channel 2 - Eastbound

85th Percentile

Hr Ending	13/10/2022 Thursday	14/10/2022 Friday	15/10/2022 Saturday	16/10/2022 Sunday	17/10/2022 Monday	18/10/2022 Tuesday	19/10/2022 Wednesday
1	75.0	67.7	65.1	64.0	61.1	71.9	70.9
2	74.5	60.8	63.7	69.1	68.5	67.6	67.4
3	67.8	70.3	65.0	68.1	67.2	72.4	66.7
4	71.7	64.9	63.9	67.9	70.7	68.0	70.7
5	63.6	66.6	67.9	71.4	63.8	65.3	68.6
6	62.5	63.4	61.2	63.9	63.2	65.5	67.3
7	60.3	62.3	66.6	65.5	60.4	60.6	63.7
8	59.9	59.1	60.0	61.4	58.1	60.8	61.3
9	58.8	58.3	61.5	59.5	57.4	56.9	58.7
10	57.4	55.0	58.5	57.9	54.4	55.8	58.1
11	56.3	54.6	56.1	57.4	53.9	54.5	56.4
12	56.4	56.0	57.0	56.9	54.7	56.6	57.2
13	57.6	57.1	57.7	57.6	55.3	56.1	57.1
14	56.1	55.3	57.8	57.7	55.6	56.3	57.7
15	57.7	57.6	58.5	60.3	56.4	55.6	56.9
16	58.0	57.3	57.6	58.4	55.6	56.7	58.0
17	58.5	57.6	58.6	58.4	57.3	58.3	58.7
18	59.9	59.6	58.3	59.2	58.3	59.3	59.1
19	59.5	58.0	58.5	60.4	60.9	59.6	60.0
20	61.0	59.1	60.4	61.1	61.1	60.8	61.8
21	62.0	58.9	63.5	64.0	63.3	63.9	64.2
22	62.7	62.4	61.7	62.8	65.5	63.3	65.1
23	65.6	63.7	62.5	63.6	62.6	65.0	64.1
24	68.0	66.3	65.2	61.0	63.2	63.9	65.7

10-12	56.4	55.3	56.7	57.1	54.3	55.6	56.8
14-16	57.9	57.6	58.0	59.7	55.9	56.2	57.5
0-24	59.0	58.1	59.1	59.6	57.6	58.3	59.4

85th %ile (ALL)	58.7
Weekday Inter-Peak	56.4

Lincolnshire ATC 14, A158 Skegness Road

Produced by Road Data Services Ltd.

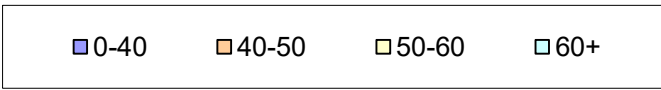
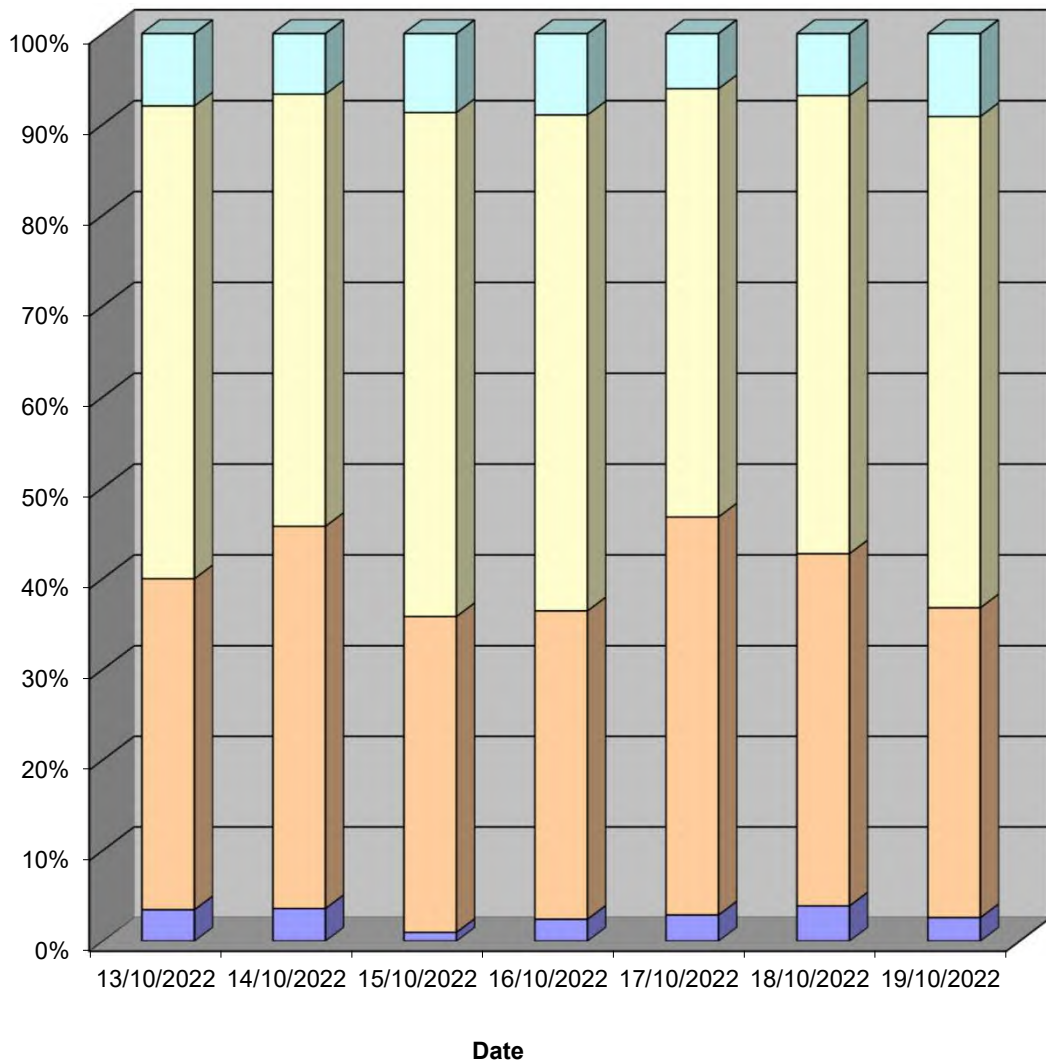
Channel 2 - Eastbound

Speed Summary

Week 1

Speed (MPH)	13/10/2022 Thursday	14/10/2022 Friday	15/10/2022 Saturday	16/10/2022 Sunday	17/10/2022 Monday	18/10/2022 Tuesday	19/10/2022 Wednesday
0-40	222	255	57	143	207	260	167
40-50	2339	2988	2051	2012	3148	2597	2197
50-60	3332	3371	3263	3226	3379	3370	3473
60+	510	472	511	529	435	456	586
TOTAL	6403	7086	5882	5910	7169	6683	6423

Speed Summary (MPH)



Lincolnshire ATC 14, A158 Skegness Road

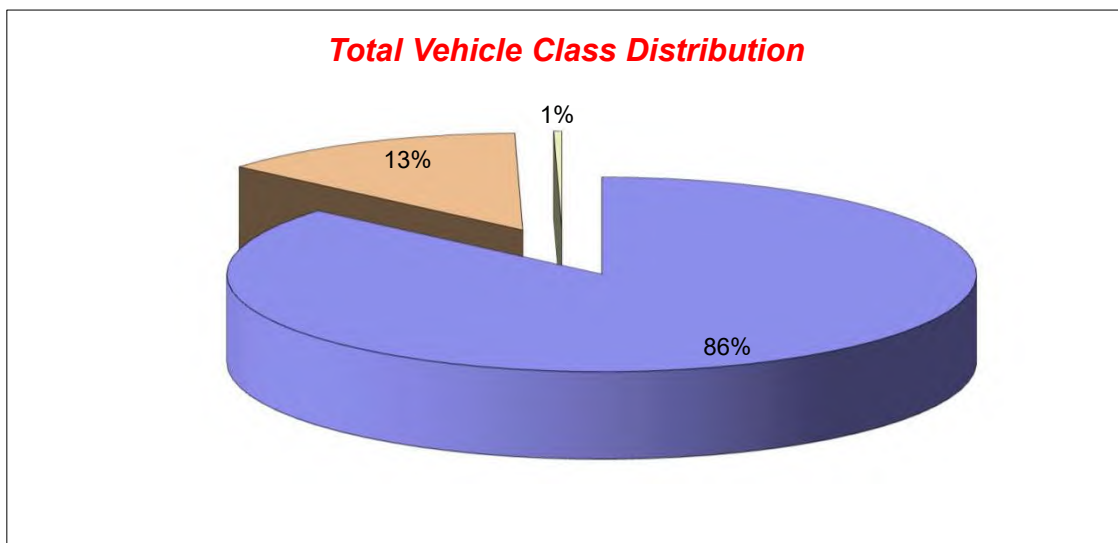
Produced by Road Data Services Ltd.

Channel 2 - Eastbound

Vehicle Class

Week 1

Classes Day / Time	Car / LGV / Caravan - 1	OGV1 / Bus - 2,3,5,6,7,12	OGV2 - 4,8,9,10,11,13	TOTAL - 1-13
13/10/2022				
7-19	4590	881	27	5498
6-22	5135	978	29	6142
6-24	5231	991	31	6253
0-24	5361	1011	31	6403
14/10/2022				
7-19	5055	958	39	6052
6-22	5658	1069	40	6767
6-24	5796	1084	40	6920
0-24	5928	1113	45	7086
15/10/2022				
7-19	4420	545	6	4971
6-22	4927	606	6	5539
6-24	5097	630	6	5733
0-24	5210	666	6	5882
16/10/2022				
7-19	4670	486	11	5167
6-22	5077	537	11	5625
6-24	5160	547	12	5719
0-24	5317	581	12	5910
17/10/2022				
7-19	5505	770	11	6286
6-22	6032	836	12	6880
6-24	6106	842	13	6961
0-24	6287	867	15	7169
18/10/2022				
7-19	4950	851	20	5821
6-22	5493	917	23	6433
6-24	5572	923	24	6519
0-24	5704	952	27	6683
19/10/2022				
7-19	4767	773	19	5559
6-22	5290	840	20	6150
6-24	5377	854	20	6251
0-24	5520	881	22	6423
Average				
7-19	4851	752	19	5622
6-22	5373	826	20	6219
6-24	5477	839	21	6337
0-24	5618	867	23	6508



Lincolnshire ATC 15, A52

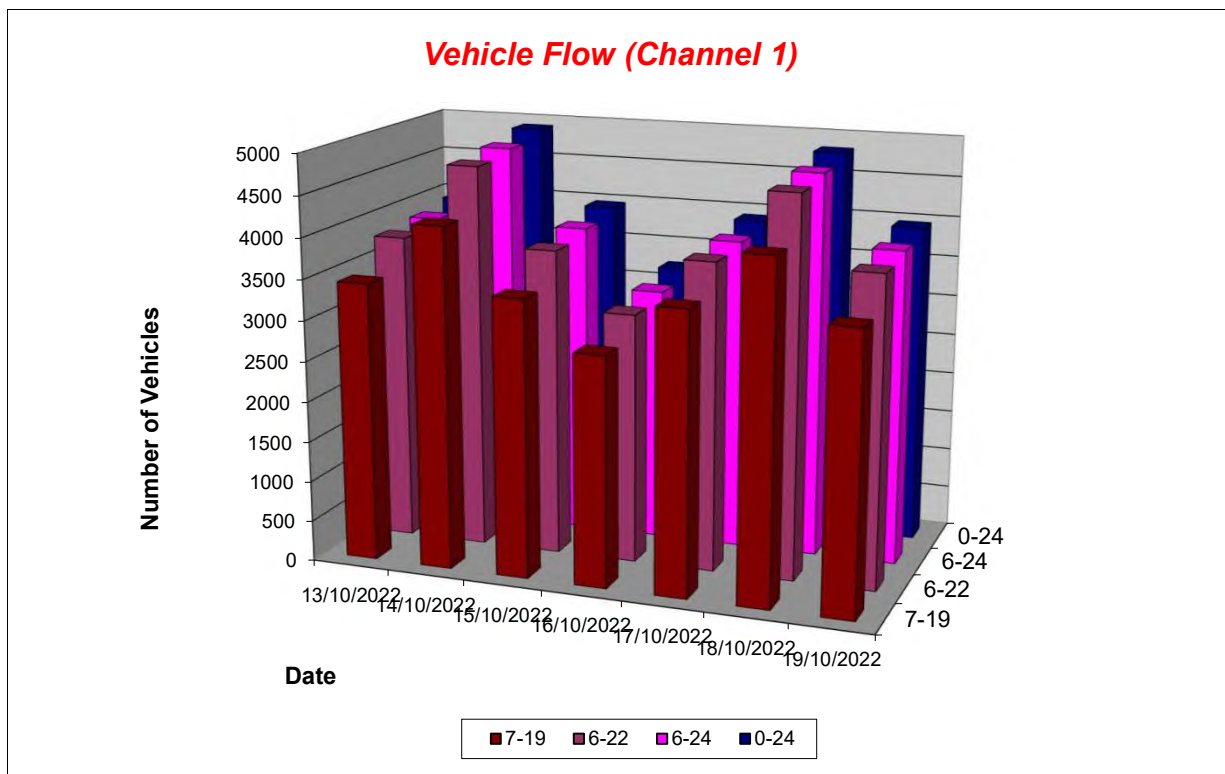
Produced by Road Data Services Ltd.

Channel 1 - Northeastbound

Vehicle Flow

Week 1

Hr Ending	13/10/2022 Thursday	14/10/2022 Friday	15/10/2022 Saturday	16/10/2022 Sunday	17/10/2022 Monday	18/10/2022 Tuesday	19/10/2022 Wednesday	Weekday Average	Average
1	8	12	19	13	7	14	8	10	12
2	6	6	14	15	6	4	3	5	8
3	4	7	13	11	4	6	4	5	7
4	7	8	9	13	6	8	7	7	8
5	25	21	7	10	20	17	30	23	19
6	35	47	32	21	30	41	34	37	34
7	67	86	55	31	71	89	71	77	67
8	224	235	110	64	223	231	224	227	187
9	395	388	233	127	404	378	373	388	328
10	312	344	333	230	322	354	311	329	315
11	295	353	355	357	283	328	296	311	324
12	332	344	407	350	339	338	339	338	350
13	257	395	355	349	263	384	235	307	320
14	256	322	373	328	263	317	278	287	305
15	247	385	268	260	239	379	266	303	292
16	273	389	268	211	304	384	260	322	298
17	328	404	232	180	313	403	333	356	313
18	305	352	273	220	312	349	290	322	300
19	213	287	205	152	194	292	205	238	221
20	150	226	160	114	134	223	157	178	166
21	89	138	87	61	87	126	100	108	98
22	59	92	69	46	42	90	69	70	67
23	39	45	47	29	29	44	48	41	40
24	20	24	37	35	17	23	16	20	25
7-19	3437	4198	3412	2828	3459	4137	3410	3728	3554
6-22	3802	4740	3783	3080	3793	4665	3807	4161	3953
6-24	3861	4809	3867	3144	3839	4732	3871	4222	4018
0-24	3946	4910	3961	3227	3912	4822	3957	4309	4105



Lincolnshire ATC 15, A52

Produced by Road Data Services Ltd.

Channel 1 - Northeastbound

Average Speed

Week 1

Hr Ending	13/10/2022 Thursday	14/10/2022 Friday	15/10/2022 Saturday	16/10/2022 Sunday	17/10/2022 Monday	18/10/2022 Tuesday	19/10/2022 Wednesday
1	50.9	53.8	49.6	53.6	50.8	51.3	49.5
2	49.0	45.9	47.3	50.7	46.5	42.8	48.1
3	45.2	51.3	50.5	50.9	43.4	48.6	43.6
4	50.4	53.7	52.0	52.8	50.5	54.0	49.5
5	49.6	51.6	48.6	48.6	51.3	51.8	48.1
6	46.5	49.9	48.4	49.3	46.2	50.2	45.4
7	45.7	46.1	50.8	51.1	45.1	45.7	46.5
8	48.0	47.0	49.9	52.1	48.4	47.0	47.9
9	46.5	46.7	48.1	50.9	46.9	46.4	46.8
10	45.7	47.2	46.6	48.9	45.8	47.4	46.3
11	46.2	45.8	46.6	47.4	45.9	46.3	46.0
12	44.3	45.0	46.0	46.9	44.1	44.7	43.4
13	47.4	45.7	45.8	47.5	47.1	45.5	47.1
14	45.8	45.9	47.1	47.4	46.0	45.9	46.3
15	47.7	45.9	46.8	48.3	47.3	45.9	47.8
16	47.6	45.8	48.5	48.1	46.6	45.8	47.7
17	48.0	47.7	47.9	47.7	48.1	47.9	47.9
18	46.3	47.9	47.8	47.8	46.7	47.5	46.5
19	46.0	46.5	46.7	46.4	47.4	46.1	46.6
20	48.4	46.6	46.8	45.8	47.6	46.7	48.3
21	49.7	46.6	48.1	48.1	46.9	46.7	49.8
22	51.1	47.7	50.0	48.8	49.7	48.1	51.3
23	51.7	54.1	50.6	52.1	52.7	54.5	49.7
24	49.3	49.4	52.2	51.6	51.5	50.2	46.8

10-12	45.2	45.4	46.3	47.1	44.9	45.5	44.6
14-16	47.7	45.9	47.6	48.2	46.9	45.9	47.7
0-24	46.9	46.6	47.3	48.0	46.8	46.6	46.9

Average (ALL)	47.0
Weekday Inter-Peak	45.9

Channel 1 - Northeastbound

85th Percentile

Hr Ending	13/10/2022 Thursday	14/10/2022 Friday	15/10/2022 Saturday	16/10/2022 Sunday	17/10/2022 Monday	18/10/2022 Tuesday	19/10/2022 Wednesday
1	56.3	63.5	59.4	63.5	55.3	59.3	54.9
2	55.0	51.4	53.9	60.1	52.3	47.6	55.0
3	51.9	62.1	58.4	59.4	50.2	55.5	51.5
4	54.1	62.8	58.8	64.3	54.7	64.8	54.0
5	56.5	57.6	59.6	54.7	56.3	57.7	53.8
6	55.5	59.1	53.4	54.1	55.9	59.3	53.8
7	52.1	52.6	57.8	60.9	51.6	51.9	52.3
8	53.6	54.2	56.3	59.2	54.1	53.9	53.4
9	52.5	53.9	54.4	57.1	53.1	53.1	52.9
10	53.7	53.0	52.2	54.9	53.6	53.4	53.7
11	52.3	51.4	52.8	52.2	52.6	51.8	52.2
12	53.4	51.9	50.9	54.1	52.7	51.5	53.0
13	52.1	50.9	53.6	52.2	52.2	50.5	52.0
14	52.3	50.9	52.0	54.1	52.3	51.0	52.8
15	52.8	51.9	54.4	53.1	52.4	51.7	53.0
16	53.7	52.7	54.6	54.5	53.4	52.4	53.2
17	53.6	53.7	54.1	52.8	54.7	54.2	53.2
18	51.8	53.4	54.6	54.0	53.9	52.6	52.0
19	53.2	52.0	53.0	52.0	53.5	51.4	53.5
20	55.9	52.3	54.0	52.1	54.0	52.3	56.5
21	55.6	54.4	54.1	54.3	54.2	54.9	56.0
22	58.2	53.9	57.2	55.4	57.4	55.0	58.3
23	60.5	63.6	56.5	57.4	60.3	63.5	57.6
24	59.7	56.9	58.9	57.5	65.0	55.9	54.8

10-12	53.1	51.7	51.8	53.2	52.8	51.7	52.9
14-16	53.3	52.3	54.5	53.8	53.0	52.2	53.0
0-24	53.6	53.0	53.8	54.2	53.7	52.9	53.6

85th %ile (ALL)	53.5
Weekday Inter-Peak	52.7

Lincolnshire ATC 15, A52

Produced by Road Data Services Ltd.

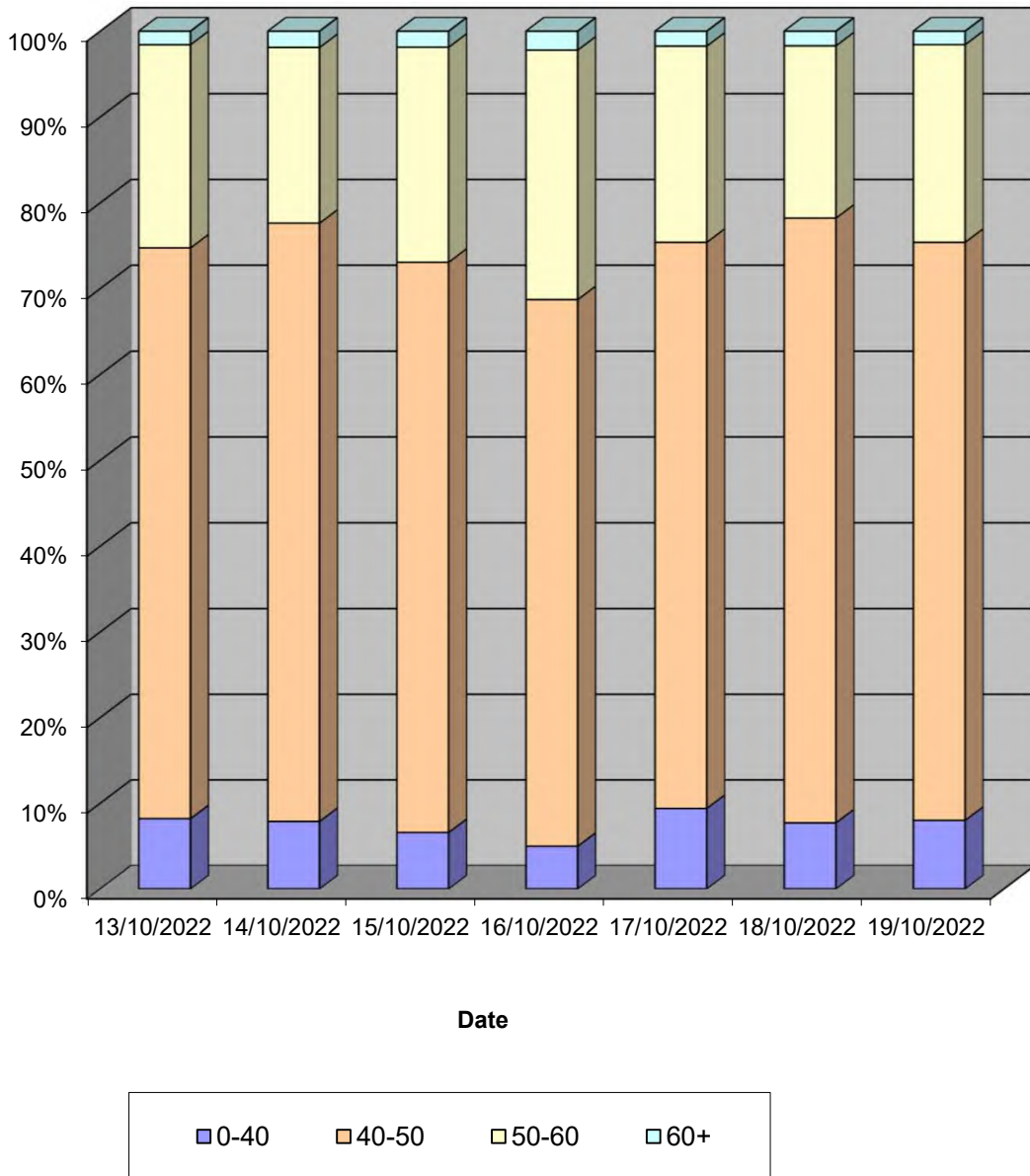
Channel 1 - Northeastbound

Speed Summary

Week 1

Speed (MPH)	13/10/2022 Thursday	14/10/2022 Friday	15/10/2022 Saturday	16/10/2022 Sunday	17/10/2022 Monday	18/10/2022 Tuesday	19/10/2022 Wednesday
0-40	324	387	261	161	368	372	317
40-50	2626	3425	2634	2057	2582	3400	2667
50-60	934	1005	992	938	894	968	911
60+	62	93	74	71	68	82	62
TOTAL	3946	4910	3961	3227	3912	4822	3957

Speed Summary (MPH)



Lincolnshire ATC 15, A52

Produced by Road Data Services Ltd.

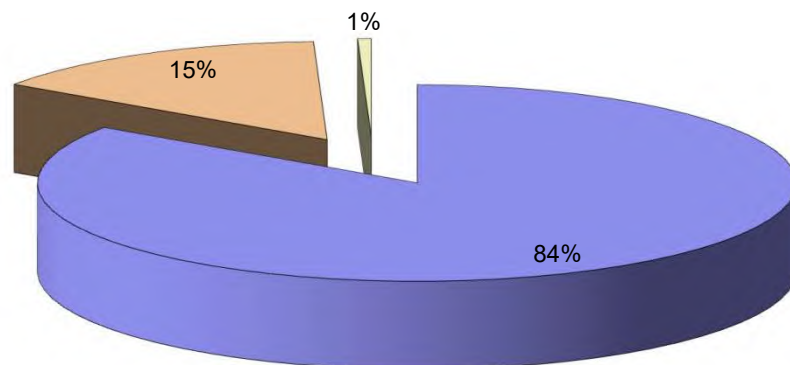
Channel 1 - Northeastbound

Vehicle Class

Week 1

Classes Day / Time	Car / LGV / Caravan - 1	OGV1 / Bus - 2,3,5,6,7,12	OGV2 - 4,8,9,10,11,13	TOTAL - 1-13
13/10/2022				
7-19	2826	586	25	3437
6-22	3142	633	27	3802
6-24	3191	642	28	3861
0-24	3252	664	30	3946
14/10/2022				
7-19	3520	653	25	4198
6-22	3989	720	31	4740
6-24	4048	730	31	4809
0-24	4131	748	31	4910
15/10/2022				
7-19	3042	363	7	3412
6-22	3357	419	7	3783
6-24	3429	431	7	3867
0-24	3501	452	8	3961
16/10/2022				
7-19	2546	280	2	2828
6-22	2766	312	2	3080
6-24	2821	321	2	3144
0-24	2891	332	4	3227
17/10/2022				
7-19	2804	629	26	3459
6-22	3095	669	29	3793
6-24	3138	672	29	3839
0-24	3189	691	32	3912
18/10/2022				
7-19	3478	634	25	4137
6-22	3933	700	32	4665
6-24	3991	709	32	4732
0-24	4063	727	32	4822
19/10/2022				
7-19	2808	577	25	3410
6-22	3154	627	26	3807
6-24	3207	637	27	3871
0-24	3268	660	29	3957
Average				
7-19	3003	532	19	3554
6-22	3348	583	22	3953
6-24	3404	592	22	4018
0-24	3471	611	24	4105

Total Vehicle Class Distribution



Lincolnshire ATC 15, A52

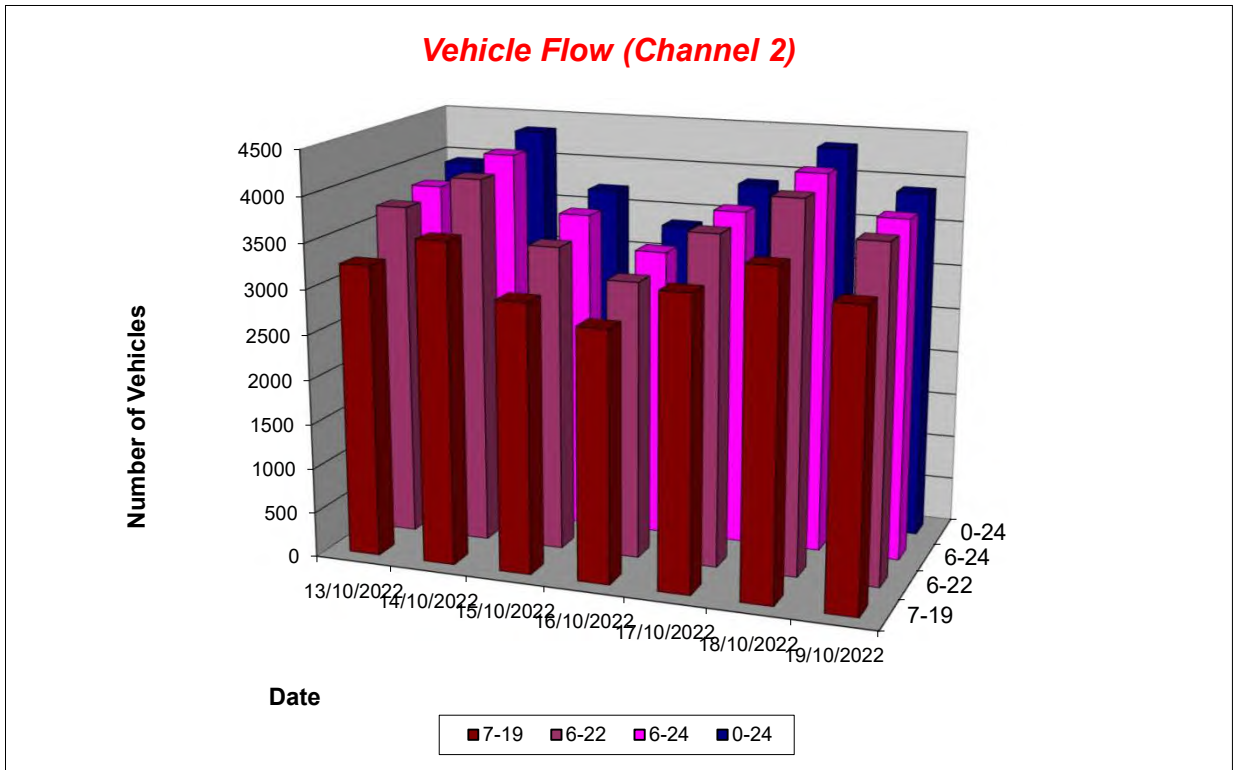
Produced by Road Data Services Ltd.

Channel 2 - Southwestbound

Vehicle Flow

Week 1

Hr Ending	13/10/2022 Thursday	14/10/2022 Friday	15/10/2022 Saturday	16/10/2022 Sunday	17/10/2022 Monday	18/10/2022 Tuesday	19/10/2022 Wednesday	Weekday Average	Average
1	18	18	22	33	17	17	16	17	20
2	6	11	16	20	6	16	6	9	12
3	7	10	11	8	8	11	7	9	9
4	7	12	9	13	10	14	5	10	10
5	22	25	14	16	27	25	24	25	22
6	69	54	53	29	73	50	59	61	55
7	128	124	46	29	135	123	125	127	101
8	198	202	83	44	209	193	184	197	159
9	220	240	126	80	230	262	210	232	195
10	233	301	207	139	239	297	230	260	235
11	277	341	273	281	294	341	295	310	300
12	264	352	295	321	256	352	282	301	303
13	272	313	263	364	264	309	251	282	291
14	275	311	288	337	259	314	278	287	295
15	294	317	313	336	317	330	306	313	316
16	300	319	297	220	299	324	320	312	297
17	350	336	332	272	343	323	347	340	329
18	368	303	294	219	344	301	369	337	314
19	198	242	223	174	182	233	187	208	206
20	166	182	163	129	127	195	161	166	160
21	106	119	107	73	105	117	101	110	104
22	70	79	91	69	68	86	67	74	76
23	52	80	137	107	49	69	45	59	77
24	29	49	49	37	20	42	24	33	36
7-19	3249	3577	2994	2787	3236	3579	3259	3380	3240
6-22	3719	4081	3401	3087	3671	4100	3713	3857	3682
6-24	3800	4210	3587	3231	3740	4211	3782	3949	3794
0-24	3929	4340	3712	3350	3881	4344	3899	4079	3922



Lincolnshire ATC 15, A52

Produced by Road Data Services Ltd.

Channel 2 - Southwestbound

Average Speed

Week 1

Hr Ending	13/10/2022 Thursday	14/10/2022 Friday	15/10/2022 Saturday	16/10/2022 Sunday	17/10/2022 Monday	18/10/2022 Tuesday	19/10/2022 Wednesday
1	49.1	46.9	48.6	48.3	47.4	47.2	48.7
2	43.9	51.6	48.4	50.3	43.4	50.3	44.1
3	42.2	46.1	51.9	47.3	40.0	45.9	42.0
4	53.7	51.0	47.2	52.9	54.4	49.7	52.3
5	49.2	49.1	48.5	50.2	50.3	50.3	49.7
6	50.8	50.8	50.9	51.6	51.7	50.4	49.9
7	47.3	47.7	46.8	46.7	47.3	47.4	47.6
8	47.1	46.6	46.2	45.8	47.4	45.9	47.7
9	46.7	45.3	48.0	47.9	46.8	45.3	47.5
10	46.4	45.6	46.0	48.7	46.1	46.2	46.3
11	45.0	44.7	45.8	45.8	45.1	44.8	45.0
12	45.8	44.9	45.4	46.5	45.9	44.7	45.4
13	45.9	44.7	46.3	46.4	45.9	44.6	45.7
14	46.9	46.2	46.8	46.2	47.0	46.3	47.1
15	45.9	44.9	46.1	47.1	45.8	44.8	45.7
16	46.8	45.9	45.9	45.7	46.6	46.1	46.5
17	46.9	47.4	45.9	45.7	46.1	47.6	47.0
18	46.8	47.8	47.7	47.9	46.5	47.7	46.5
19	44.5	47.1	45.6	45.3	46.8	46.7	44.1
20	45.9	46.2	45.8	45.1	48.9	45.9	45.9
21	49.0	45.1	48.0	48.1	47.0	45.7	49.1
22	49.4	46.9	47.5	47.7	48.1	46.6	49.2
23	50.0	48.1	47.5	46.6	51.7	47.9	48.8
24	51.5	48.0	48.6	47.7	47.8	47.3	51.8

10-12	45.4	44.8	45.6	46.2	45.5	44.7	45.2
14-16	46.3	45.4	46.0	46.6	46.2	45.5	46.1
0-24	46.6	46.1	46.5	46.6	46.7	46.1	46.5

Average (ALL)	46.4
Weekday Inter-Peak	45.5

Channel 2 - Southwestbound

85th Percentile

Hr Ending	13/10/2022 Thursday	14/10/2022 Friday	15/10/2022 Saturday	16/10/2022 Sunday	17/10/2022 Monday	18/10/2022 Tuesday	19/10/2022 Wednesday
1	56.0	56.0	55.9	54.2	54.2	54.7	56.2
2	47.8	59.1	56.3	58.5	47.8	57.8	48.0
3	49.0	52.1	63.4	53.7	42.9	51.3	49.3
4	61.0	59.1	58.8	61.7	60.8	56.7	60.9
5	56.5	57.1	54.5	56.6	57.2	60.0	57.5
6	58.8	59.7	60.9	61.0	59.1	58.4	57.2
7	55.3	53.8	52.8	53.2	55.1	53.7	55.4
8	52.7	52.7	53.4	55.9	52.8	51.9	53.0
9	51.9	51.9	53.8	52.8	52.8	51.6	53.5
10	51.7	50.5	50.9	54.9	51.1	51.2	51.6
11	49.9	50.6	51.6	51.2	50.1	50.3	49.6
12	51.2	49.7	50.9	50.9	51.5	49.8	51.0
13	50.7	51.6	51.9	52.3	50.8	51.4	51.0
14	52.0	51.7	52.1	51.6	52.1	51.8	52.7
15	51.2	51.0	50.5	52.2	50.9	51.2	50.7
16	52.5	51.9	51.4	51.1	52.0	52.1	52.2
17	51.3	51.8	51.3	50.9	52.7	52.3	51.5
18	52.2	53.4	53.5	53.7	51.4	53.1	51.9
19	51.7	52.7	51.3	50.5	52.6	52.2	51.5
20	51.9	52.6	52.0	51.9	55.7	52.5	51.9
21	54.5	52.0	53.5	53.7	52.4	52.3	54.0
22	55.8	53.5	53.0	53.4	55.7	52.6	55.2
23	56.2	54.8	53.1	51.9	59.3	54.9	55.0
24	58.3	55.8	55.0	52.5	55.6	56.5	59.1

10-12	50.6	50.2	51.3	51.1	50.8	50.0	50.3
14-16	51.8	51.4	51.0	51.9	51.5	51.8	51.5
0-24	52.4	52.2	52.3	52.4	52.6	52.2	52.3

85th %ile (ALL)	52.3
Weekday Inter-Peak	51.0

Lincolnshire ATC 15, A52

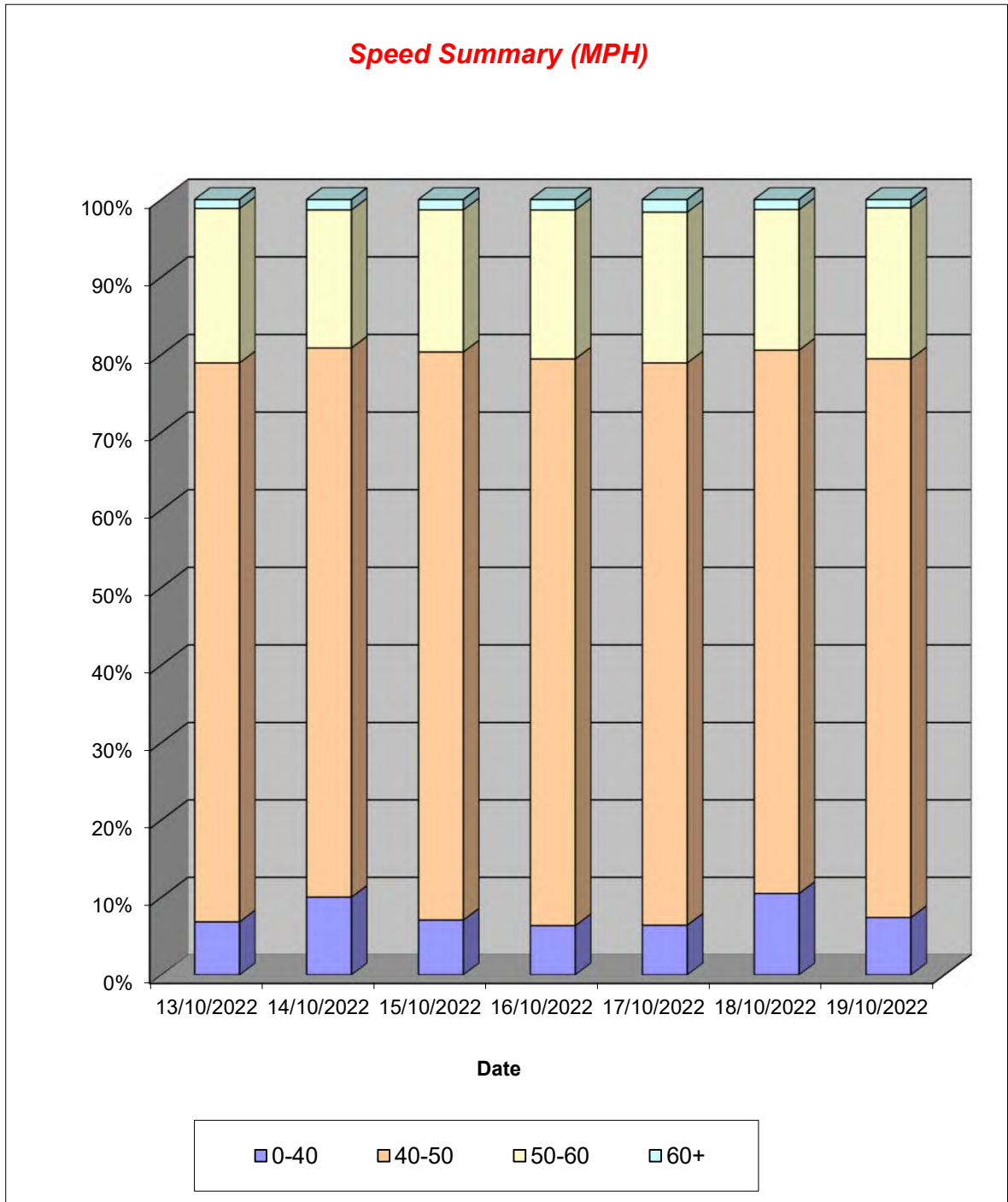
Produced by Road Data Services Ltd.

Channel 2 - Southwestbound

Speed Summary

Week 1

Speed (MPH)	13/10/2022 Thursday	14/10/2022 Friday	15/10/2022 Saturday	16/10/2022 Sunday	17/10/2022 Monday	18/10/2022 Tuesday	19/10/2022 Wednesday
0-40	269	436	263	213	249	457	289
40-50	2833	3074	2720	2449	2815	3044	2810
50-60	782	772	680	643	754	787	758
60+	45	58	49	45	63	56	42
TOTAL	3929	4340	3712	3350	3881	4344	3899



Lincolnshire ATC 15, A52

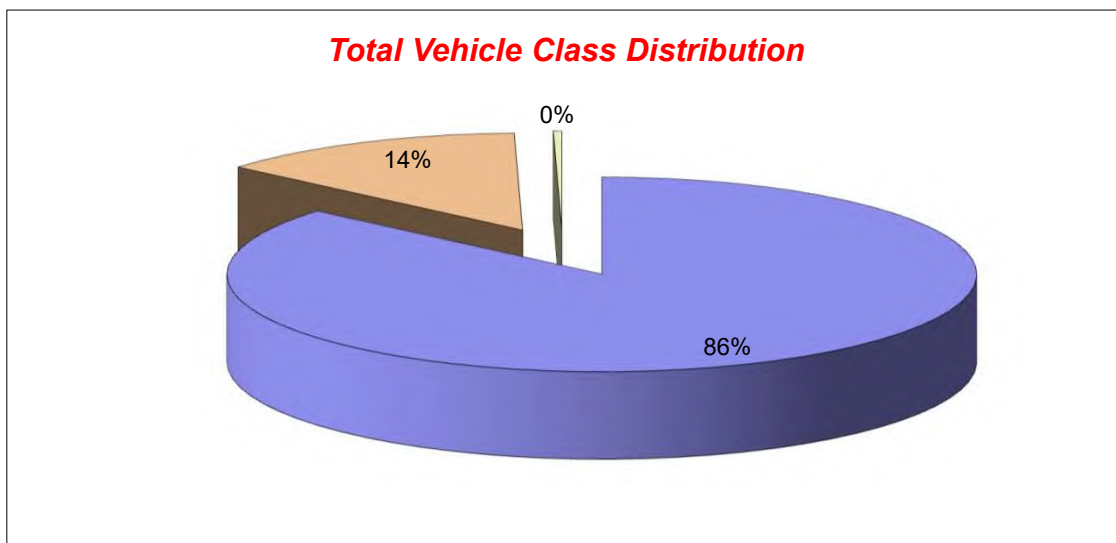
Produced by Road Data Services Ltd.

Channel 2 - Southwestbound

Vehicle Class

Week 1

Classes Day / Time	Car / LGV / Caravan - 1	OGV1 / Bus - 2,3,5,6,7,12	OGV2 - 4,8,9,10,11,13	TOTAL - 1-13
13/10/2022				
7-19	2753	480	16	3249
6-22	3155	545	19	3719
6-24	3228	553	19	3800
0-24	3322	588	19	3929
14/10/2022				
7-19	3061	502	14	3577
6-22	3507	560	14	4081
6-24	3626	568	16	4210
0-24	3723	600	17	4340
15/10/2022				
7-19	2734	257	3	2994
6-22	3092	305	4	3401
6-24	3254	329	4	3587
0-24	3346	362	4	3712
16/10/2022				
7-19	2556	227	4	2787
6-22	2829	253	5	3087
6-24	2960	266	5	3231
0-24	3064	280	6	3350
17/10/2022				
7-19	2735	486	15	3236
6-22	3099	555	17	3671
6-24	3163	560	17	3740
0-24	3267	597	17	3881
18/10/2022				
7-19	3030	534	15	3579
6-22	3485	600	15	4100
6-24	3585	609	17	4211
0-24	3678	648	18	4344
19/10/2022				
7-19	2755	488	16	3259
6-22	3138	557	18	3713
6-24	3199	565	18	3782
0-24	3284	597	18	3899
Average				
7-19	2803	425	12	3240
6-22	3186	482	13	3682
6-24	3288	493	14	3794
0-24	3383	525	14	3922



Lincolnshire ATC 17, A52

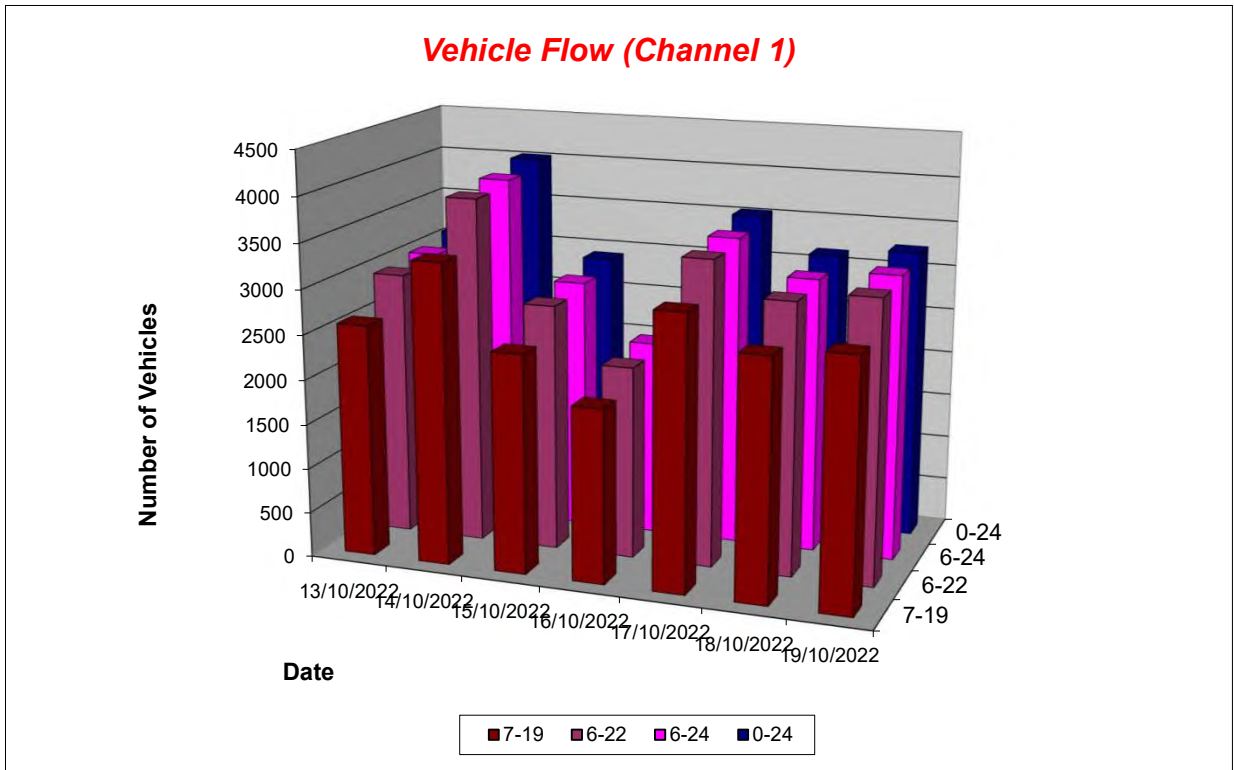
Produced by Road Data Services Ltd.

Channel 1 - Southwestbound

Vehicle Flow

Week 1

Hr Ending	13/10/2022 Thursday	14/10/2022 Friday	15/10/2022 Saturday	16/10/2022 Sunday	17/10/2022 Monday	18/10/2022 Tuesday	19/10/2022 Wednesday	Weekday Average	Average
1	10	11	15	17	13	7	11	10	12
2	9	7	12	11	10	6	4	7	8
3	6	8	6	8	6	8	9	7	7
4	7	11	14	5	8	8	6	8	8
5	22	17	7	7	10	13	15	15	13
6	31	39	41	20	34	33	22	32	31
7	119	117	87	27	132	126	119	123	104
8	193	178	60	40	173	180	188	182	145
9	208	226	117	81	231	208	244	223	188
10	196	226	160	132	237	236	226	224	202
11	205	236	204	179	209	226	229	221	213
12	226	279	274	271	306	219	221	250	257
13	192	323	257	242	291	226	192	245	246
14	184	286	307	258	271	226	205	234	248
15	206	341	215	189	297	211	208	253	238
16	229	300	213	154	249	223	245	249	230
17	311	383	227	146	331	282	322	326	286
18	251	309	232	141	279	276	296	282	255
19	190	263	169	101	161	150	179	189	173
20	107	192	101	94	119	110	126	131	121
21	90	133	82	50	73	72	90	92	84
22	49	76	47	41	41	50	43	52	50
23	41	40	37	23	31	27	25	33	32
24	20	20	26	22	21	17	18	19	21
7-19	2591	3350	2435	1934	3035	2663	2755	2879	2680
6-22	2956	3868	2752	2146	3400	3021	3133	3276	3039
6-24	3017	3928	2815	2191	3452	3065	3176	3328	3092
0-24	3102	4021	2910	2259	3533	3140	3243	3408	3173



Lincolnshire ATC 17, A52

Produced by Road Data Services Ltd.

Channel 1 - Southwestbound

Average Speed

Week 1

Hr Ending	13/10/2022 Thursday	14/10/2022 Friday	15/10/2022 Saturday	16/10/2022 Sunday	17/10/2022 Monday	18/10/2022 Tuesday	19/10/2022 Wednesday
1	41.2	38.7	37.2	40.3	38.1	38.0	39.3
2	37.5	38.3	38.4	35.5	37.1	39.5	36.6
3	44.3	44.4	42.2	40.9	41.4	44.5	47.2
4	40.6	43.5	42.3	48.2	39.6	48.8	45.3
5	41.3	42.2	39.0	39.9	38.9	42.1	38.4
6	37.2	39.7	37.0	41.6	38.8	38.0	36.9
7	33.1	35.6	33.2	40.3	32.9	34.0	32.2
8	36.6	37.5	36.8	39.8	35.7	38.7	37.8
9	36.4	35.7	37.9	37.9	36.3	38.2	37.1
10	36.4	36.2	36.7	38.5	35.9	38.2	38.4
11	36.0	34.7	36.8	37.8	36.0	36.6	36.4
12	35.9	35.0	37.2	37.3	36.8	38.6	37.7
13	35.8	35.1	36.8	38.4	36.5	36.8	37.3
14	36.3	34.8	37.3	36.9	37.3	36.6	37.5
15	35.7	35.0	37.4	37.7	37.3	37.4	37.8
16	36.2	36.9	38.8	38.3	37.6	37.9	37.5
17	36.4	36.6	38.1	38.0	37.9	38.4	37.1
18	37.0	36.7	38.2	38.9	38.2	37.9	39.1
19	37.0	36.9	37.9	38.2	38.1	39.4	39.1
20	38.1	36.9	37.0	37.9	39.3	40.1	39.4
21	37.8	36.6	38.2	40.2	38.9	40.6	40.3
22	40.1	37.5	39.6	38.2	39.1	40.8	41.2
23	39.3	37.7	38.8	38.9	38.0	41.9	39.2
24	41.9	38.5	38.0	38.0	39.5	42.0	40.3

10-12	36.0	34.8	37.0	37.5	36.5	37.6	37.0
14-16	35.9	35.9	38.1	38.0	37.4	37.7	37.6
0-24	36.5	36.1	37.5	38.1	37.1	38.0	37.8

Average (ALL)	37.2
Weekday Inter-Peak	36.6

Channel 1 - Southwestbound

85th Percentile

Hr Ending	13/10/2022 Thursday	14/10/2022 Friday	15/10/2022 Saturday	16/10/2022 Sunday	17/10/2022 Monday	18/10/2022 Tuesday	19/10/2022 Wednesday
1	48.6	44.7	45.2	47.3	48.3	41.2	45.5
2	41.1	42.6	45.9	40.6	41.5	41.4	38.4
3	56.9	52.7	47.2	47.4	48.7	52.0	61.7
4	47.4	50.4	50.9	56.0	44.0	58.8	54.4
5	48.2	49.2	45.6	45.6	47.1	50.6	48.9
6	46.6	45.5	44.3	47.5	47.5	43.4	43.1
7	39.1	41.7	39.5	47.3	40.0	41.1	40.1
8	41.0	42.7	43.0	45.0	41.8	43.1	44.3
9	41.7	41.1	42.5	43.3	40.7	43.9	42.8
10	40.6	41.1	40.7	42.2	40.9	43.3	43.6
11	41.0	39.3	41.7	42.2	41.3	40.9	40.7
12	40.9	39.0	41.1	41.2	41.8	43.8	43.0
13	41.1	39.6	42.2	42.3	41.0	41.8	41.6
14	41.1	39.3	41.9	40.9	41.9	41.9	42.0
15	41.0	40.1	42.1	42.1	41.6	42.3	43.1
16	41.0	40.8	43.5	42.5	42.4	43.4	42.8
17	41.2	41.0	42.9	42.6	43.5	43.9	41.9
18	40.9	40.9	44.2	44.3	43.2	43.1	44.2
19	41.3	41.2	42.7	42.6	43.0	44.0	44.3
20	43.7	41.6	41.4	42.8	44.5	45.1	44.0
21	42.1	41.0	42.8	48.2	44.4	45.5	46.2
22	46.9	41.7	45.7	43.0	45.9	46.5	46.1
23	44.8	44.3	45.3	45.5	43.5	49.5	46.5
24	52.0	41.6	45.1	44.9	45.5	49.2	45.2

10-12	41.0	39.1	41.4	41.6	41.6	42.5	41.9
14-16	41.0	40.8	42.8	42.3	41.9	42.9	42.9
0-24	41.7	40.9	42.7	42.9	42.5	43.5	43.4

85th %ile (ALL)	42.5
Weekday Inter-Peak	41.6

Lincolnshire ATC 17, A52

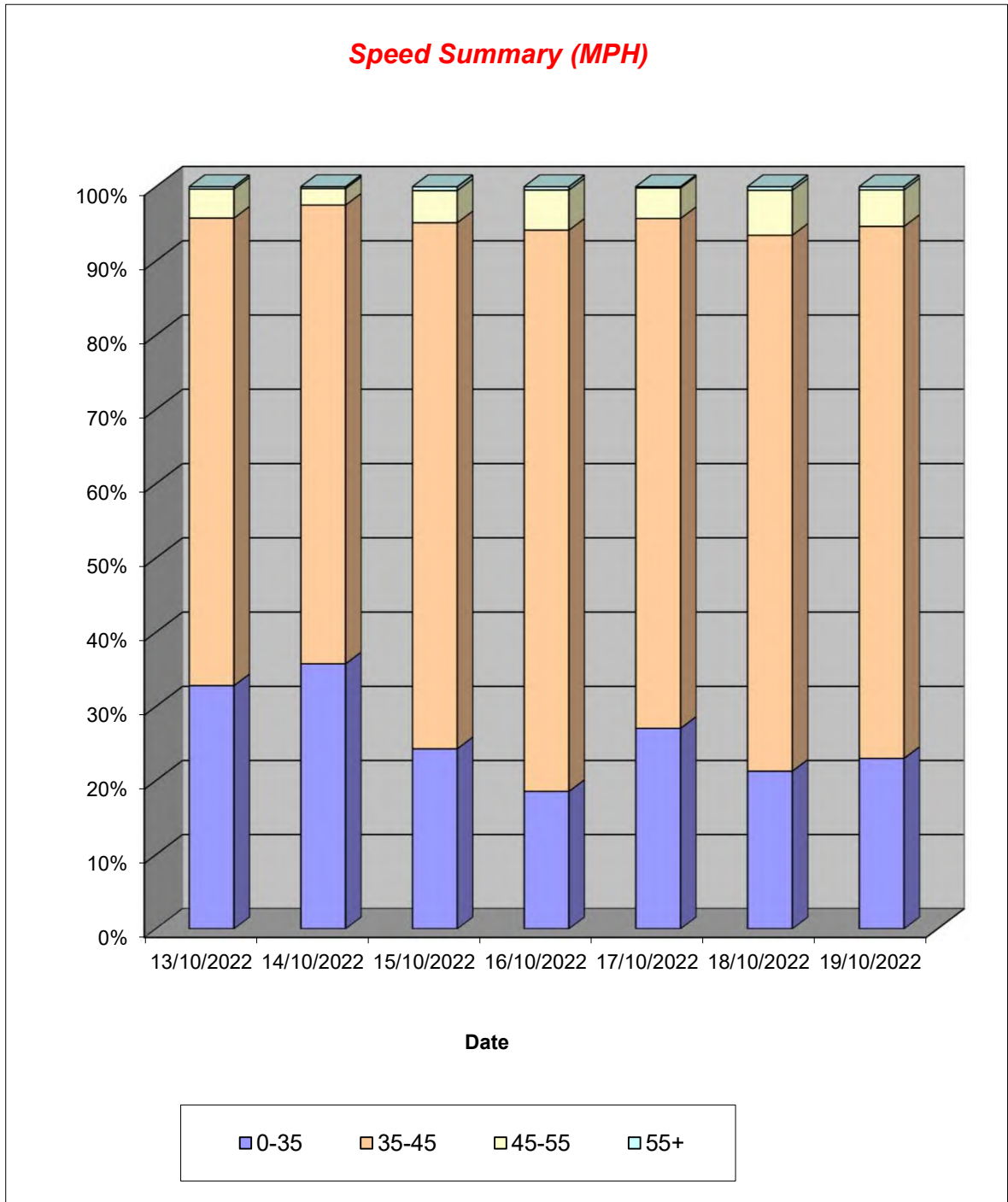
Produced by Road Data Services Ltd.

Channel 1 - Southwestbound

Speed Summary

Week 1

Speed (MPH)	13/10/2022 Thursday	14/10/2022 Friday	15/10/2022 Saturday	16/10/2022 Sunday	17/10/2022 Monday	18/10/2022 Tuesday	19/10/2022 Wednesday
0-35	1018	1438	707	419	956	668	746
35-45	1953	2484	2062	1708	2426	2267	2324
45-55	121	89	126	122	145	190	159
55+	10	10	15	10	6	15	14
TOTAL	3102	4021	2910	2259	3533	3140	3243



Lincolnshire ATC 17, A52

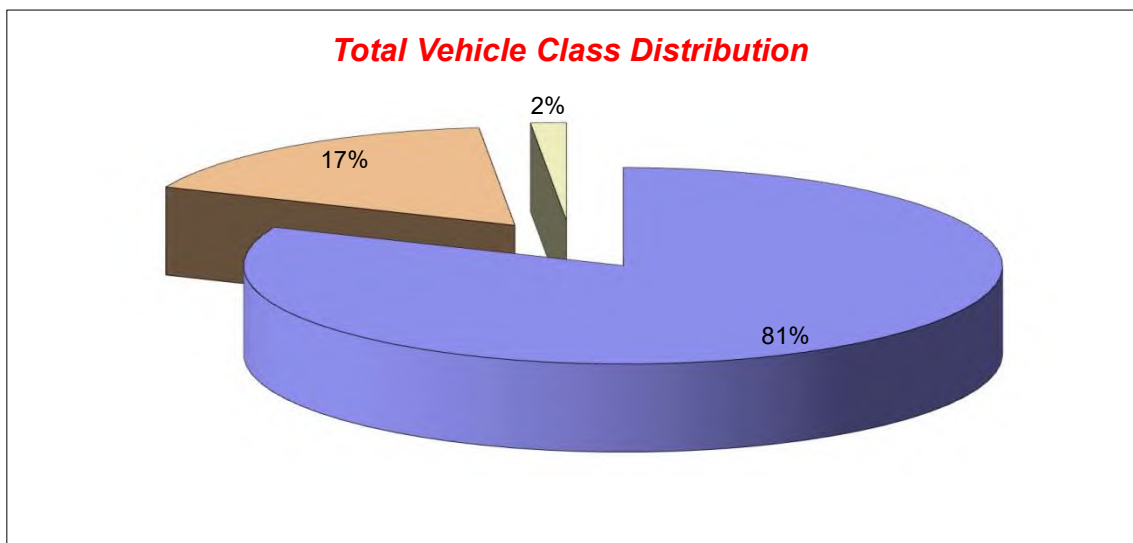
Produced by Road Data Services Ltd.

Channel 1 - Southwestbound

Vehicle Class

Week 1

Classes Day / Time	Car / LGV / Caravan - 1	OGV1 / Bus - 2,3,5,6,7,12	OGV2 - 4,8,9,10,11,13	TOTAL - 1-13
13/10/2022				
7-19	2075	463	53	2591
6-22	2374	523	59	2956
6-24	2430	527	60	3017
0-24	2490	549	63	3102
14/10/2022				
7-19	2760	510	80	3350
6-22	3202	575	91	3868
6-24	3256	581	91	3928
0-24	3326	603	92	4021
15/10/2022				
7-19	2156	263	16	2435
6-22	2416	318	18	2752
6-24	2475	322	18	2815
0-24	2547	345	18	2910
16/10/2022				
7-19	1733	197	4	1934
6-22	1909	232	5	2146
6-24	1947	239	5	2191
0-24	2007	245	7	2259
17/10/2022				
7-19	2380	601	54	3035
6-22	2671	670	59	3400
6-24	2716	677	59	3452
0-24	2785	688	60	3533
18/10/2022				
7-19	2053	574	36	2663
6-22	2331	646	44	3021
6-24	2368	653	44	3065
0-24	2426	670	44	3140
19/10/2022				
7-19	2108	601	46	2755
6-22	2403	679	51	3133
6-24	2444	680	52	3176
0-24	2497	693	53	3243
Average				
7-19	2181	458	41	2680
6-22	2472	520	47	3039
6-24	2519	526	47	3092
0-24	2583	542	48	3173



Lincolnshire ATC 17, A52

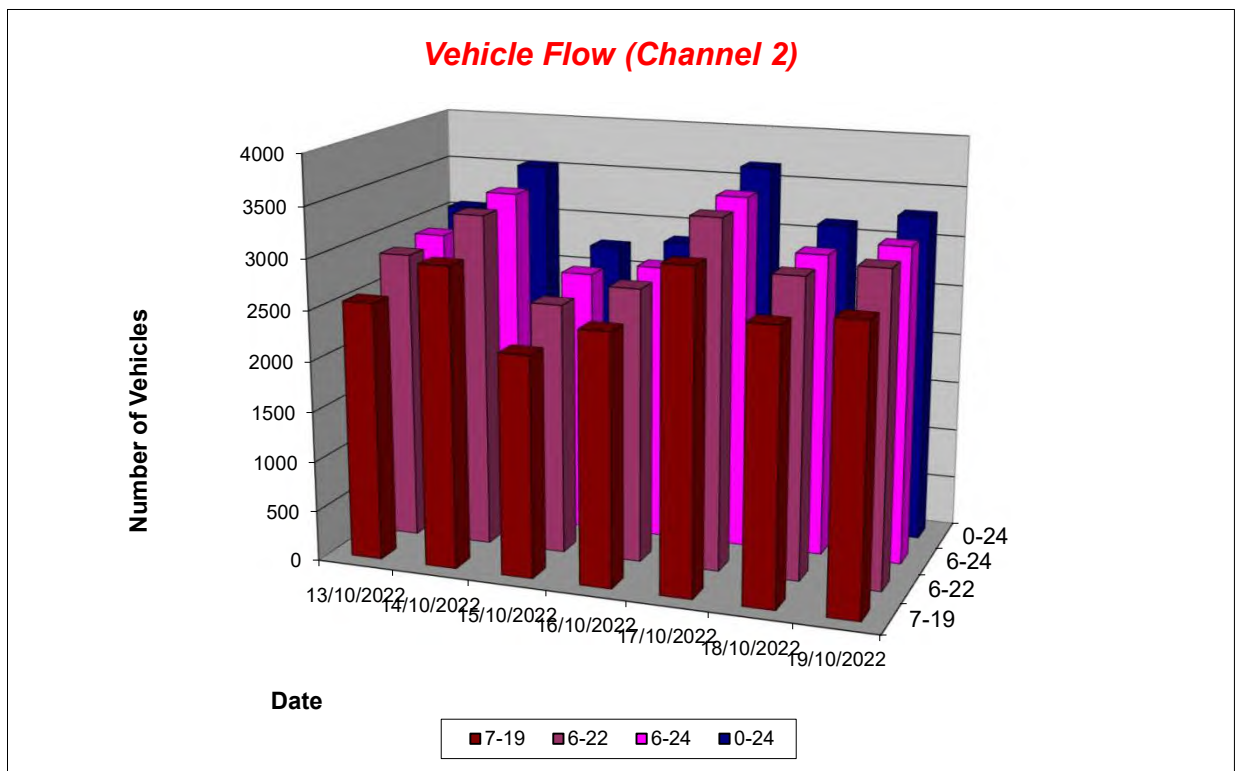
Produced by Road Data Services Ltd.

Channel 2 - Northeastbound

Vehicle Flow

Week 1

Hr Ending	13/10/2022 Thursday	14/10/2022 Friday	15/10/2022 Saturday	16/10/2022 Sunday	17/10/2022 Monday	18/10/2022 Tuesday	19/10/2022 Wednesday	Weekday Average	Average
1	9	16	20	19	14	9	6	11	13
2	8	10	9	12	15	6	9	10	10
3	9	9	11	7	8	5	5	7	8
4	8	12	7	4	13	8	5	9	8
5	27	30	16	18	30	23	36	29	26
6	84	74	57	33	76	81	76	78	69
7	135	124	55	31	138	128	130	131	106
8	235	238	98	51	271	280	258	256	204
9	259	268	139	90	288	257	279	270	226
10	157	235	171	124	260	179	222	211	193
11	209	313	208	226	321	175	215	247	238
12	208	305	209	246	287	205	228	247	241
13	225	279	181	266	284	223	219	246	240
14	216	276	223	249	255	211	232	238	237
15	203	264	231	265	258	197	244	233	237
16	226	233	200	295	261	285	218	245	245
17	239	196	193	279	301	276	268	256	250
18	241	227	182	242	253	256	257	247	237
19	145	149	160	156	122	140	154	142	147
20	76	89	106	100	70	71	86	78	85
21	62	72	81	55	58	48	50	58	61
22	35	49	60	43	25	30	33	34	39
23	37	52	92	27	38	21	29	35	42
24	12	23	45	12	16	19	14	17	20
7-19	2563	2983	2195	2489	3161	2684	2794	2837	2696
6-22	2871	3317	2497	2718	3452	2961	3093	3139	2987
6-24	2920	3392	2634	2757	3506	3001	3136	3191	3049
0-24	3065	3543	2754	2850	3662	3133	3273	3335	3183



Lincolnshire ATC 17, A52

Produced by Road Data Services Ltd.

Channel 2 - Northeastbound

Average Speed

Week 1

Hr Ending	13/10/2022 Thursday	14/10/2022 Friday	15/10/2022 Saturday	16/10/2022 Sunday	17/10/2022 Monday	18/10/2022 Tuesday	19/10/2022 Wednesday
1	38.7	48.0	42.6	41.6	39.1	40.1	43.5
2	39.8	42.4	37.8	43.6	38.8	43.5	40.4
3	43.5	40.5	44.9	43.6	44.0	45.0	44.6
4	43.8	45.4	44.0	56.6	40.5	43.6	47.3
5	43.6	44.2	42.4	44.4	38.1	42.5	39.2
6	43.3	42.1	43.5	43.9	42.4	40.7	38.3
7	38.8	40.8	39.0	40.2	37.5	37.9	37.8
8	39.3	39.4	40.1	41.8	37.5	38.4	37.5
9	37.5	37.9	40.4	41.1	37.3	37.2	35.0
10	38.3	38.2	37.5	41.2	37.1	38.6	36.7
11	37.1	36.7	38.5	39.5	34.7	36.4	36.3
12	37.0	36.9	38.0	40.0	37.2	38.2	35.0
13	36.8	37.3	40.0	40.3	35.8	36.7	36.2
14	37.0	36.3	38.1	38.3	37.9	35.6	34.4
15	38.1	36.7	36.6	39.0	36.1	35.4	35.7
16	38.3	38.6	39.2	38.5	37.1	35.9	35.2
17	37.6	40.6	40.1	38.8	36.9	34.9	32.8
18	37.2	38.6	41.3	38.4	35.8	33.5	37.6
19	40.1	39.0	40.1	38.0	38.6	38.4	34.6
20	40.1	40.6	41.1	39.9	41.9	41.4	38.1
21	41.4	39.5	40.7	42.1	41.3	40.9	38.1
22	42.2	40.0	40.8	39.6	44.7	43.0	42.1
23	41.5	42.1	39.4	39.9	38.2	43.2	40.0
24	45.9	41.2	43.6	42.2	44.6	38.6	40.1

10-12	37.1	36.8	38.2	39.8	35.9	37.4	35.6
14-16	38.2	37.6	37.8	38.8	36.6	35.7	35.4
0-24	38.3	38.4	39.4	39.5	37.2	37.0	36.1

Average (ALL)	37.9
Weekday Inter-Peak	36.6

Channel 2 - Northeastbound

85th Percentile

Hr Ending	13/10/2022 Thursday	14/10/2022 Friday	15/10/2022 Saturday	16/10/2022 Sunday	17/10/2022 Monday	18/10/2022 Tuesday	19/10/2022 Wednesday
1	43.5	60.7	48.5	47.9	44.5	52.9	53.2
2	46.9	51.1	44.8	53.9	42.7	53.5	46.2
3	49.4	45.8	51.3	48.3	55.7	52.6	50.0
4	49.4	51.5	51.8	67.7	45.6	49.5	54.9
5	50.4	52.3	51.4	53.4	45.6	50.3	46.6
6	51.2	49.7	50.5	53.8	49.9	48.1	46.3
7	46.3	47.8	45.0	46.5	44.0	45.2	44.9
8	45.2	45.5	47.3	49.3	42.8	44.0	43.5
9	43.0	43.8	45.8	47.2	43.4	42.5	42.5
10	44.5	43.5	43.0	46.5	42.7	45.0	42.6
11	43.0	41.8	43.4	44.8	41.2	42.8	42.2
12	43.0	42.0	44.5	44.6	43.3	45.5	41.0
13	42.7	41.8	44.3	45.2	41.7	42.5	42.7
14	43.1	41.9	45.9	44.5	43.2	42.4	40.3
15	43.9	42.2	43.7	44.1	43.3	43.2	41.5
16	44.2	45.4	45.5	43.4	43.6	43.4	42.3
17	44.2	45.9	45.0	43.5	44.7	42.3	40.6
18	44.3	45.4	47.6	43.3	43.7	43.4	44.6
19	47.1	46.0	44.9	44.6	45.9	45.0	41.8
20	46.9	46.9	47.3	46.1	48.7	47.6	44.5
21	47.3	45.0	45.9	50.9	49.0	46.6	43.4
22	47.0	45.5	47.0	46.1	58.3	52.8	48.8
23	47.0	50.4	44.5	45.0	44.1	52.6	50.9
24	54.2	51.1	53.5	48.9	54.9	43.7	46.7

10-12	43.0	41.9	44.0	44.8	42.3	44.4	41.6
14-16	44.0	43.8	44.7	43.8	43.5	43.3	41.8
0-24	44.8	44.7	45.8	45.3	44.1	44.4	43.1

85th %ile (ALL)	44.6
Weekday Inter-Peak	43.0

Lincolnshire ATC 17, A52

Produced by Road Data Services Ltd.

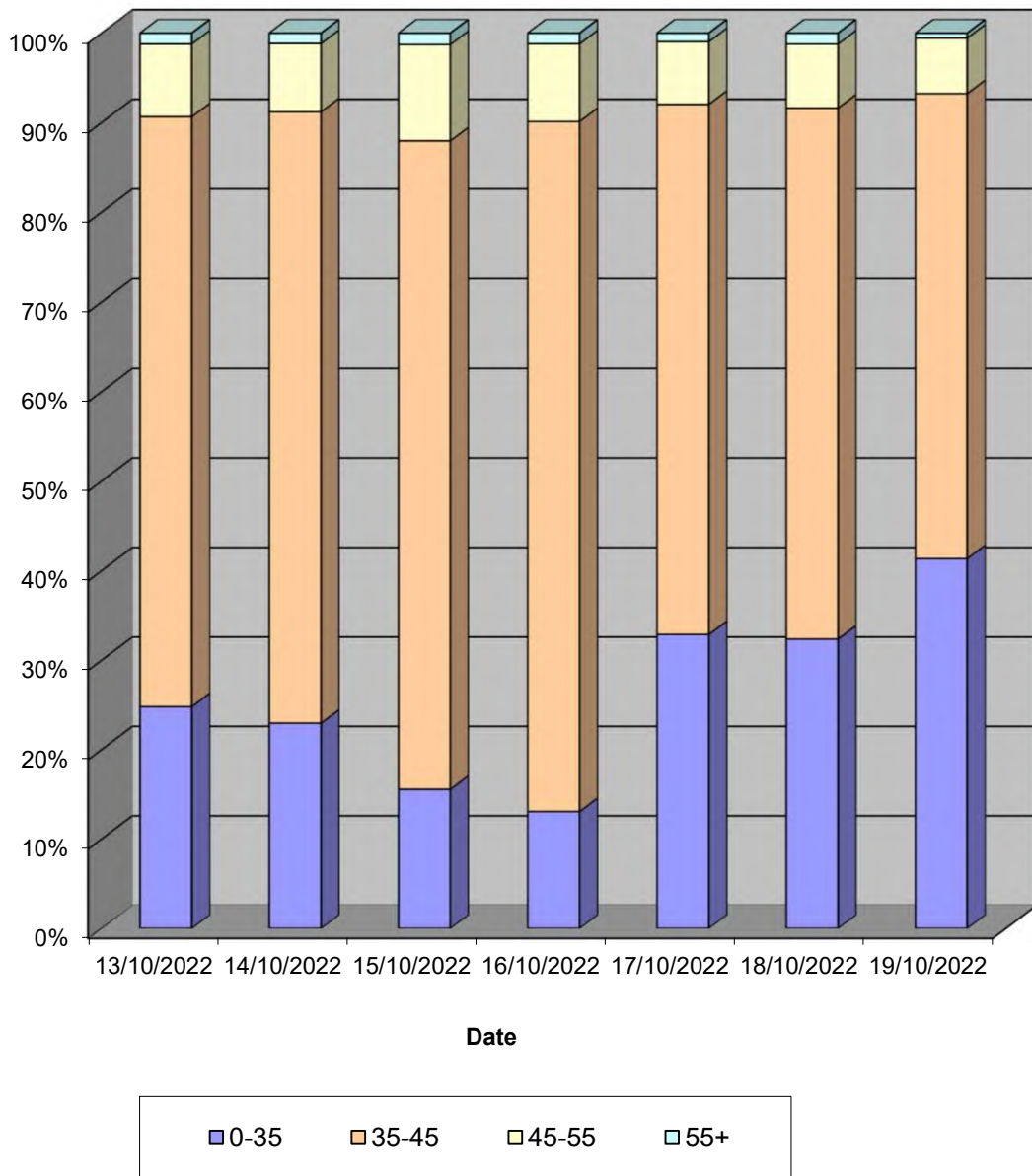
Channel 2 - Northeastbound

Speed Summary

Week 1

Speed (MPH)	13/10/2022 Thursday	14/10/2022 Friday	15/10/2022 Saturday	16/10/2022 Sunday	17/10/2022 Monday	18/10/2022 Tuesday	19/10/2022 Wednesday
0-35	761	814	429	373	1205	1015	1354
35-45	2018	2418	1994	2196	2166	1856	1698
45-55	249	270	296	247	256	224	203
55+	37	41	35	34	35	38	18
TOTAL	3065	3543	2754	2850	3662	3133	3273

Speed Summary (MPH)



Lincolnshire ATC 17, A52

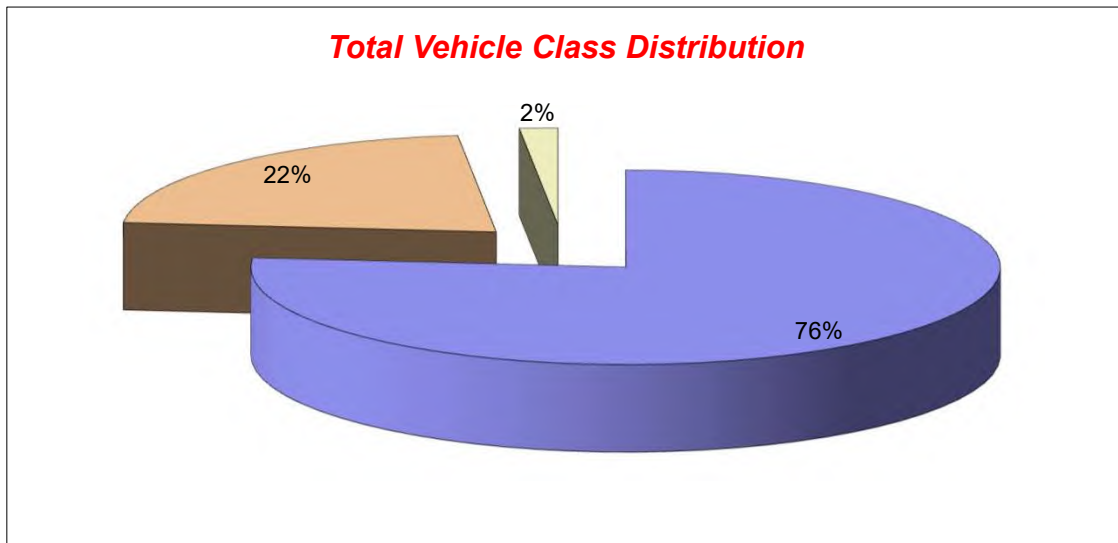
Produced by Road Data Services Ltd.

Channel 2 - Northeastbound

Vehicle Class

Week 1

Classes Day / Time	Car / LGV / Caravan - 1	OGV1 / Bus - 2,3,5,6,7,12	OGV2 - 4,8,9,10,11,13	TOTAL - 1-13
13/10/2022				
7-19	1838	653	72	2563
6-22	2067	729	75	2871
6-24	2109	736	75	2920
0-24	2212	777	76	3065
14/10/2022				
7-19	2171	729	83	2983
6-22	2418	814	85	3317
6-24	2484	821	87	3392
0-24	2593	861	89	3543
15/10/2022				
7-19	1734	444	17	2195
6-22	1972	507	18	2497
6-24	2087	529	18	2634
0-24	2173	563	18	2754
16/10/2022				
7-19	2082	398	9	2489
6-22	2264	442	12	2718
6-24	2295	450	12	2757
0-24	2369	468	13	2850
17/10/2022				
7-19	2334	769	58	3161
6-22	2553	839	60	3452
6-24	2598	848	60	3506
0-24	2710	887	65	3662
18/10/2022				
7-19	2025	612	47	2684
6-22	2231	677	53	2961
6-24	2265	683	53	3001
0-24	2366	712	55	3133
19/10/2022				
7-19	2228	518	48	2794
6-22	2486	557	50	3093
6-24	2521	565	50	3136
0-24	2629	593	51	3273
Average				
7-19	2059	589	48	2696
6-22	2284	652	50	2987
6-24	2337	662	51	3049
0-24	2436	694	52	3183



Lincolnshire ATC 19, David's Lane

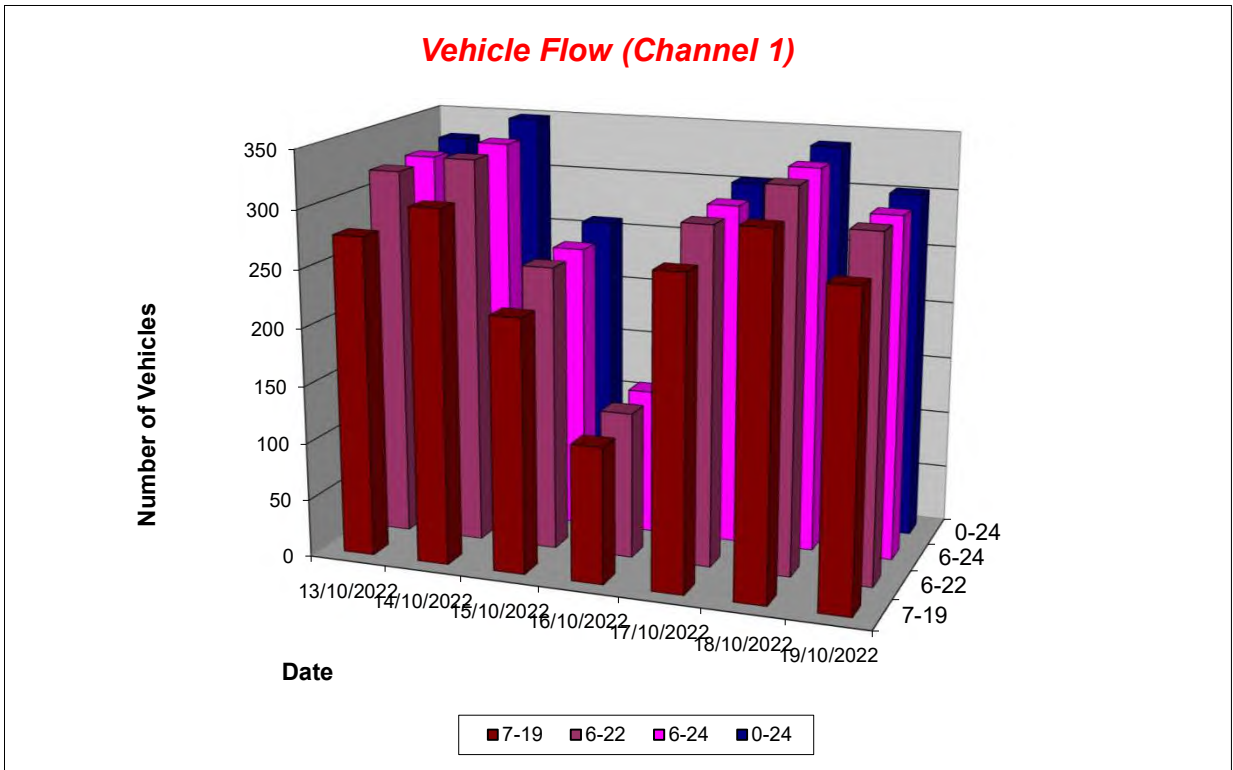
Produced by Road Data Services Ltd.

Channel 1 - Northeastbound

Vehicle Flow

Week 1

Hr Ending	13/10/2022 Thursday	14/10/2022 Friday	15/10/2022 Saturday	16/10/2022 Sunday	17/10/2022 Monday	18/10/2022 Tuesday	19/10/2022 Wednesday	Weekday Average	Average
1	0	0	0	0	0	0	0	0	0
2	0	2	0	0	0	0	0	0	0
3	0	3	3	1	0	0	1	1	1
4	1	1	1	0	1	1	0	1	1
5	2	3	2	0	1	2	0	2	1
6	3	3	4	0	5	4	4	4	3
7	13	9	14	2	8	11	11	10	10
8	32	28	14	6	23	21	25	26	21
9	19	23	26	6	25	34	25	25	23
10	27	26	24	9	17	19	27	23	21
11	20	21	31	16	24	26	18	22	22
12	19	13	24	16	20	19	17	18	18
13	20	18	18	14	27	19	12	19	18
14	23	29	16	11	14	32	16	23	20
15	22	21	28	16	21	27	25	23	23
16	30	38	9	6	26	30	34	32	25
17	20	31	10	6	32	23	26	26	21
18	24	46	14	6	26	32	25	31	25
19	21	11	6	6	13	26	18	18	14
20	19	13	5	4	10	8	12	12	10
21	6	5	4	1	3	2	5	4	4
22	5	2	4	2	4	0	1	2	3
23	1	1	2	0	2	3	0	1	1
24	1	2	0	0	1	0	0	1	1
7-19	277	305	220	118	268	308	268	285	252
6-22	320	334	247	127	293	329	297	315	278
6-24	322	337	249	127	296	332	297	317	280
0-24	328	349	259	128	303	339	302	324	287



Lincolnshire ATC 19, David's Lane

Produced by Road Data Services Ltd.

Channel 1 - Northeastbound

Average Speed

Week 1

Hr Ending	13/10/2022 Thursday	14/10/2022 Friday	15/10/2022 Saturday	16/10/2022 Sunday	17/10/2022 Monday	18/10/2022 Tuesday	19/10/2022 Wednesday
1	-	-	-	-	-	-	-
2	-	47.1	-	-	-	-	-
3	-	38.3	37.0	20.6	-	-	27.8
4	30.6	29.1	39.1	-	32.4	30.2	-
5	30.0	26.9	21.9	-	26.8	25.4	-
6	36.1	39.6	28.8	-	25.2	37.8	24.0
7	31.4	29.8	20.8	21.0	25.7	33.8	24.7
8	34.9	33.4	25.3	31.6	29.3	34.9	41.7
9	38.3	38.6	25.2	41.2	37.3	36.9	45.9
10	35.1	37.5	35.5	35.8	27.5	31.0	40.1
11	31.4	33.3	32.8	31.9	35.2	36.9	37.5
12	31.6	30.8	29.4	34.2	30.1	29.3	32.8
13	32.9	32.9	33.3	37.9	34.0	35.8	42.7
14	34.5	29.8	26.2	40.5	29.1	27.0	40.1
15	34.8	30.9	31.1	31.1	31.0	39.2	41.6
16	33.6	32.4	38.4	30.2	29.1	39.1	40.7
17	38.4	31.0	38.3	31.3	32.4	34.9	37.9
18	38.2	35.0	34.8	29.6	34.0	34.2	36.6
19	33.8	26.1	28.6	35.1	34.1	52.6	48.9
20	37.7	35.6	28.2	35.7	39.8	37.7	49.2
21	26.8	33.6	24.9	36.9	33.8	36.4	44.1
22	39.7	37.7	33.3	28.4	32.0	-	22.5
23	53.2	46.7	32.2	-	35.3	31.8	-
24	40.7	37.3	-	-	37.4	-	-

10-12	31.5	32.3	31.3	33.0	32.9	33.7	35.2
14-16	34.1	31.9	32.9	30.9	30.0	39.1	41.1
0-24	34.8	33.3	30.5	34.0	32.2	36.0	40.0

Average (ALL)	34.5
Weekday Inter-Peak	34.5

Channel 1 - Northeastbound

85th Percentile

Hr Ending	13/10/2022 Thursday	14/10/2022 Friday	15/10/2022 Saturday	16/10/2022 Sunday	17/10/2022 Monday	18/10/2022 Tuesday	19/10/2022 Wednesday
1	-	-	-	-	-	-	-
2	-	59.2	-	-	-	-	-
3	-	45.1	42.8	-	-	-	-
4	-	-	-	-	-	-	-
5	32.0	32.4	22.8	-	-	30.1	-
6	38.3	46.9	33.2	-	31.2	40.2	24.9
7	38.1	36.2	27.7	28.0	34.1	41.8	29.8
8	44.0	41.3	32.7	37.1	38.2	43.3	55.9
9	44.8	45.1	32.2	44.2	44.2	45.2	54.5
10	44.0	43.2	43.8	40.4	35.3	37.4	51.9
11	38.2	42.1	42.3	42.8	45.1	46.9	47.8
12	39.3	37.6	37.5	44.4	37.6	38.1	41.3
13	40.9	43.8	42.3	44.9	43.0	45.2	54.4
14	43.4	39.3	32.4	47.0	35.6	37.2	49.5
15	40.6	38.6	42.3	38.8	36.5	46.7	49.7
16	42.6	44.0	45.1	40.8	36.5	50.8	52.9
17	45.3	40.1	45.5	38.4	40.2	47.5	45.9
18	45.2	42.9	42.9	35.3	43.3	42.5	45.4
19	42.2	33.2	35.2	44.7	43.8	66.8	62.6
20	46.5	42.6	33.4	39.5	47.1	44.1	59.7
21	34.1	37.2	30.7	-	35.1	50.8	64.4
22	50.4	42.3	43.5	30.0	39.2	-	-
23	-	-	38.5	-	41.8	40.4	-
24	-	41.6	-	-	-	-	-

10-12	38.8	40.5	40.4	43.6	42.2	44.0	45.0
14-16	41.9	42.3	43.7	39.5	36.7	49.0	51.7
0-24	43.2	42.4	40.0	42.9	40.9	47.6	52.1

85th %ile (ALL)	44.9
Weekday Inter-Peak	44.4

Lincolnshire ATC 19, David's Lane

Produced by Road Data Services Ltd.

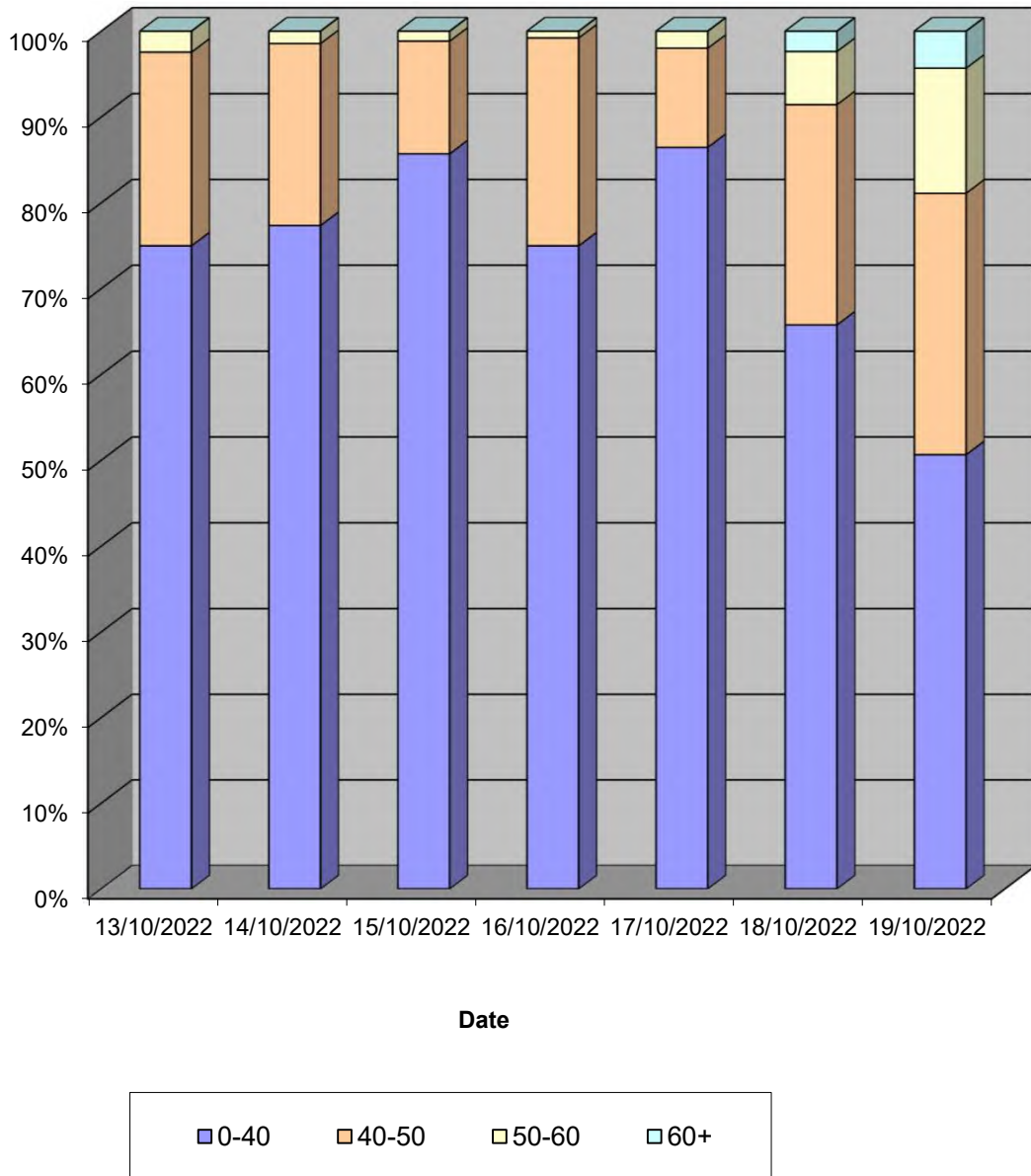
Channel 1 - Northeastbound

Speed Summary

Week 1

Speed (MPH)	13/10/2022 Thursday	14/10/2022 Friday	15/10/2022 Saturday	16/10/2022 Sunday	17/10/2022 Monday	18/10/2022 Tuesday	19/10/2022 Wednesday
0-40	246	270	222	96	262	223	153
40-50	74	74	34	31	35	87	92
50-60	8	5	3	1	6	21	44
60+	0	0	0	0	0	8	13
TOTAL	328	349	259	128	303	339	302

Speed Summary (MPH)



Lincolnshire ATC 19, David's Lane

Produced by Road Data Services Ltd.

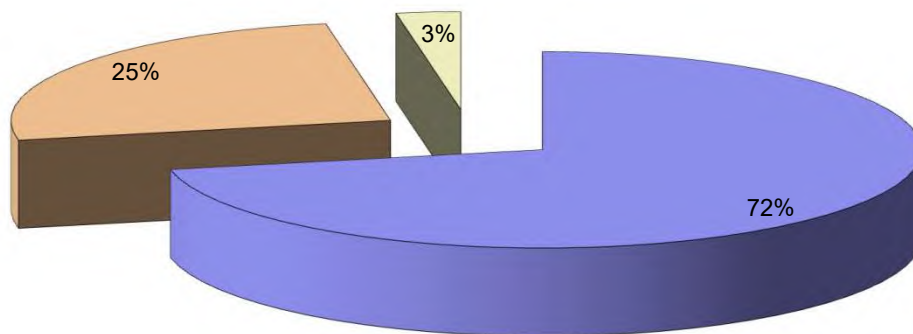
Channel 1 - Northeastbound

Vehicle Class

Week 1

Classes Day / Time	Car / LGV / Caravan - 1	OGV1 / Bus - 2,3,5,6,7,12	OGV2 - 4,8,9,10,11,13	TOTAL - 1-13
13/10/2022				
7-19	205	60	12	277
6-22	240	66	14	320
6-24	241	67	14	322
0-24	246	68	14	328
14/10/2022				
7-19	233	65	7	305
6-22	257	68	9	334
6-24	260	68	9	337
0-24	270	70	9	349
15/10/2022				
7-19	171	39	10	220
6-22	195	41	11	247
6-24	197	41	11	249
0-24	206	42	11	259
16/10/2022				
7-19	96	17	5	118
6-22	104	18	5	127
6-24	104	18	5	127
0-24	105	18	5	128
17/10/2022				
7-19	219	41	8	268
6-22	241	44	8	293
6-24	244	44	8	296
0-24	250	45	8	303
18/10/2022				
7-19	202	101	5	308
6-22	218	106	5	329
6-24	220	107	5	332
0-24	227	107	5	339
19/10/2022				
7-19	114	152	2	268
6-22	132	162	3	297
6-24	132	162	3	297
0-24	137	162	3	302
Average				
7-19	177	68	7	252
6-22	198	72	8	278
6-24	200	72	8	280
0-24	206	73	8	287

Total Vehicle Class Distribution



Lincolnshire ATC 19, David's Lane

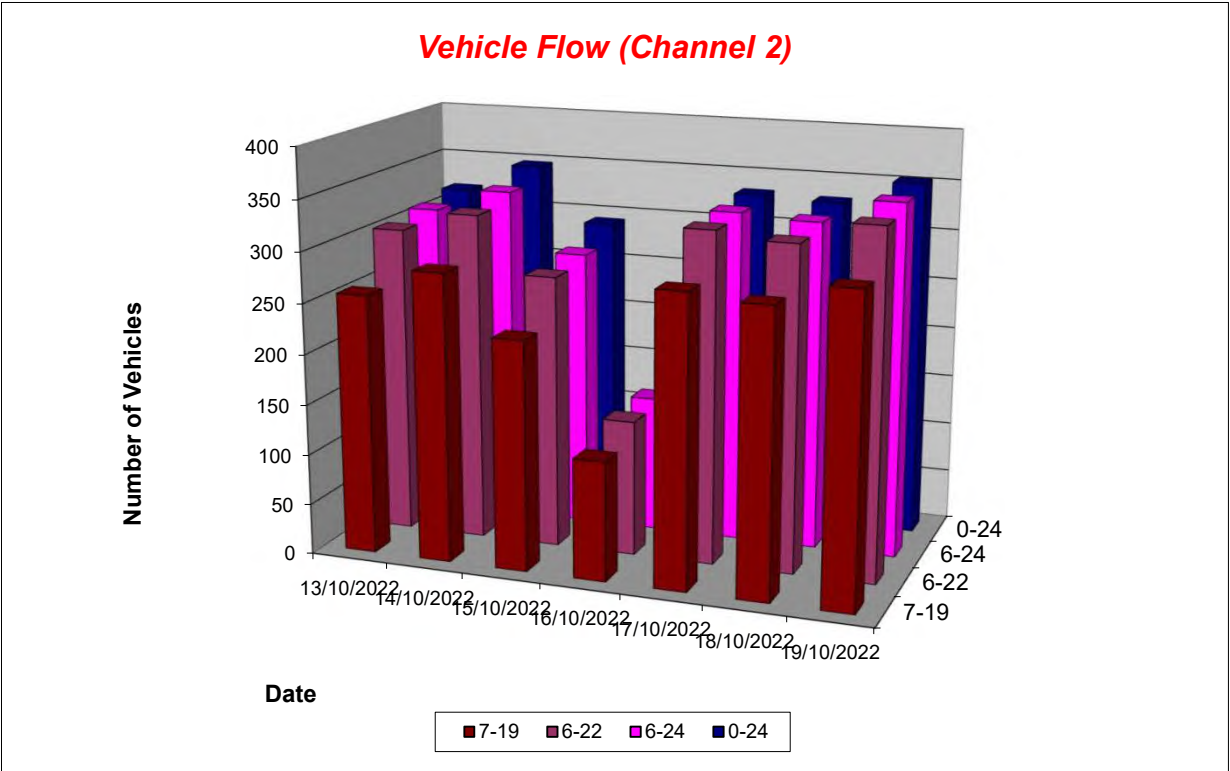
Produced by Road Data Services Ltd.

Channel 2 - Southwestbound

Vehicle Flow

Week 1

Hr Ending	13/10/2022 Thursday	14/10/2022 Friday	15/10/2022 Saturday	16/10/2022 Sunday	17/10/2022 Monday	18/10/2022 Tuesday	19/10/2022 Wednesday	Weekday Average	Average
1	0	1	0	1	0	0	0	0	0
2	1	0	1	0	0	0	0	0	0
3	0	6	3	0	0	0	1	1	1
4	2	2	1	1	1	1	0	1	1
5	2	1	2	0	1	2	1	1	1
6	2	3	9	1	1	1	2	2	3
7	15	18	21	3	19	15	14	16	15
8	20	22	22	3	27	23	19	22	19
9	23	23	14	2	21	19	35	24	20
10	20	15	17	7	17	18	18	18	16
11	16	16	30	9	20	27	18	19	19
12	16	22	26	19	27	18	34	23	23
13	25	12	22	8	18	19	14	18	17
14	18	24	17	12	17	33	21	23	20
15	29	21	10	12	28	12	31	24	20
16	28	40	22	9	24	30	33	31	27
17	30	48	20	15	42	40	35	39	33
18	18	27	20	16	31	31	30	27	25
19	14	15	7	6	14	10	13	13	11
20	13	11	8	5	12	11	12	12	10
21	13	8	8	6	6	8	7	8	8
22	7	3	6	2	4	6	8	6	5
23	5	6	4	0	1	2	4	4	3
24	1	3	2	1	1	3	3	2	2
7-19	257	285	227	118	286	280	301	282	251
6-22	305	325	270	134	327	320	342	324	289
6-24	311	334	276	135	329	325	349	330	294
0-24	318	347	292	138	332	329	353	336	301



Lincolnshire ATC 19, David's Lane

Produced by Road Data Services Ltd.

Channel 2 - Southwestbound

Average Speed

Week 1

Hr Ending	13/10/2022 Thursday	14/10/2022 Friday	15/10/2022 Saturday	16/10/2022 Sunday	17/10/2022 Monday	18/10/2022 Tuesday	19/10/2022 Wednesday
1	-	49.0	-	40.4	-	-	-
2	41.3	-	41.9	-	-	-	-
3	-	41.3	42.2	-	-	-	35.0
4	30.4	28.6	39.7	40.9	33.6	29.0	-
5	27.0	35.4	34.2	-	24.4	31.2	37.0
6	38.0	30.8	31.0	34.0	37.5	36.3	28.5
7	34.3	36.5	30.9	33.8	31.5	38.6	26.0
8	41.3	40.1	31.6	40.1	37.1	44.0	50.7
9	39.0	38.8	30.9	48.3	37.9	45.6	54.1
10	36.8	38.7	37.0	39.7	33.3	40.4	52.3
11	36.3	35.6	31.5	33.1	32.8	38.3	49.5
12	29.3	32.6	29.4	34.4	35.0	35.5	35.7
13	38.0	37.5	36.2	41.9	39.9	43.5	39.3
14	36.7	34.4	32.5	43.7	34.3	31.7	51.7
15	36.6	37.8	43.1	37.5	35.4	44.0	54.0
16	38.8	36.3	36.4	42.3	35.9	44.5	50.4
17	36.2	35.3	35.9	40.5	33.0	39.6	46.3
18	41.7	40.8	37.0	35.8	40.3	42.7	50.7
19	40.8	41.9	44.3	46.1	41.9	64.0	67.2
20	38.6	38.0	36.8	44.4	47.2	57.0	58.2
21	36.4	37.8	37.0	37.4	40.1	39.7	60.0
22	33.5	40.6	39.7	35.1	34.5	46.2	40.3
23	36.6	35.0	35.6	-	50.9	51.8	36.8
24	50.2	35.6	37.8	44.0	36.9	38.7	29.7

10-12	32.8	33.8	30.6	34.0	34.0	37.2	40.5
14-16	37.7	36.8	38.5	39.6	35.6	44.4	52.1
0-24	37.3	37.1	34.5	38.9	36.3	41.7	48.3

Average (ALL)	39.4
Weekday Inter-Peak	39.1

Channel 2 - Southwestbound

85th Percentile

Hr Ending	13/10/2022 Thursday	14/10/2022 Friday	15/10/2022 Saturday	16/10/2022 Sunday	17/10/2022 Monday	18/10/2022 Tuesday	19/10/2022 Wednesday
1	-	-	-	-	-	-	-
2	-	-	-	-	-	-	-
3	-	47.8	44.2	-	-	-	-
4	31.9	36.5	-	-	-	-	-
5	27.2	-	37.2	-	-	39.2	-
6	45.2	37.4	41.9	-	-	-	30.2
7	39.9	41.4	39.0	44.0	37.5	45.8	33.3
8	48.7	49.7	38.0	47.4	45.2	53.0	62.9
9	46.2	46.2	44.0	60.2	46.9	53.2	63.8
10	43.6	49.5	43.6	46.9	41.7	47.2	64.6
11	43.6	43.9	39.4	45.8	41.7	48.7	63.3
12	36.1	40.4	38.5	43.5	43.7	44.5	46.8
13	47.4	46.6	46.6	52.7	48.0	50.0	55.8
14	44.6	42.9	41.7	50.0	42.4	41.3	65.4
15	44.0	45.7	50.5	41.2	42.3	57.3	61.9
16	46.5	46.3	44.8	49.8	42.6	59.2	62.0
17	43.3	43.1	45.1	49.0	41.8	52.1	63.6
18	49.0	49.0	43.9	44.5	50.2	51.6	61.0
19	47.4	50.7	52.7	51.4	52.9	78.1	82.4
20	49.8	49.8	47.4	47.6	61.4	72.8	75.1
21	42.9	44.8	44.0	42.2	51.6	52.1	75.7
22	41.8	47.7	49.8	37.5	41.8	61.7	49.6
23	39.8	41.3	50.7	-	-	59.3	42.3
24	-	37.2	41.1	-	-	41.6	36.7

10-12	40.7	42.0	39.2	44.4	42.9	47.2	54.4
14-16	45.4	46.2	47.2	45.7	42.4	58.8	62.2
0-24	45.4	46.0	44.1	47.9	45.8	54.3	63.6

85th %ile (ALL)	51.3
Weekday Inter-Peak	50.8

Lincolnshire ATC 19, David's Lane

Produced by Road Data Services Ltd.


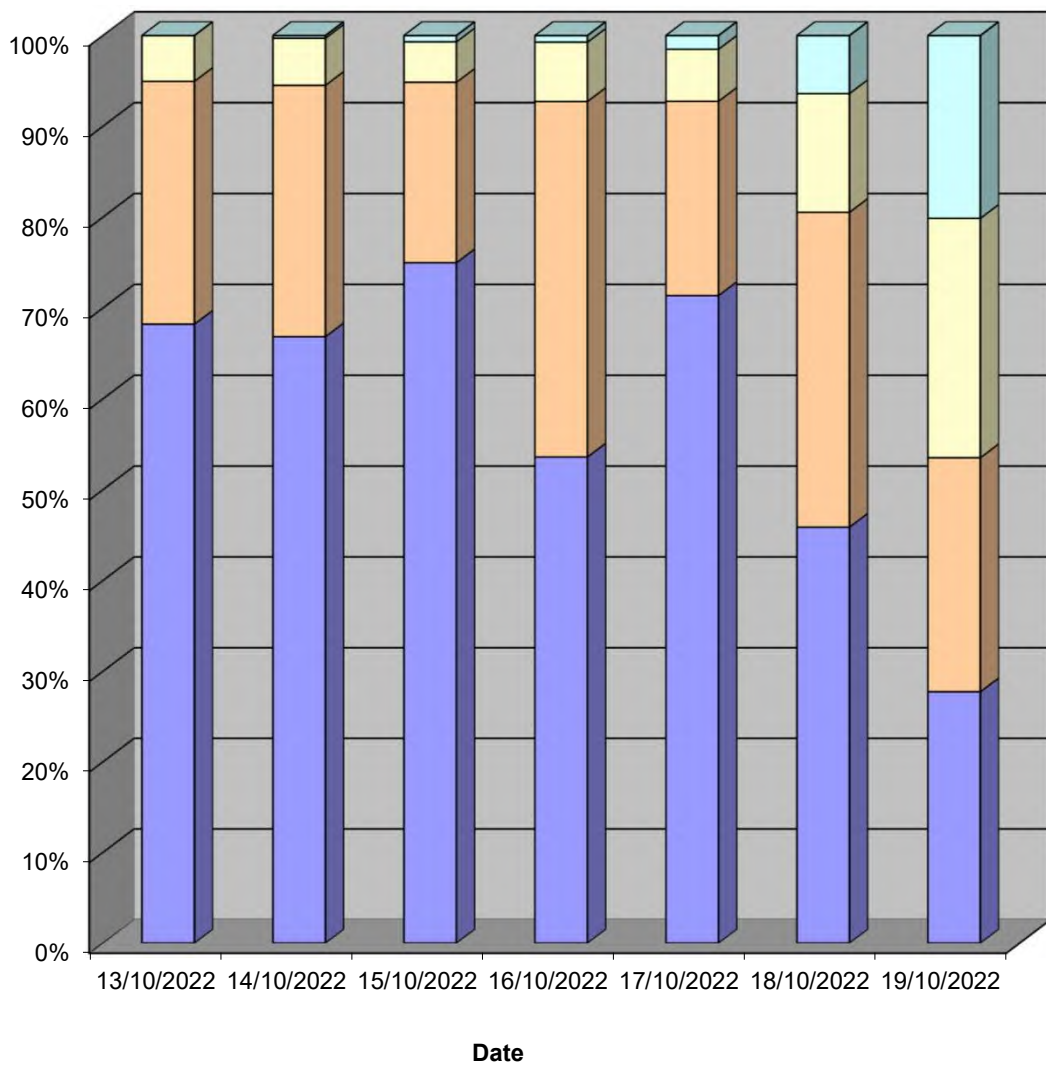
Channel 2 - Southwestbound

Speed Summary

Week 1

Speed (MPH)	13/10/2022 Thursday	14/10/2022 Friday	15/10/2022 Saturday	16/10/2022 Sunday	17/10/2022 Monday	18/10/2022 Tuesday	19/10/2022 Wednesday
0-40	217	232	219	74	237	151	98
40-50	85	96	58	54	71	114	91
50-60	16	18	13	9	19	43	93
60+	0	1	2	1	5	21	71
TOTAL	318	347	292	138	332	329	353

Speed Summary (MPH)



Lincolnshire ATC 19, David's Lane

Produced by Road Data Services Ltd.

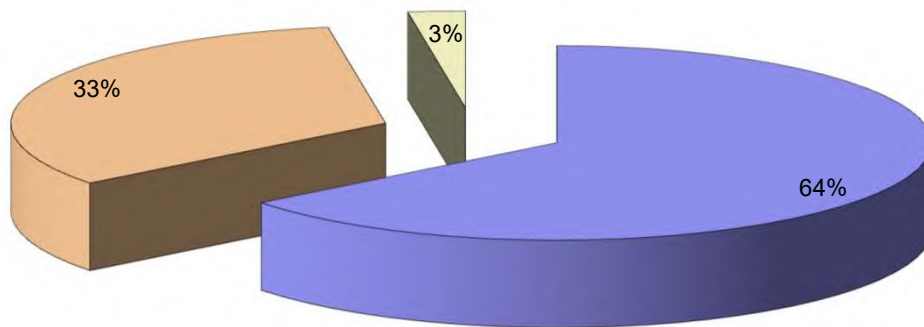
Channel 2 - Southwestbound

Vehicle Class

Week 1

Classes Day / Time	Car / LGV / Caravan - 1	OGV1 / Bus - 2,3,5,6,7,12	OGV2 - 4,8,9,10,11,13	TOTAL - 1-13
13/10/2022				
7-19	167	82	8	257
6-22	202	93	10	305
6-24	205	96	10	311
0-24	207	98	13	318
14/10/2022				
7-19	194	83	8	285
6-22	221	95	9	325
6-24	227	98	9	334
0-24	234	101	12	347
15/10/2022				
7-19	172	49	6	227
6-22	207	56	7	270
6-24	213	56	7	276
0-24	224	57	11	292
16/10/2022				
7-19	88	29	1	118
6-22	101	32	1	134
6-24	102	32	1	135
0-24	105	32	1	138
17/10/2022				
7-19	201	83	2	286
6-22	232	91	4	327
6-24	232	93	4	329
0-24	232	94	6	332
18/10/2022				
7-19	143	136	1	280
6-22	160	159	1	320
6-24	163	161	1	325
0-24	163	162	4	329
19/10/2022				
7-19	158	141	2	301
6-22	188	151	3	342
6-24	193	153	3	349
0-24	194	154	5	353
Average				
7-19	160	86	4	251
6-22	187	97	5	289
6-24	191	98	5	294
0-24	194	100	7	301

Total Vehicle Class Distribution



Lincolnshire ATC 21, Church End Road

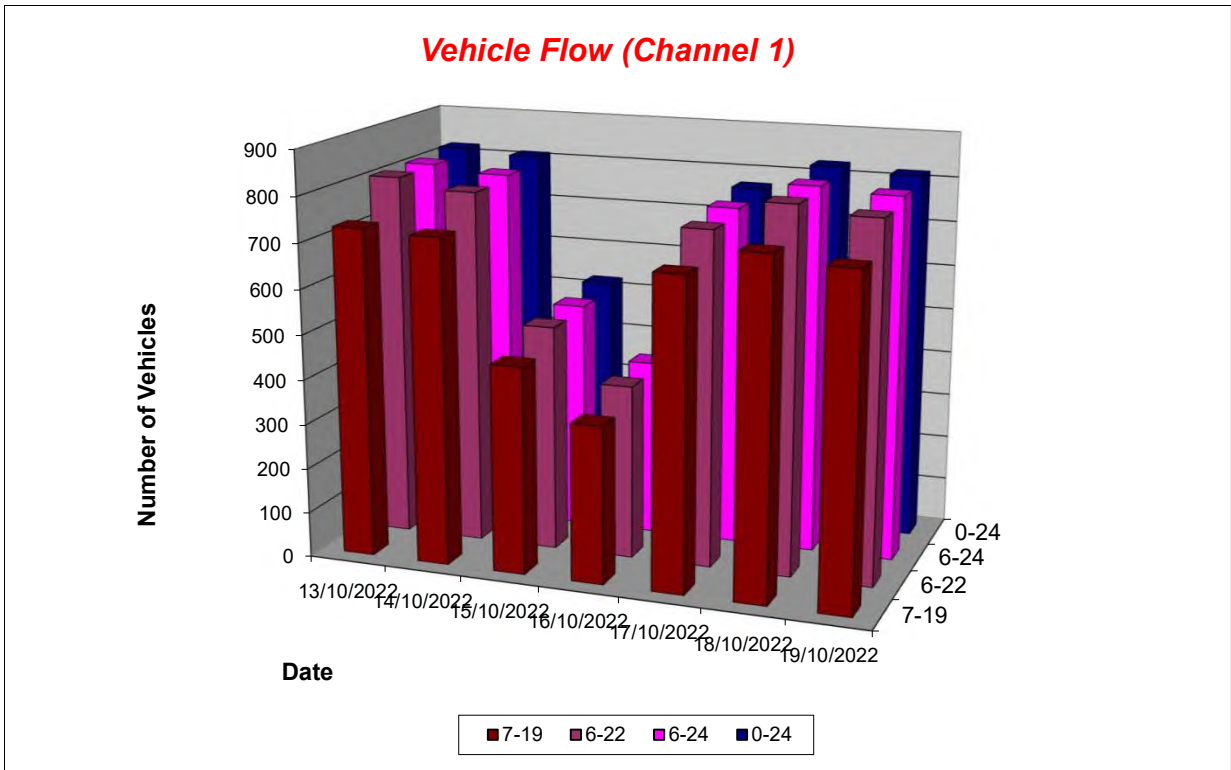
Produced by Road Data Services Ltd.

Channel 1 - Southbound

Vehicle Flow

Week 1

Hr Ending	13/10/2022 Thursday	14/10/2022 Friday	15/10/2022 Saturday	16/10/2022 Sunday	17/10/2022 Monday	18/10/2022 Tuesday	19/10/2022 Wednesday	Weekday Average	Average
1	0	1	3	2	1	2	1	1	1
2	1	0	3	3	0	1	1	1	1
3	0	1	0	1	2	0	0	1	1
4	2	3	2	1	0	0	0	1	1
5	4	1	1	0	3	3	1	2	2
6	3	8	5	2	7	7	10	7	6
7	16	18	7	5	13	24	19	18	15
8	48	53	13	10	39	42	43	45	35
9	70	86	23	16	68	81	66	74	59
10	71	46	37	24	47	53	53	54	47
11	41	51	35	28	51	40	50	47	42
12	55	44	53	35	48	49	49	49	48
13	37	55	45	30	50	62	64	54	49
14	72	47	51	51	52	59	53	57	55
15	60	65	45	42	77	73	65	68	61
16	92	96	43	31	72	96	81	87	73
17	95	89	45	35	95	92	103	95	79
18	59	46	36	27	51	67	64	57	50
19	30	45	34	20	35	27	33	34	32
20	28	18	13	15	21	32	26	25	22
21	19	18	12	15	11	5	14	13	13
22	17	11	11	3	13	6	8	11	10
23	1	4	5	4	5	5	11	5	5
24	0	5	2	2	8	2	3	4	3
7-19	730	723	460	349	685	741	724	721	630
6-22	810	788	503	387	743	808	791	788	690
6-24	811	797	510	393	756	815	805	797	698
0-24	821	811	524	402	769	828	818	809	710



Lincolnshire ATC 21, Church End Road

Produced by Road Data Services Ltd.

Channel 1 - Southbound

Average Speed

Week 1

Hr Ending	13/10/2022 Thursday	14/10/2022 Friday	15/10/2022 Saturday	16/10/2022 Sunday	17/10/2022 Monday	18/10/2022 Tuesday	19/10/2022 Wednesday
1	-	44.7	26.6	23.8	14.9	48.8	24.9
2	32.0	-	35.4	20.9	-	21.7	32.3
3	-	41.9	-	24.7	27.0	-	-
4	40.5	33.6	37.6	27.8	-	-	-
5	42.8	54.4	48.5	-	30.0	39.7	42.4
6	31.6	30.5	25.3	38.2	29.3	30.2	28.4
7	28.4	31.2	27.8	35.7	28.0	27.7	32.4
8	29.3	30.5	40.5	37.4	30.9	28.5	27.9
9	25.1	25.7	30.6	24.4	24.9	24.8	24.8
10	25.3	25.2	29.8	27.1	24.5	26.1	25.0
11	28.4	30.3	26.5	25.9	27.4	28.1	22.3
12	26.7	28.3	26.3	29.1	30.3	25.5	27.9
13	27.6	27.0	25.6	25.5	28.0	28.8	25.9
14	29.3	27.2	24.3	28.1	29.7	28.1	26.9
15	25.2	24.8	28.0	31.0	25.7	27.5	26.9
16	25.8	30.1	30.5	28.8	26.1	26.4	24.9
17	31.8	30.9	30.8	29.8	30.9	30.8	30.5
18	27.9	27.9	27.0	27.3	24.0	31.0	26.9
19	28.9	29.8	27.5	27.9	33.3	32.0	31.0
20	26.9	25.3	26.4	26.6	26.2	25.9	27.0
21	29.5	30.7	34.0	31.8	28.4	23.9	32.4
22	32.9	27.1	24.4	19.3	31.2	30.4	31.6
23	27.1	28.8	23.6	24.7	25.6	28.5	22.9
24	-	28.4	31.1	26.2	26.0	20.8	34.1

10-12	27.4	29.4	26.4	27.7	28.8	26.7	25.1
14-16	25.6	28.0	29.2	30.1	25.9	26.9	25.8
0-24	27.9	28.4	28.1	28.3	27.8	28.0	27.1

Average (ALL)	27.9
Weekday Inter-Peak	26.9

Channel 1 - Southbound

85th Percentile

Hr Ending	13/10/2022 Thursday	14/10/2022 Friday	15/10/2022 Saturday	16/10/2022 Sunday	17/10/2022 Monday	18/10/2022 Tuesday	19/10/2022 Wednesday
1	-	-	30.4	24.7	-	50.0	-
2	-	-	40.3	28.9	-	-	-
3	-	-	-	-	33.3	-	-
4	60.3	44.5	46.8	-	-	-	-
5	44.7	-	-	-	40.1	50.9	-
6	39.1	42.0	30.4	54.7	38.6	39.6	37.7
7	40.4	41.6	36.6	44.5	37.2	37.6	44.7
8	41.1	41.4	56.5	54.0	44.5	37.5	36.0
9	34.8	36.6	45.1	34.1	35.4	33.7	34.5
10	34.3	35.5	42.2	39.8	34.6	37.3	32.5
11	40.3	40.9	37.5	36.2	39.9	39.0	30.6
12	36.6	39.9	36.6	40.9	43.4	36.8	37.6
13	40.0	37.6	39.7	37.7	39.7	40.4	35.5
14	41.8	38.6	34.4	39.0	43.8	38.8	38.9
15	35.8	35.7	39.8	42.2	37.0	37.7	37.2
16	36.6	43.4	42.5	43.2	37.4	36.9	36.8
17	44.5	43.5	44.7	40.2	43.8	42.0	43.7
18	38.1	40.8	38.4	40.3	32.0	44.7	37.4
19	41.3	43.0	37.5	39.9	46.8	43.5	41.4
20	37.0	35.3	36.3	33.4	36.4	35.8	40.4
21	39.6	43.2	53.7	41.3	37.9	33.0	47.8
22	46.6	39.9	30.0	21.7	40.3	38.6	45.6
23	-	35.5	33.2	27.6	29.0	31.9	30.5
24	-	33.4	35.1	28.4	28.2	21.4	41.4

10-12	38.2	40.5	37.0	39.0	41.7	37.9	34.6
14-16	36.3	40.7	41.2	42.8	37.2	37.3	37.0
0-24	39.4	40.3	40.5	40.1	39.7	39.0	38.2

85th %ile (ALL)	39.5
Weekday Inter-Peak	38.2

Lincolnshire ATC 21, Church End Road

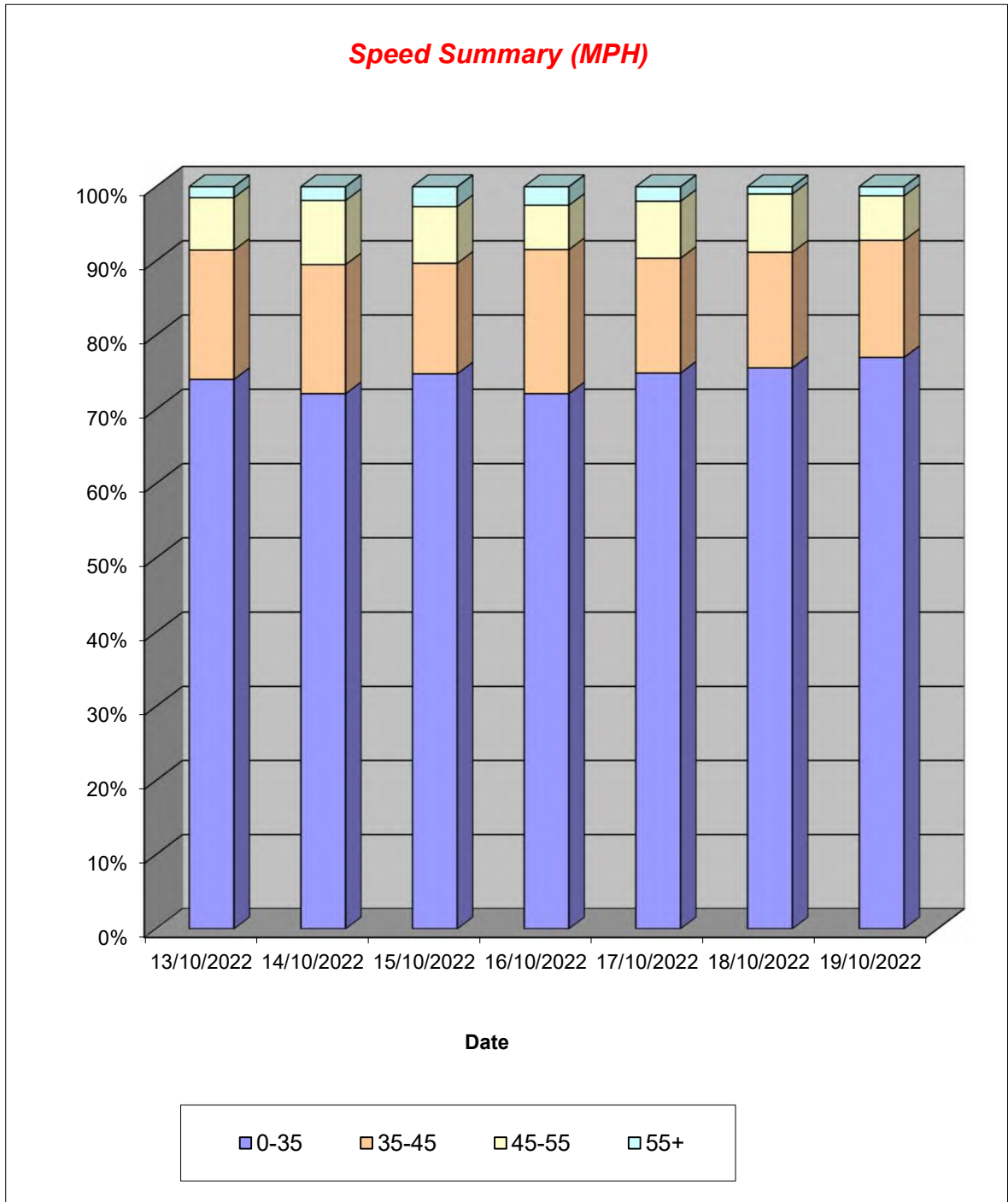
Produced by Road Data Services Ltd.

Channel 1 - Southbound

Speed Summary

Week 1

Speed (MPH)	13/10/2022 Thursday	14/10/2022 Friday	15/10/2022 Saturday	16/10/2022 Sunday	17/10/2022 Monday	18/10/2022 Tuesday	19/10/2022 Wednesday
0-35	608	585	392	290	576	626	630
35-45	143	141	78	78	119	129	129
45-55	58	70	40	24	59	65	49
55+	12	15	14	10	15	8	10
TOTAL	821	811	524	402	769	828	818



Lincolnshire ATC 21, Church End Road

Produced by Road Data Services Ltd.

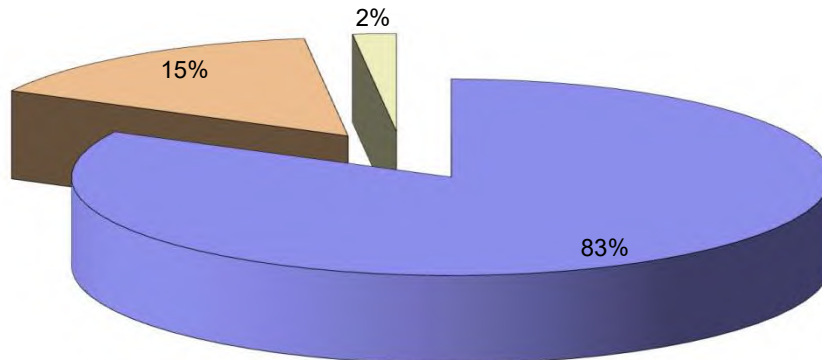
Channel 1 - Southbound

Vehicle Class

Week 1

Classes Day / Time	Car / LGV / Caravan - 1	OGV1 / Bus - 2,3,5,6,7,12	OGV2 - 4,8,9,10,11,13	TOTAL - 1-13
13/10/2022				
7-19	603	111	16	730
6-22	667	120	23	810
6-24	668	120	23	811
0-24	675	123	23	821
14/10/2022				
7-19	593	124	6	723
6-22	652	130	6	788
6-24	661	130	6	797
0-24	670	135	6	811
15/10/2022				
7-19	387	67	6	460
6-22	429	68	6	503
6-24	436	68	6	510
0-24	449	69	6	524
16/10/2022				
7-19	310	39	0	349
6-22	345	42	0	387
6-24	351	42	0	393
0-24	360	42	0	402
17/10/2022				
7-19	565	117	3	685
6-22	612	127	4	743
6-24	625	127	4	756
0-24	635	130	4	769
18/10/2022				
7-19	576	138	27	741
6-22	633	148	27	808
6-24	640	148	27	815
0-24	652	149	27	828
19/10/2022				
7-19	584	114	26	724
6-22	643	122	26	791
6-24	657	122	26	805
0-24	668	124	26	818
Average				
7-19	517	101	12	630
6-22	569	108	13	690
6-24	577	108	13	698
0-24	587	110	13	710

Total Vehicle Class Distribution



Lincolnshire ATC 21, Church End Road

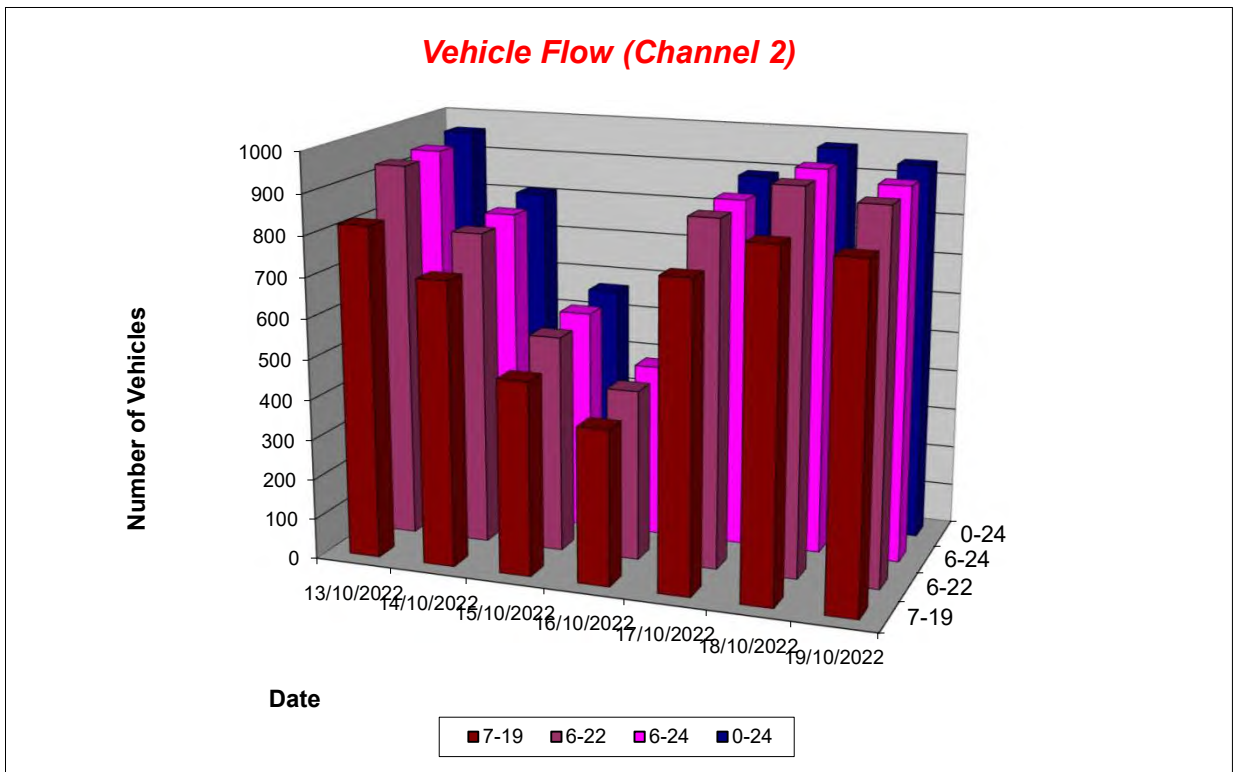
Produced by Road Data Services Ltd.

Channel 2 - Northbound

Vehicle Flow

Week 1

Hr Ending	13/10/2022 Thursday	14/10/2022 Friday	15/10/2022 Saturday	16/10/2022 Sunday	17/10/2022 Monday	18/10/2022 Tuesday	19/10/2022 Wednesday	Weekday Average	Average
1	3	0	1	2	0	2	2	1	1
2	0	0	3	0	1	0	1	0	1
3	0	0	1	0	0	0	0	0	0
4	1	2	0	1	1	1	1	1	1
5	4	3	2	0	5	4	2	4	3
6	11	13	7	3	17	12	10	13	10
7	43	27	18	4	48	47	34	40	32
8	100	78	33	23	95	96	112	96	77
9	126	103	36	15	114	122	138	121	93
10	75	61	53	28	53	82	60	66	59
11	48	51	46	31	51	37	49	47	45
12	55	36	45	49	51	67	52	52	51
13	62	54	45	42	51	61	57	57	53
14	55	49	42	32	56	67	53	56	51
15	52	53	47	40	41	60	71	55	52
16	76	84	39	28	83	87	80	82	68
17	66	51	25	40	67	71	64	64	55
18	53	52	37	24	55	53	56	54	47
19	54	34	33	33	41	45	40	43	40
20	31	29	19	14	24	27	21	26	24
21	29	12	16	13	13	12	16	16	16
22	8	6	5	8	14	10	10	10	9
23	3	8	9	3	6	4	7	6	6
24	4	3	5	5	2	3	3	3	4
7-19	822	706	481	385	758	848	832	793	690
6-22	933	780	539	424	857	944	913	885	770
6-24	940	791	553	432	865	951	923	894	779
0-24	959	809	567	438	889	970	939	913	796



Lincolnshire ATC 21, Church End Road

Produced by Road Data Services Ltd.

Channel 2 - Northbound

Average Speed

Week 1

Hr Ending	13/10/2022 Thursday	14/10/2022 Friday	15/10/2022 Saturday	16/10/2022 Sunday	17/10/2022 Monday	18/10/2022 Tuesday	19/10/2022 Wednesday
1	35.2	-	27.5	36.8	-	43.7	33.8
2	-	-	38.5	-	23.8	-	24.8
3	-	-	24.6	-	-	-	-
4	27.4	29.1	-	5.5	29.2	31.8	26.1
5	35.3	34.5	41.5	-	25.4	26.4	32.5
6	27.3	30.1	48.8	47.3	28.4	35.9	35.1
7	26.2	32.1	30.6	43.4	28.1	30.6	27.8
8	36.0	35.8	32.9	40.8	32.6	35.9	31.3
9	29.7	31.2	34.2	33.6	29.2	28.4	31.9
10	31.9	32.5	28.7	31.4	30.7	31.6	30.8
11	29.1	31.0	29.9	29.5	27.2	27.3	25.4
12	30.7	33.8	29.7	26.8	30.7	28.5	31.9
13	29.9	30.2	30.7	30.8	29.8	30.2	31.6
14	30.7	27.6	28.8	32.5	28.7	26.9	28.4
15	27.9	25.4	29.2	31.3	29.2	28.0	25.1
16	29.0	28.3	27.4	32.6	30.2	29.5	27.1
17	29.6	28.3	33.6	31.4	25.9	31.7	31.7
18	30.1	27.9	30.9	33.5	30.8	31.2	28.1
19	28.0	31.3	31.7	31.5	31.3	32.0	31.6
20	31.1	29.2	31.3	33.5	35.1	29.3	31.0
21	28.6	36.4	36.1	38.9	30.1	33.0	27.7
22	30.7	28.7	32.9	25.7	27.4	32.8	29.4
23	36.7	32.0	32.6	27.6	27.9	30.1	35.0
24	34.9	29.6	31.1	26.6	31.7	31.5	36.4

10-12	30.0	32.2	29.8	27.8	29.0	28.1	28.7
14-16	28.6	27.2	28.3	31.8	29.9	28.9	26.2
0-24	30.3	30.5	30.9	31.8	29.7	30.4	29.8

Average (ALL)	30.4
Weekday Inter-Peak	28.7

Channel 2 - Northbound

85th Percentile

Hr Ending	13/10/2022 Thursday	14/10/2022 Friday	15/10/2022 Saturday	16/10/2022 Sunday	17/10/2022 Monday	18/10/2022 Tuesday	19/10/2022 Wednesday
1	45.8	-	-	44.6	-	44.6	34.7
2	-	-	50.6	-	-	-	-
3	-	-	-	-	-	-	-
4	-	30.1	-	-	-	-	-
5	48.9	35.0	50.1	-	32.0	33.2	34.8
6	37.6	42.9	52.8	52.2	39.0	45.1	44.6
7	34.9	46.0	45.8	51.5	39.8	41.6	36.0
8	46.0	46.7	44.7	50.9	43.3	46.8	41.0
9	38.5	42.0	44.3	41.9	38.4	36.9	41.1
10	41.0	44.1	37.8	40.9	38.7	40.7	39.5
11	39.9	42.0	40.2	42.6	34.4	39.7	33.8
12	37.7	44.3	37.8	35.6	40.7	38.2	41.8
13	41.1	41.3	39.6	40.6	40.7	39.6	42.3
14	42.0	34.8	37.9	43.7	37.9	36.2	38.3
15	37.9	36.5	36.5	42.5	40.1	37.8	32.6
16	38.2	37.4	36.3	44.1	38.7	38.3	33.5
17	38.6	37.0	45.1	41.5	32.8	41.9	42.4
18	40.2	38.4	40.0	43.5	40.7	43.1	34.9
19	35.5	44.6	43.4	41.7	41.8	42.8	43.1
20	44.8	41.3	41.0	43.1	49.2	39.2	44.6
21	39.0	49.7	51.1	55.2	36.9	42.3	35.0
22	38.9	33.7	41.6	34.5	36.1	42.6	38.6
23	48.4	45.1	44.0	28.6	30.7	36.4	48.1
24	39.6	34.6	33.2	33.7	35.6	44.0	43.7

10-12	39.0	43.1	39.0	38.6	37.9	38.8	38.5
14-16	38.1	37.2	36.4	43.1	39.3	38.1	33.2
0-24	40.3	41.6	41.3	43.0	39.5	40.7	39.4

85th %ile (ALL)	40.7
Weekday Inter-Peak	38.2

Lincolnshire ATC 21, Church End Road

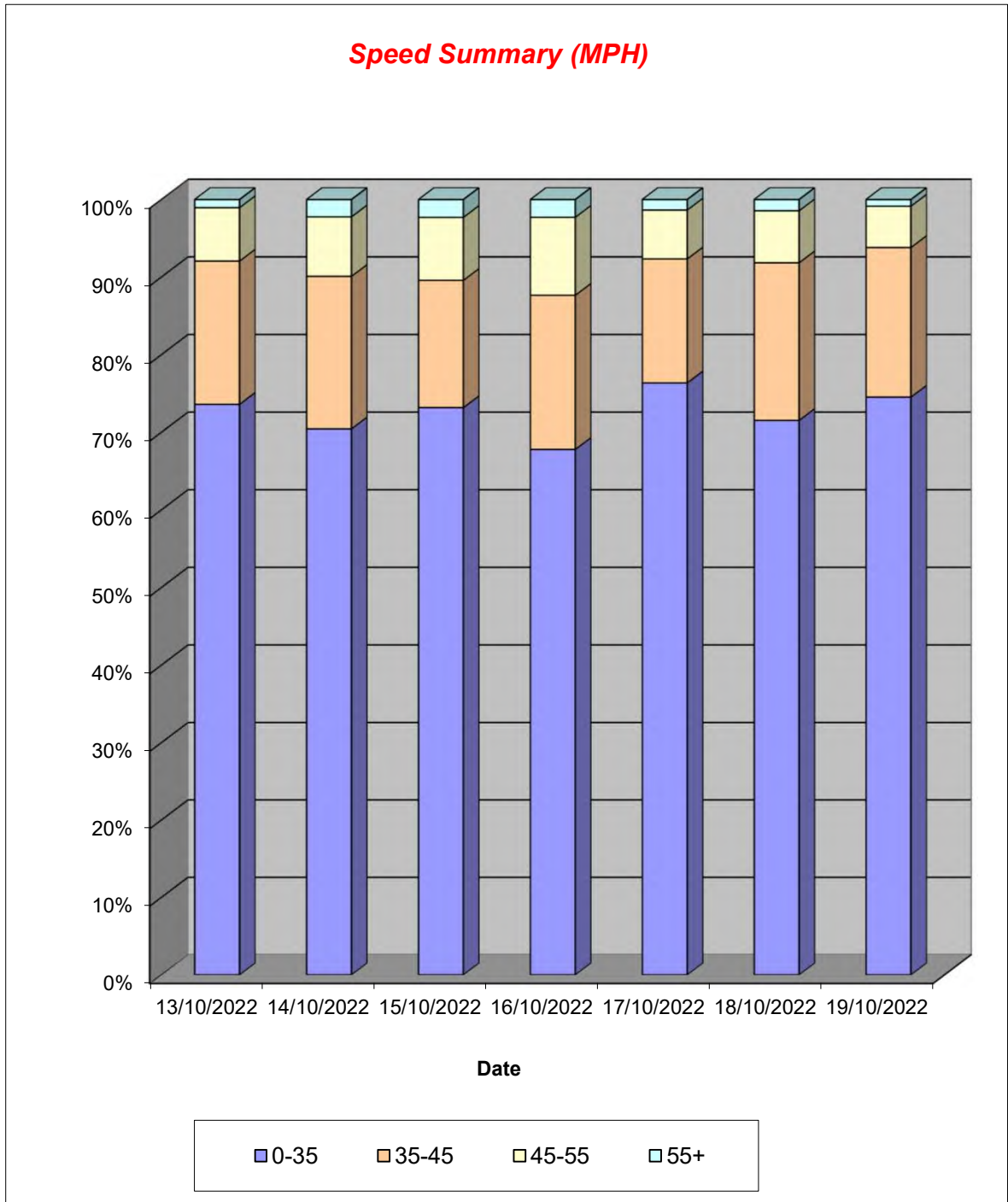
Produced by Road Data Services Ltd.

Channel 2 - Northbound

Speed Summary

Week 1

Speed (MPH)	13/10/2022 Thursday	14/10/2022 Friday	15/10/2022 Saturday	16/10/2022 Sunday	17/10/2022 Monday	18/10/2022 Tuesday	19/10/2022 Wednesday
0-35	706	570	415	297	679	694	700
35-45	177	159	93	87	142	197	181
45-55	66	62	46	44	56	65	50
55+	10	18	13	10	12	14	8
TOTAL	959	809	567	438	889	970	939



Lincolnshire ATC 21, Church End Road

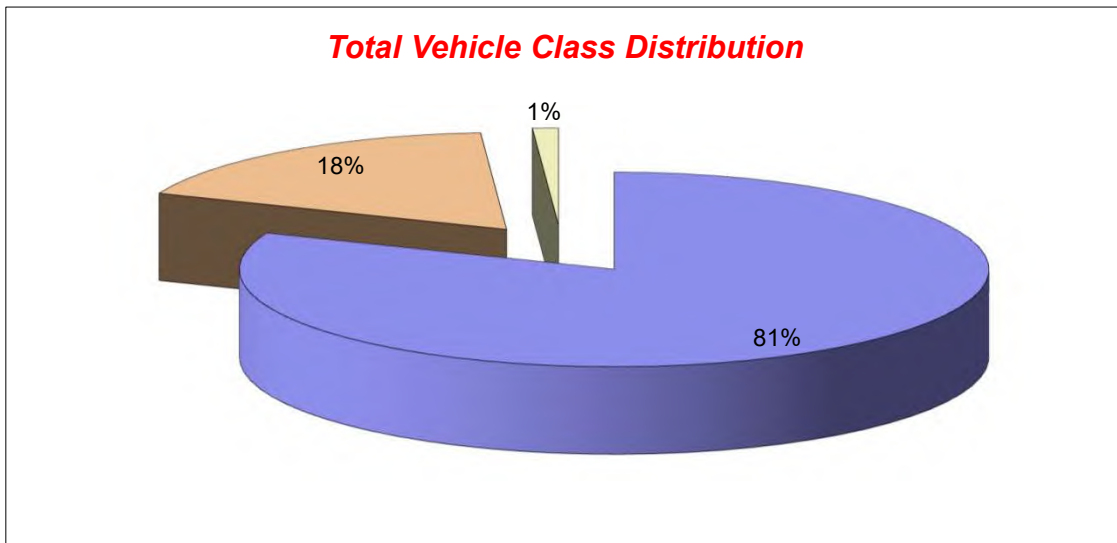
Produced by Road Data Services Ltd.

Channel 2 - Northbound

Vehicle Class

Week 1

Classes Day / Time	Car / LGV / Caravan - 1	OGV1 / Bus - 2,3,5,6,7,12	OGV2 - 4,8,9,10,11,13	TOTAL - 1-13
13/10/2022				
7-19	646	168	8	822
6-22	739	183	11	933
6-24	745	184	11	940
0-24	761	186	12	959
14/10/2022				
7-19	540	160	6	706
6-22	602	170	8	780
6-24	610	173	8	791
0-24	627	174	8	809
15/10/2022				
7-19	386	92	3	481
6-22	435	100	4	539
6-24	446	103	4	553
0-24	459	104	4	567
16/10/2022				
7-19	328	57	0	385
6-22	360	64	0	424
6-24	366	66	0	432
0-24	372	66	0	438
17/10/2022				
7-19	609	137	12	758
6-22	693	151	13	857
6-24	698	154	13	865
0-24	720	156	13	889
18/10/2022				
7-19	676	160	12	848
6-22	760	171	13	944
6-24	766	172	13	951
0-24	781	174	15	970
19/10/2022				
7-19	709	113	10	832
6-22	775	128	10	913
6-24	784	129	10	923
0-24	797	132	10	939
Average				
7-19	556	127	7	690
6-22	623	138	8	770
6-24	631	140	8	779
0-24	645	142	9	796



Lincolnshire ATC 22, Cut End Road

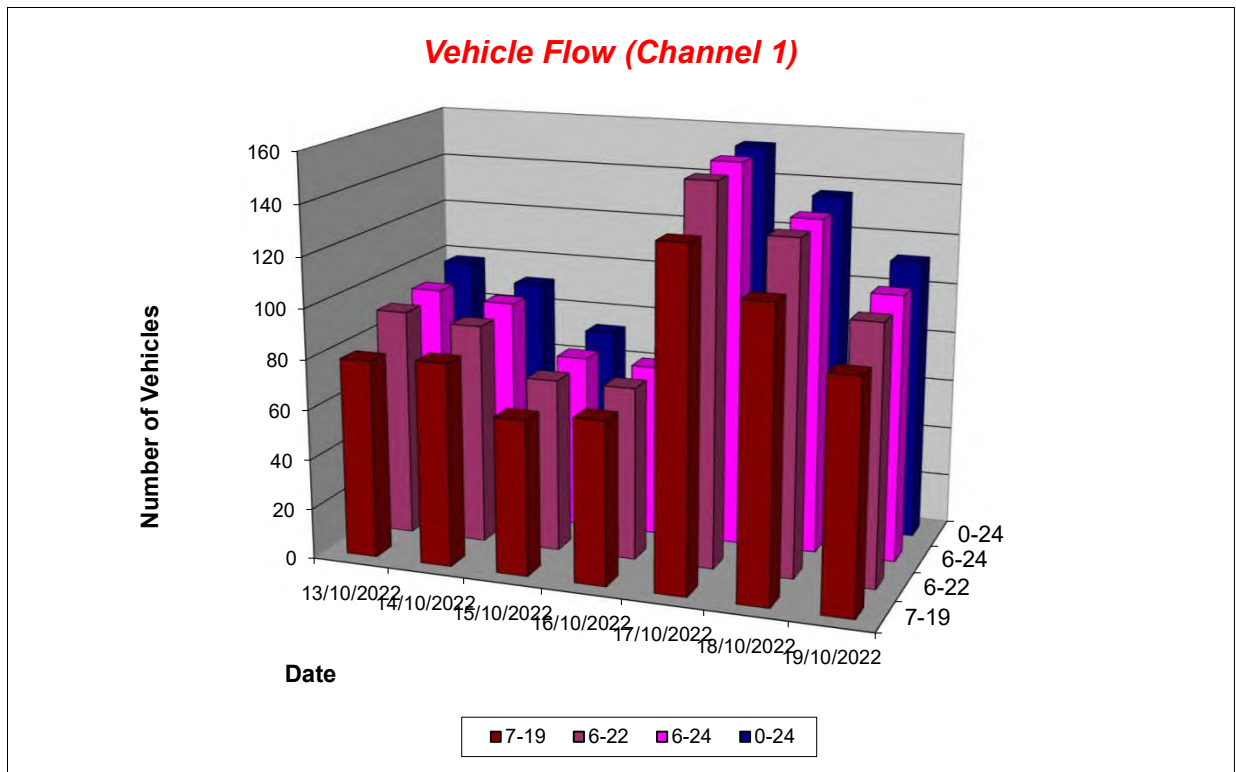
Produced by Road Data Services Ltd.

Channel 1 - Southbound

Vehicle Flow

Week 1

Hr Ending	13/10/2022 Thursday	14/10/2022 Friday	15/10/2022 Saturday	16/10/2022 Sunday	17/10/2022 Monday	18/10/2022 Tuesday	19/10/2022 Wednesday	Weekday Average	Average
1	2	0	1	1	0	0	0	0	1
2	0	1	1	1	0	0	2	1	1
3	0	0	0	0	0	1	1	0	0
4	0	0	1	0	0	0	1	0	0
5	2	0	0	0	1	1	1	1	1
6	1	0	0	0	0	1	1	1	0
7	6	2	2	0	12	9	4	7	5
8	6	2	5	2	9	8	11	7	6
9	4	10	4	11	16	17	6	11	10
10	11	7	12	3	8	15	6	9	9
11	8	9	10	7	11	13	7	10	9
12	10	5	6	5	11	11	12	10	9
13	4	6	3	5	13	6	8	7	6
14	3	3	4	5	15	9	10	8	7
15	8	6	7	10	13	12	8	9	9
16	8	16	4	9	12	8	6	10	9
17	7	10	4	1	13	6	8	9	7
18	5	4	0	5	7	5	6	5	5
19	5	3	3	2	6	5	3	4	4
20	4	4	3	3	3	2	5	4	3
21	2	1	1	0	1	3	3	2	2
22	0	0	1	1	1	3	0	1	1
23	1	0	0	0	1	0	1	1	0
24	1	2	1	0	1	1	2	1	1
7-19	79	81	62	65	134	115	91	100	90
6-22	91	88	69	69	151	132	103	113	100
6-24	93	90	70	69	153	133	106	115	102
0-24	98	91	73	71	154	136	112	118	105



Lincolnshire ATC 22, Cut End Road

Produced by Road Data Services Ltd.

Channel 1 - Southbound

Average Speed

Week 1

Hr Ending	13/10/2022 Thursday	14/10/2022 Friday	15/10/2022 Saturday	16/10/2022 Sunday	17/10/2022 Monday	18/10/2022 Tuesday	19/10/2022 Wednesday
1	29.7	-	19.2	43.5	-	-	-
2	-	36.0	29.1	36.5	-	-	22.2
3	-	-	-	-	-	32.4	15.1
4	-	-	33.5	-	-	-	32.4
5	32.7	-	-	-	27.3	32.1	27.7
6	30.6	-	-	-	-	20.9	15.1
7	25.2	28.5	16.8	-	17.2	19.5	28.3
8	25.8	37.2	17.6	22.6	19.4	18.5	22.2
9	29.9	32.1	29.9	28.5	21.2	23.2	28.4
10	25.9	27.9	28.3	30.3	26.9	29.4	28.2
11	23.1	27.0	23.2	28.3	26.4	30.2	25.9
12	30.6	24.6	29.3	28.0	25.2	30.9	20.4
13	25.4	22.9	27.5	28.6	26.9	30.1	26.0
14	28.0	27.2	27.3	27.7	25.2	27.7	26.8
15	20.9	32.3	23.0	24.2	24.8	25.5	21.0
16	26.6	28.0	27.4	28.0	23.1	29.1	27.5
17	24.8	27.8	35.3	16.2	25.9	29.9	32.5
18	24.1	30.5	-	31.3	24.5	28.0	29.4
19	27.5	36.2	22.2	22.4	23.7	31.7	28.8
20	25.9	34.5	28.3	24.8	26.7	33.0	24.7
21	29.6	44.6	29.7	-	20.0	30.0	33.0
22	-	-	34.8	35.9	23.9	27.7	-
23	22.8	-	-	-	27.1	-	32.7
24	22.3	29.0	22.0	-	30.8	36.0	26.9

10-12	27.2	26.1	25.5	28.2	25.8	30.5	22.4
14-16	23.8	29.2	24.6	26.0	24.0	26.9	23.8
0-24	26.1	29.2	26.2	27.8	24.0	27.2	25.9

Average (ALL)	26.4
Weekday Inter-Peak	26.2

Channel 1 - Southbound

85th Percentile

Hr Ending	13/10/2022 Thursday	14/10/2022 Friday	15/10/2022 Saturday	16/10/2022 Sunday	17/10/2022 Monday	18/10/2022 Tuesday	19/10/2022 Wednesday
1	40.3	-	-	-	-	-	-
2	-	-	-	-	-	-	23.5
3	-	-	-	-	-	-	-
4	-	-	-	-	-	-	-
5	39.4	-	-	-	-	-	-
6	-	-	-	-	-	-	-
7	30.9	30.7	21.6	-	22.1	26.3	34.5
8	33.1	46.0	23.5	26.1	23.3	21.7	31.2
9	36.8	38.8	34.1	35.1	28.9	27.1	34.1
10	32.2	34.3	35.2	32.0	31.6	36.2	37.7
11	30.1	33.3	29.0	33.2	32.1	38.1	28.8
12	33.7	30.6	32.5	32.5	30.1	37.2	26.4
13	31.1	31.2	33.0	32.6	31.1	36.4	34.3
14	32.9	32.1	31.3	30.9	29.7	35.3	29.9
15	28.0	38.3	28.4	31.6	30.7	31.6	26.2
16	34.9	35.7	31.8	32.5	30.3	36.4	30.3
17	31.7	36.4	41.8	-	31.8	33.8	36.0
18	30.9	33.2	-	35.9	28.6	32.7	35.3
19	33.4	38.7	31.5	31.3	32.8	37.7	31.7
20	28.9	45.4	33.1	26.9	37.2	39.5	32.3
21	33.1	-	-	-	-	41.6	37.9
22	-	-	-	-	-	30.5	-
23	-	-	-	-	-	-	-
24	-	35.8	-	-	-	-	28.8

10-12	33.7	32.4	31.3	32.9	31.1	37.8	28.2
14-16	32.0	36.8	30.1	32.5	30.6	33.8	29.3
0-24	33.1	37.2	33.4	34.1	30.5	34.7	33.1

85th %ile (ALL)	33.7
Weekday Inter-Peak	33.4

Lincolnshire ATC 22, Cut End Road

Produced by Road Data Services Ltd.

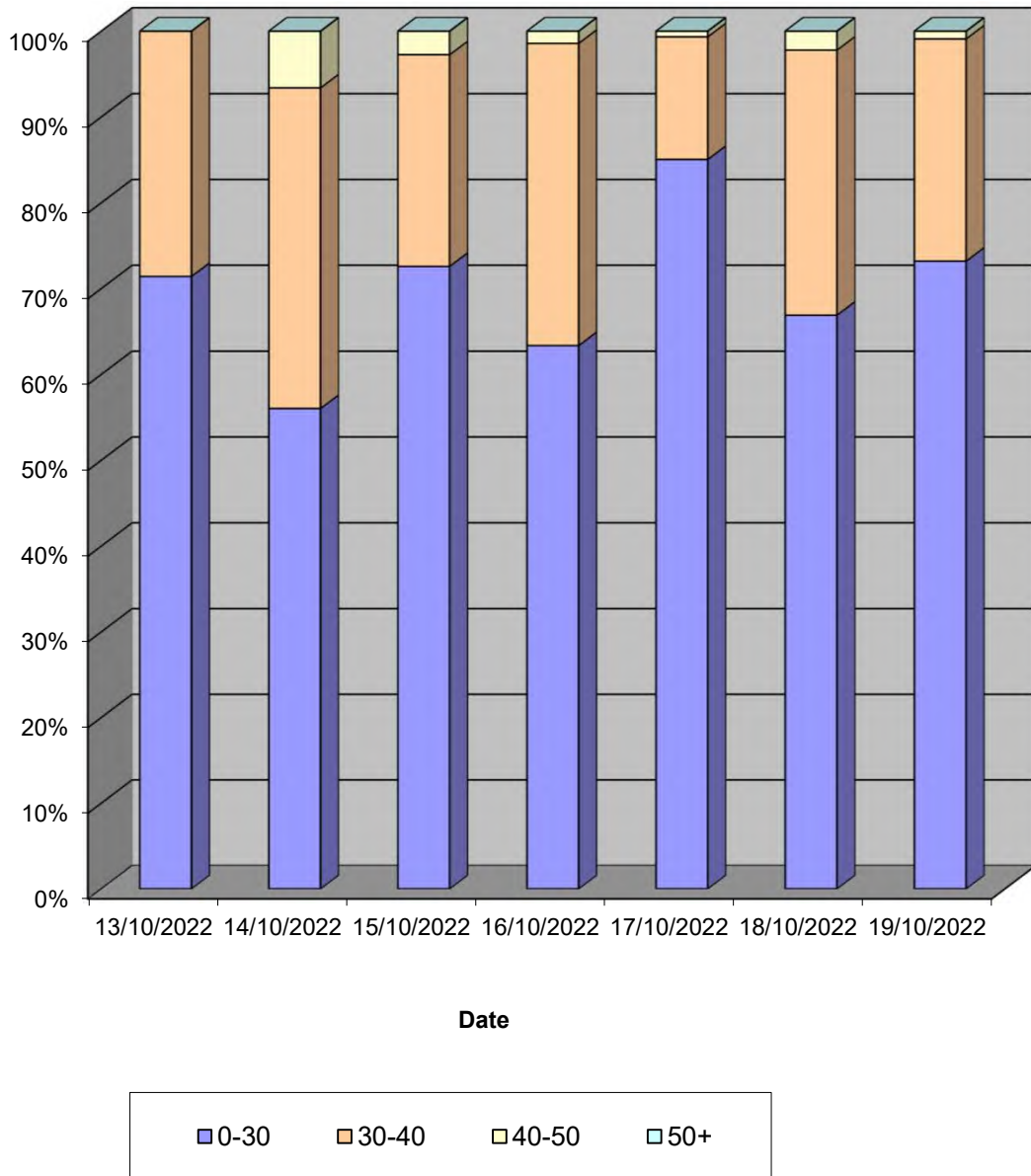
Channel 1 - Southbound

Speed Summary

Week 1

Speed (MPH)	13/10/2022 Thursday	14/10/2022 Friday	15/10/2022 Saturday	16/10/2022 Sunday	17/10/2022 Monday	18/10/2022 Tuesday	19/10/2022 Wednesday
0-30	70	51	53	45	131	91	82
30-40	28	34	18	25	22	42	29
40-50	0	6	2	1	1	3	1
50+	0	0	0	0	0	0	0
TOTAL	98	91	73	71	154	136	112

Speed Summary (MPH)



Lincolnshire ATC 22, Cut End Road

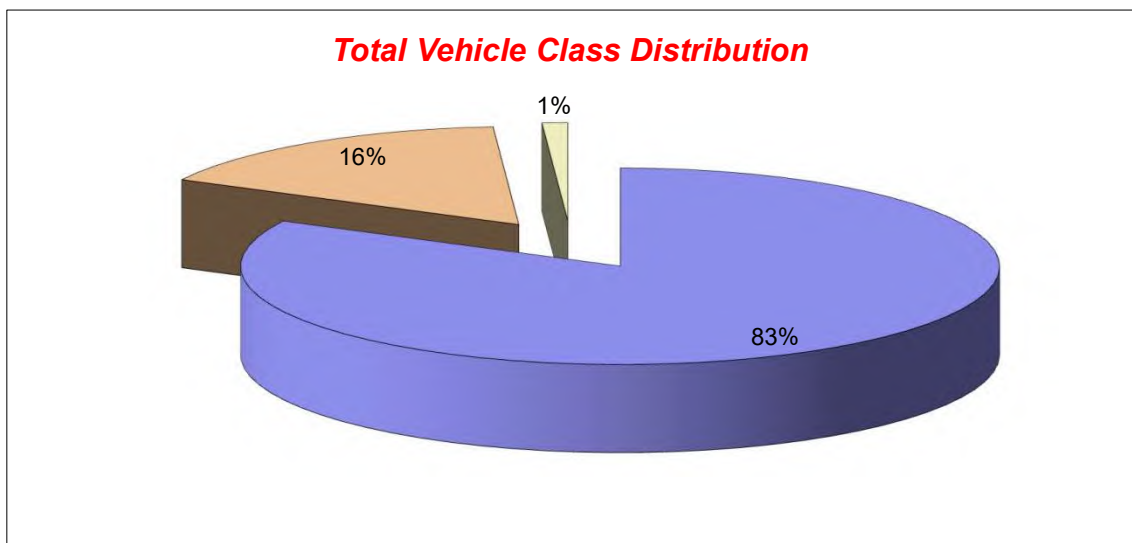
Produced by Road Data Services Ltd.

Channel 1 - Southbound

Vehicle Class

Week 1

Classes Day / Time	Car / LGV / Caravan - 1	OGV1 / Bus - 2,3,5,6,7,12	OGV2 - 4,8,9,10,11,13	TOTAL - 1-13
13/10/2022				
7-19	54	23	2	79
6-22	65	24	2	91
6-24	66	25	2	93
0-24	71	25	2	98
14/10/2022				
7-19	60	20	1	81
6-22	67	20	1	88
6-24	69	20	1	90
0-24	70	20	1	91
15/10/2022				
7-19	56	6	0	62
6-22	62	7	0	69
6-24	63	7	0	70
0-24	66	7	0	73
16/10/2022				
7-19	57	8	0	65
6-22	60	9	0	69
6-24	60	9	0	69
0-24	62	9	0	71
17/10/2022				
7-19	110	22	2	134
6-22	124	23	4	151
6-24	126	23	4	153
0-24	127	23	4	154
18/10/2022				
7-19	95	19	1	115
6-22	112	19	1	132
6-24	113	19	1	133
0-24	116	19	1	136
19/10/2022				
7-19	75	16	0	91
6-22	87	16	0	103
6-24	89	17	0	106
0-24	95	17	0	112
Average				
7-19	72	16	1	90
6-22	82	17	1	100
6-24	84	17	1	102
0-24	87	17	1	105



Lincolnshire ATC 22, Cut End Road

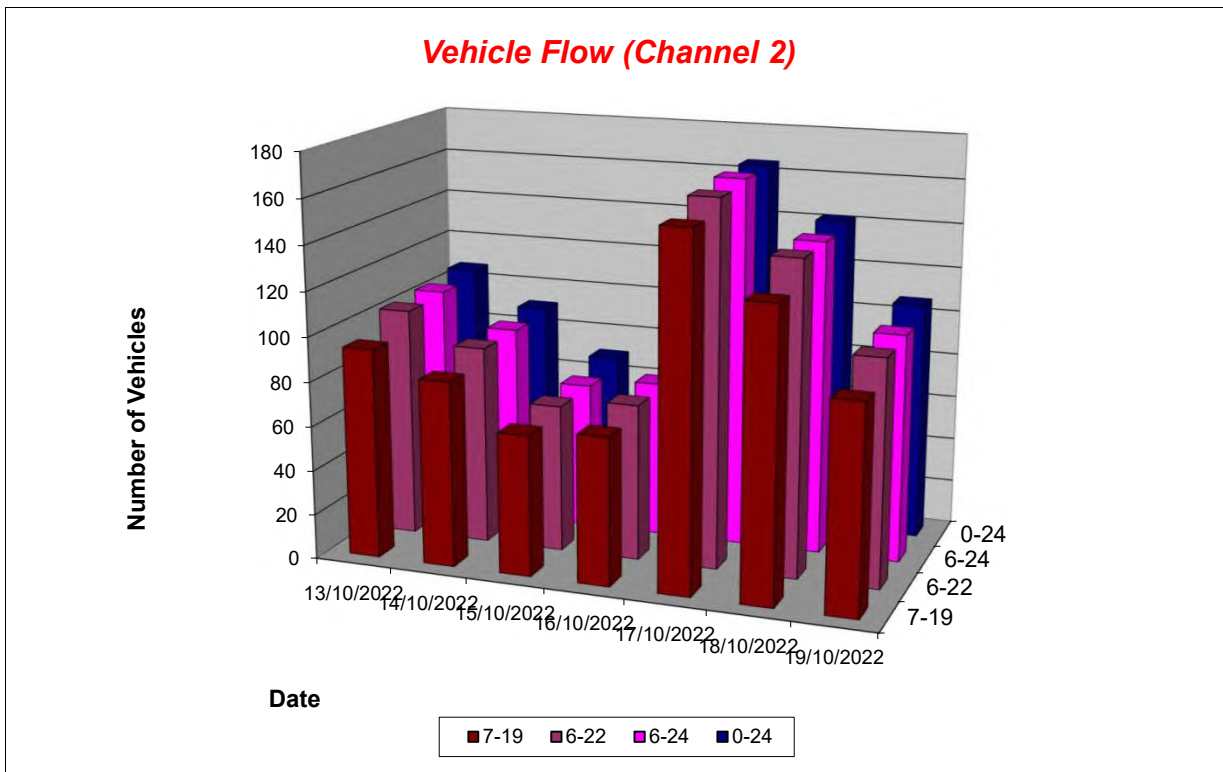
Produced by Road Data Services Ltd.

Channel 2 - Northbound

Vehicle Flow

Week 1

Hr Ending	13/10/2022 Thursday	14/10/2022 Friday	15/10/2022 Saturday	16/10/2022 Sunday	17/10/2022 Monday	18/10/2022 Tuesday	19/10/2022 Wednesday	Weekday Average	Average
1	1	0	0	0	0	0	0	0	0
2	0	0	1	0	0	1	1	0	0
3	1	1	1	0	0	1	3	1	1
4	1	0	1	0	0	0	0	0	0
5	0	0	0	0	0	0	0	0	0
6	0	1	1	0	0	0	1	0	0
7	4	2	1	0	2	6	3	3	3
8	5	3	2	0	15	11	9	9	6
9	7	6	3	1	14	9	4	8	6
10	13	5	13	4	9	14	6	9	9
11	11	6	7	4	11	14	10	10	9
12	8	10	5	4	17	13	9	11	9
13	4	5	7	21	13	6	10	8	9
14	4	5	1	3	15	17	5	9	7
15	9	9	7	7	19	16	9	12	11
16	9	11	3	7	14	7	7	10	8
17	10	13	6	4	17	12	8	12	10
18	8	5	5	7	8	4	13	8	7
19	6	5	4	4	5	6	2	5	5
20	4	3	0	0	2	3	1	3	2
21	0	1	1	3	2	2	4	2	2
22	1	0	1	1	0	0	1	0	1
23	0	0	0	0	1	0	1	0	0
24	1	0	0	0	1	0	0	0	0
7-19	94	83	63	66	157	129	92	111	98
6-22	103	89	66	70	163	140	101	119	105
6-24	104	89	66	70	165	140	102	120	105
0-24	107	91	70	70	165	142	107	122	107



Lincolnshire ATC 22, Cut End Road

Produced by Road Data Services Ltd.

Channel 2 - Northbound

Average Speed

Week 1

Hr Ending	13/10/2022 Thursday	14/10/2022 Friday	15/10/2022 Saturday	16/10/2022 Sunday	17/10/2022 Monday	18/10/2022 Tuesday	19/10/2022 Wednesday
1	36.9	-	-	-	-	-	-
2	-	-	23.2	-	-	18.3	20.3
3	29.8	32.1	26.5	-	-	34.2	22.1
4	23.5	-	36.3	-	-	-	-
5	-	-	-	-	-	-	-
6	-	27.2	27.6	-	-	-	20.5
7	21.5	29.6	29.9	-	29.7	23.7	25.8
8	28.4	32.7	35.0	-	27.9	27.2	32.5
9	26.3	27.2	25.5	21.7	22.5	22.3	27.0
10	21.2	24.8	28.7	27.9	20.8	25.4	27.5
11	29.6	25.8	24.4	32.5	23.6	28.7	26.1
12	21.5	29.7	31.3	22.6	28.5	28.0	20.6
13	21.5	26.1	25.9	25.8	23.5	26.8	25.3
14	31.0	26.6	27.6	35.8	22.8	27.6	34.1
15	26.3	27.6	27.3	23.7	25.2	25.6	24.0
16	20.0	30.2	29.1	26.9	24.1	25.3	24.3
17	31.4	24.3	26.3	27.0	25.6	28.8	23.0
18	28.1	26.6	29.5	30.8	21.9	30.3	26.6
19	22.4	29.1	22.7	22.7	18.2	28.9	27.6
20	20.2	34.0	-	-	30.6	25.0	28.4
21	-	43.5	31.9	28.7	35.0	29.2	24.4
22	28.2	-	27.4	30.5	-	-	45.1
23	-	-	-	-	49.5	-	40.7
24	28.6	-	-	-	22.4	-	-

10-12	26.2	28.2	27.3	27.6	26.5	28.4	23.5
14-16	23.2	29.1	27.8	25.3	24.7	25.5	24.2
0-24	25.4	27.9	27.6	27.0	24.8	26.8	26.2

Average (ALL)	26.3
Weekday Inter-Peak	26.0

Channel 2 - Northbound

85th Percentile

Hr Ending	13/10/2022 Thursday	14/10/2022 Friday	15/10/2022 Saturday	16/10/2022 Sunday	17/10/2022 Monday	18/10/2022 Tuesday	19/10/2022 Wednesday
1	-	-	-	-	-	-	-
2	-	-	-	-	-	-	-
3	-	-	-	-	-	-	26.3
4	-	-	-	-	-	-	-
5	-	-	-	-	-	-	-
6	-	-	-	-	-	-	-
7	24.0	39.4	-	-	40.3	28.2	30.9
8	35.2	35.3	39.6	-	34.7	35.0	39.9
9	31.6	33.6	31.3	-	29.9	30.3	29.2
10	29.1	35.7	37.1	32.6	28.7	31.2	34.1
11	36.8	32.1	31.4	35.6	29.5	34.7	34.1
12	28.8	34.7	34.8	30.5	36.6	37.2	30.4
13	27.7	31.4	33.6	32.0	30.5	30.3	30.2
14	34.6	28.4	-	40.5	29.1	33.7	45.5
15	35.2	34.5	30.6	31.3	32.3	33.4	30.4
16	27.0	37.6	36.4	31.1	29.6	31.9	31.8
17	36.4	31.2	36.5	32.3	30.2	36.9	31.4
18	34.0	29.3	37.9	35.9	26.1	43.8	33.2
19	26.1	35.1	29.4	26.0	23.5	35.5	33.1
20	29.6	37.7	-	-	34.5	29.1	-
21	-	-	-	30.6	44.1	32.0	29.7
22	-	-	-	-	-	-	-
23	-	-	-	-	-	-	-
24	-	-	-	-	-	-	-

10-12	34.6	34.0	34.1	35.5	34.2	36.1	32.9
14-16	31.8	36.4	32.7	31.7	31.2	33.0	31.1
0-24	33.3	34.9	35.0	33.5	32.3	34.3	34.5

85th %ile (ALL)	33.9
Weekday Inter-Peak	33.9

Lincolnshire ATC 22, Cut End Road

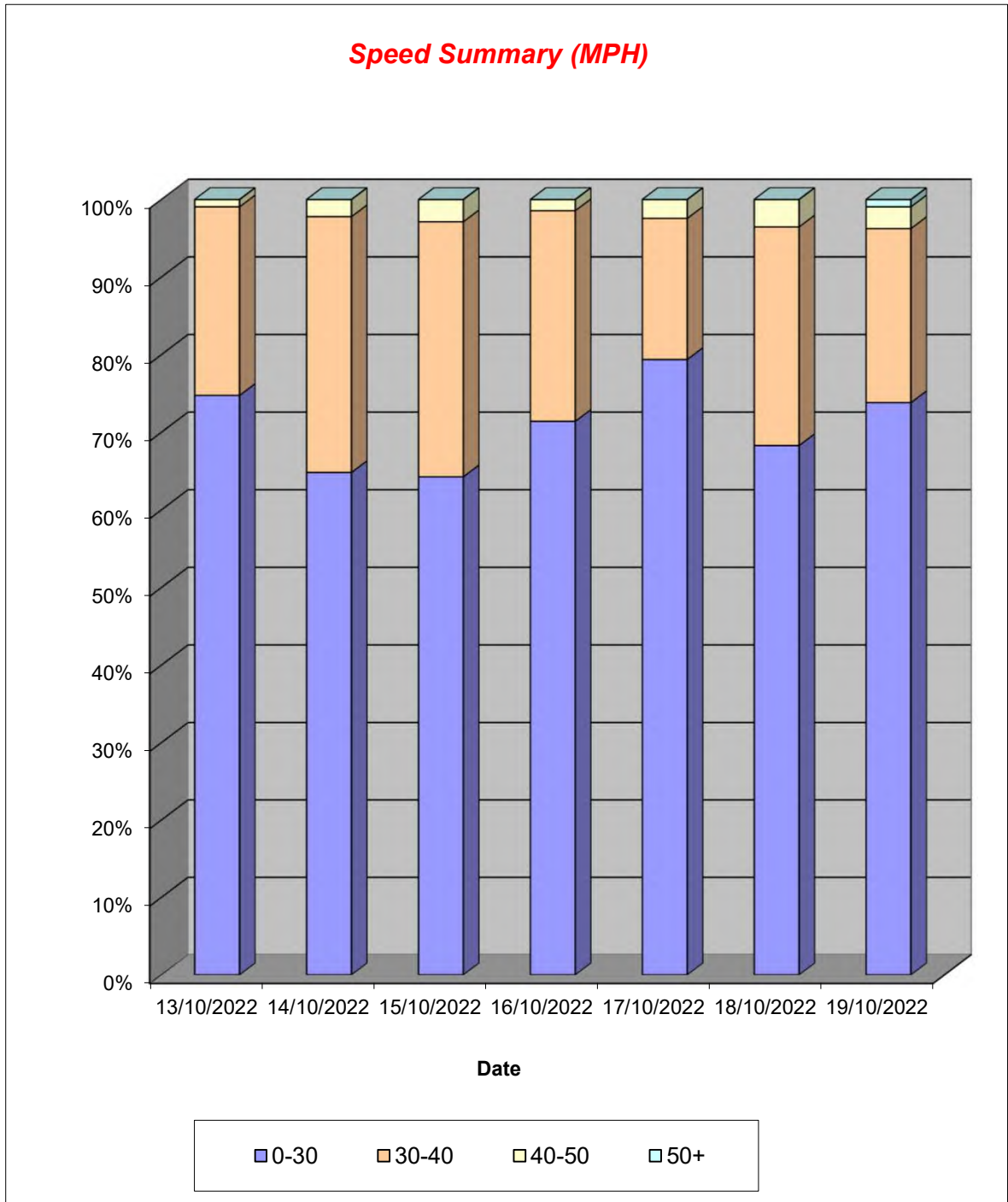
Produced by Road Data Services Ltd.

Channel 2 - Northbound

Speed Summary

Week 1

Speed (MPH)	13/10/2022 Thursday	14/10/2022 Friday	15/10/2022 Saturday	16/10/2022 Sunday	17/10/2022 Monday	18/10/2022 Tuesday	19/10/2022 Wednesday
0-30	80	59	45	50	131	97	79
30-40	26	30	23	19	30	40	24
40-50	1	2	2	1	4	5	3
50+	0	0	0	0	0	0	1
TOTAL	107	91	70	70	165	142	107



Lincolnshire ATC 22, Cut End Road

Produced by Road Data Services Ltd.

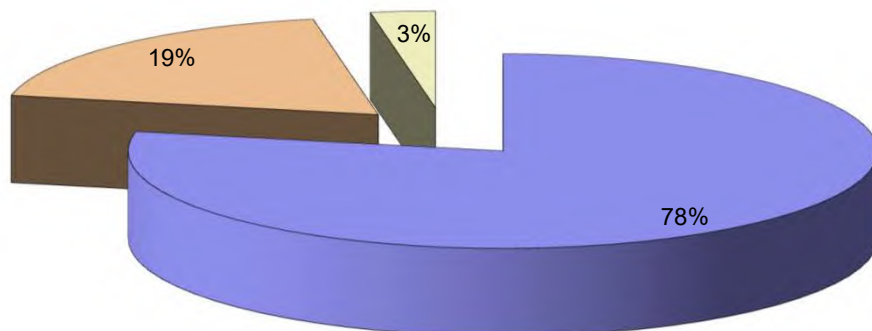
Channel 2 - Northbound

Vehicle Class

Week 1

Classes Day / Time	Car / LGV / Caravan - 1	OGV1 / Bus - 2,3,5,6,7,12	OGV2 - 4,8,9,10,11,13	TOTAL - 1-13
13/10/2022				
7-19	66	27	1	94
6-22	75	27	1	103
6-24	75	28	1	104
0-24	78	28	1	107
14/10/2022				
7-19	54	24	5	83
6-22	60	24	5	89
6-24	60	24	5	89
0-24	62	24	5	91
15/10/2022				
7-19	55	8	0	63
6-22	57	9	0	66
6-24	57	9	0	66
0-24	61	9	0	70
16/10/2022				
7-19	58	8	0	66
6-22	61	9	0	70
6-24	61	9	0	70
0-24	61	9	0	70
17/10/2022				
7-19	116	28	13	157
6-22	122	28	13	163
6-24	124	28	13	165
0-24	124	28	13	165
18/10/2022				
7-19	106	21	2	129
6-22	117	21	2	140
6-24	117	21	2	140
0-24	119	21	2	142
19/10/2022				
7-19	69	23	0	92
6-22	77	24	0	101
6-24	78	24	0	102
0-24	83	24	0	107
Average				
7-19	75	20	3	98
6-22	81	20	3	105
6-24	82	20	3	105
0-24	84	20	3	107

Total Vehicle Class Distribution



Lincolnshire ATC 23, Wyberton Roads

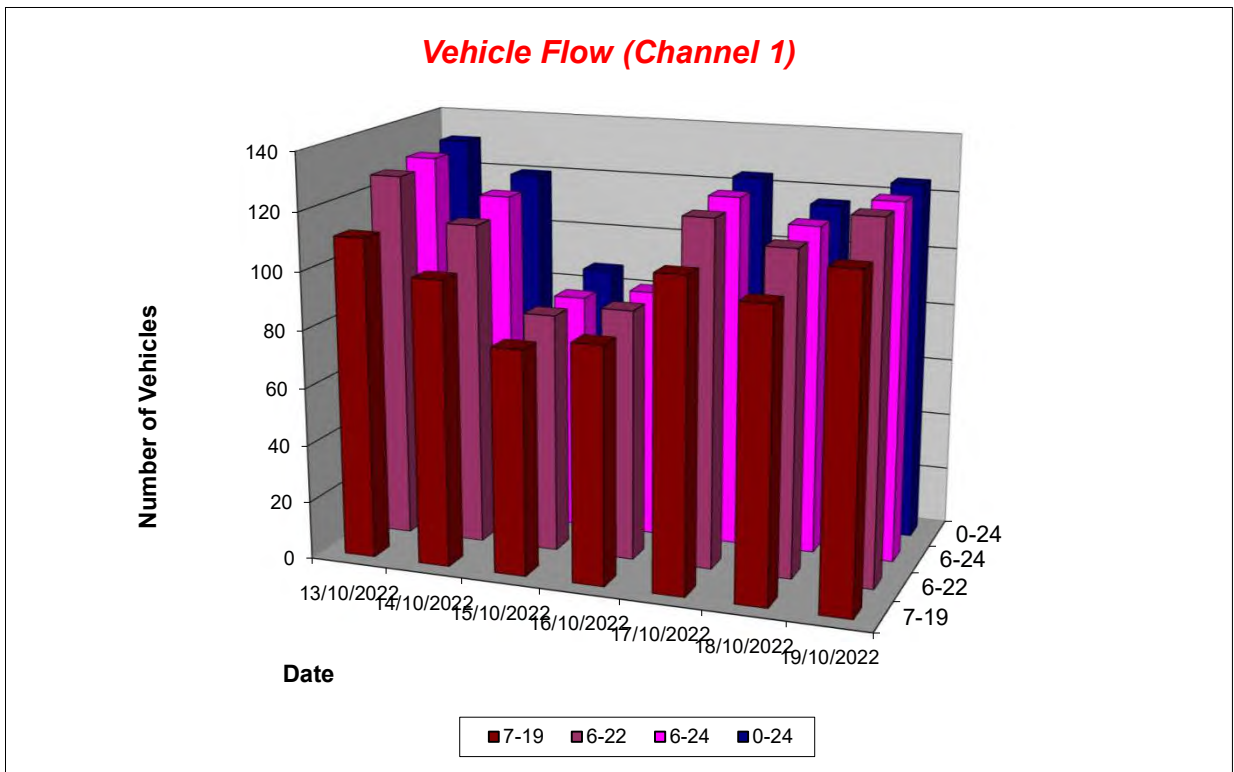
Produced by Road Data Services Ltd.

Channel 1 - Eastbound

Vehicle Flow

Week 1

Hr Ending	13/10/2022 Thursday	14/10/2022 Friday	15/10/2022 Saturday	16/10/2022 Sunday	17/10/2022 Monday	18/10/2022 Tuesday	19/10/2022 Wednesday	Weekday Average	Average
1	0	1	0	0	0	0	0	0	0
2	0	0	0	0	0	0	0	0	0
3	0	0	1	0	0	0	0	0	0
4	0	1	0	0	0	0	0	0	0
5	1	0	0	1	1	1	1	1	1
6	1	1	3	0	1	1	0	1	1
7	9	4	1	0	8	5	7	7	5
8	2	6	1	5	2	2	11	5	4
9	8	7	4	4	7	7	9	8	7
10	3	4	6	8	22	9	4	8	8
11	10	14	7	7	7	9	18	12	10
12	12	9	12	10	6	10	7	9	9
13	10	7	6	6	10	15	8	10	9
14	16	17	12	10	12	10	9	13	12
15	10	3	8	7	7	6	10	7	7
16	12	9	8	8	6	8	10	9	9
17	13	9	5	10	10	9	8	10	9
18	8	11	6	4	12	11	13	11	9
19	7	3	3	3	6	4	6	5	5
20	4	6	1	1	2	4	2	4	3
21	2	1	2	1	2	1	0	1	1
22	1	2	1	3	1	2	2	2	2
23	0	2	0	0	0	1	0	1	0
24	2	3	0	0	2	1	0	2	1
7-19	111	99	78	82	107	100	113	106	99
6-22	127	112	83	87	120	112	124	119	109
6-24	129	117	83	87	122	114	124	121	111
0-24	131	120	87	88	124	116	125	123	113



Lincolnshire ATC 23, Wyberton Roads

Produced by Road Data Services Ltd.

Channel 1 - Eastbound

Average Speed

Week 1

Hr Ending	13/10/2022 Thursday	14/10/2022 Friday	15/10/2022 Saturday	16/10/2022 Sunday	17/10/2022 Monday	18/10/2022 Tuesday	19/10/2022 Wednesday
1	-	28.7	-	-	-	-	-
2	-	-	-	-	-	-	-
3	-	-	39.9	-	-	-	-
4	-	49.3	-	-	-	-	-
5	40.7	-	-	30.4	37.7	35.3	36.9
6	30.2	30.7	35.3	-	37.6	43.9	-
7	34.3	33.6	26.6	-	32.1	30.3	32.3
8	33.8	34.8	33.1	32.3	33.0	35.7	27.5
9	33.3	38.0	30.9	37.7	34.0	31.5	29.4
10	27.8	32.0	33.7	34.3	27.5	31.9	32.3
11	32.1	28.4	33.5	35.5	32.4	30.3	30.1
12	31.5	28.2	36.4	31.3	29.6	35.0	32.4
13	32.4	30.3	31.8	35.5	35.7	30.9	35.6
14	29.1	30.2	31.9	28.8	30.6	30.7	32.9
15	34.0	36.9	35.6	30.6	31.8	31.6	31.7
16	31.3	30.5	30.5	27.3	33.4	34.4	30.8
17	32.1	37.5	31.4	33.6	33.5	32.5	31.7
18	32.5	30.7	31.0	32.4	31.1	32.7	31.5
19	33.2	37.3	31.4	34.3	36.4	30.6	30.2
20	35.9	32.9	29.7	26.2	37.4	33.0	31.9
21	38.2	26.4	28.5	29.9	33.4	43.0	-
22	42.9	40.5	43.9	38.4	42.6	34.2	36.3
23	-	33.5	-	-	-	34.7	-
24	28.0	32.0	-	-	40.2	33.2	-

10-12	31.8	28.3	35.3	33.0	31.1	32.8	30.7
14-16	32.6	32.1	33.1	28.8	32.5	33.2	31.3
0-24	32.3	32.2	33.0	32.4	32.1	32.4	31.3

Average (ALL)	32.2
Weekday Inter-Peak	31.5

Channel 1 - Eastbound

85th Percentile

Hr Ending	13/10/2022 Thursday	14/10/2022 Friday	15/10/2022 Saturday	16/10/2022 Sunday	17/10/2022 Monday	18/10/2022 Tuesday	19/10/2022 Wednesday
1	-	-	-	-	-	-	-
2	-	-	-	-	-	-	-
3	-	-	-	-	-	-	-
4	-	-	-	-	-	-	-
5	-	-	-	-	-	-	-
6	-	-	38.9	-	-	-	-
7	39.8	38.8	-	-	39.0	38.5	38.2
8	37.2	39.5	-	40.1	33.1	41.5	31.9
9	43.3	42.2	36.5	41.5	36.4	41.2	38.3
10	28.7	37.9	35.6	39.7	37.4	42.2	36.7
11	39.6	38.6	36.5	39.5	37.1	38.4	35.5
12	36.7	34.0	42.0	36.7	35.8	39.9	37.6
13	38.5	36.3	38.3	38.8	39.7	39.4	40.4
14	34.5	36.0	37.3	39.7	34.9	34.8	38.0
15	43.2	42.8	40.4	35.3	36.6	38.6	34.3
16	38.5	38.8	35.1	36.8	42.1	39.2	39.1
17	36.4	48.0	39.8	39.6	40.8	39.7	39.7
18	37.6	38.8	37.5	37.4	36.1	35.6	38.4
19	38.7	48.9	36.7	38.2	43.2	37.9	33.7
20	40.9	36.0	-	-	39.6	34.8	33.5
21	39.0	-	32.1	-	39.3	-	-
22	-	44.1	-	45.2	-	37.5	38.9
23	-	36.3	-	-	-	-	-
24	35.5	39.5	-	-	44.5	-	-

10-12	38.2	37.1	40.3	38.3	36.7	39.8	36.1
14-16	40.9	40.4	38.5	36.6	39.4	39.2	37.4
0-24	39.0	40.4	38.8	39.7	39.3	39.6	37.6

85th %ile (ALL)	39.2
Weekday Inter-Peak	38.6

Lincolnshire ATC 23, Wyberton Roads

Produced by Road Data Services Ltd.

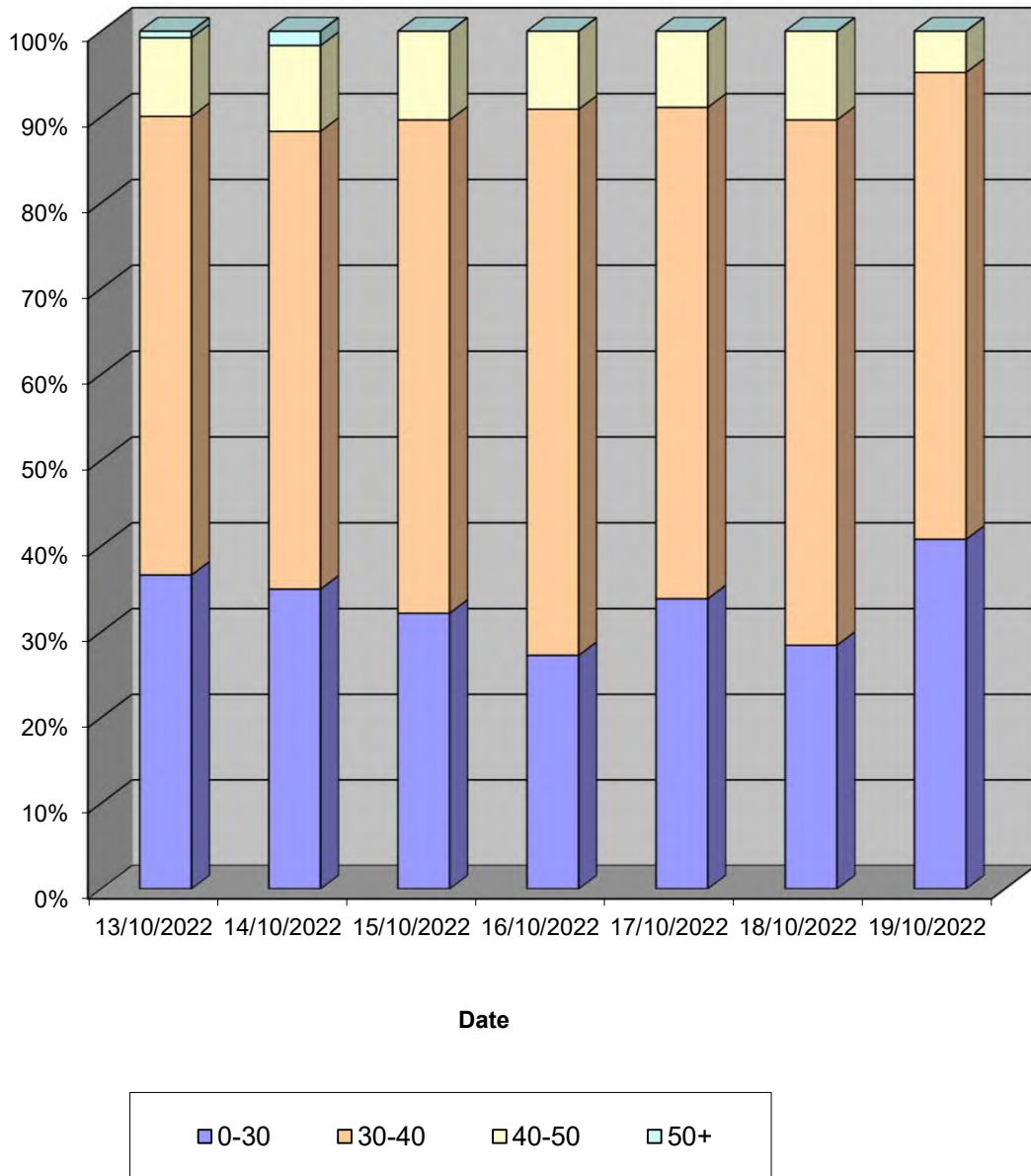
Channel 1 - Eastbound

Speed Summary

Week 1

Speed (MPH)	13/10/2022 Thursday	14/10/2022 Friday	15/10/2022 Saturday	16/10/2022 Sunday	17/10/2022 Monday	18/10/2022 Tuesday	19/10/2022 Wednesday
0-30	48	42	28	24	42	33	51
30-40	70	64	50	56	71	71	68
40-50	12	12	9	8	11	12	6
50+	1	2	0	0	0	0	0
TOTAL	131	120	87	88	124	116	125

Speed Summary (MPH)



Lincolnshire ATC 23, Wyberton Roads

Produced by Road Data Services Ltd.

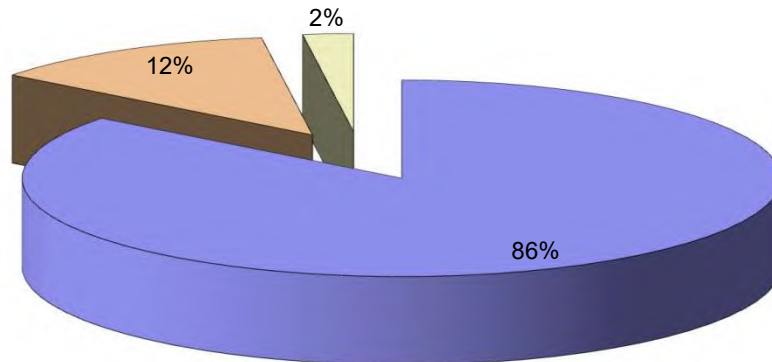
Channel 1 - Eastbound

Vehicle Class

Week 1

Classes Day / Time	Car / LGV / Caravan - 1	OGV1 / Bus - 2,3,5,6,7,12	OGV2 - 4,8,9,10,11,13	TOTAL - 1-13
13/10/2022				
7-19	87	20	4	111
6-22	101	22	4	127
6-24	103	22	4	129
0-24	105	22	4	131
14/10/2022				
7-19	88	9	2	99
6-22	101	9	2	112
6-24	105	10	2	117
0-24	108	10	2	120
15/10/2022				
7-19	68	10	0	78
6-22	72	11	0	83
6-24	72	11	0	83
0-24	74	13	0	87
16/10/2022				
7-19	70	11	1	82
6-22	74	12	1	87
6-24	74	12	1	87
0-24	75	12	1	88
17/10/2022				
7-19	91	14	2	107
6-22	103	15	2	120
6-24	105	15	2	122
0-24	107	15	2	124
18/10/2022				
7-19	89	8	3	100
6-22	99	10	3	112
6-24	101	10	3	114
0-24	103	10	3	116
19/10/2022				
7-19	92	16	5	113
6-22	103	16	5	124
6-24	103	16	5	124
0-24	104	16	5	125
Average				
7-19	84	13	2	99
6-22	93	14	2	109
6-24	95	14	2	111
0-24	97	14	2	113

Total Vehicle Class Distribution



Lincolnshire ATC 23, Wyberton Roads

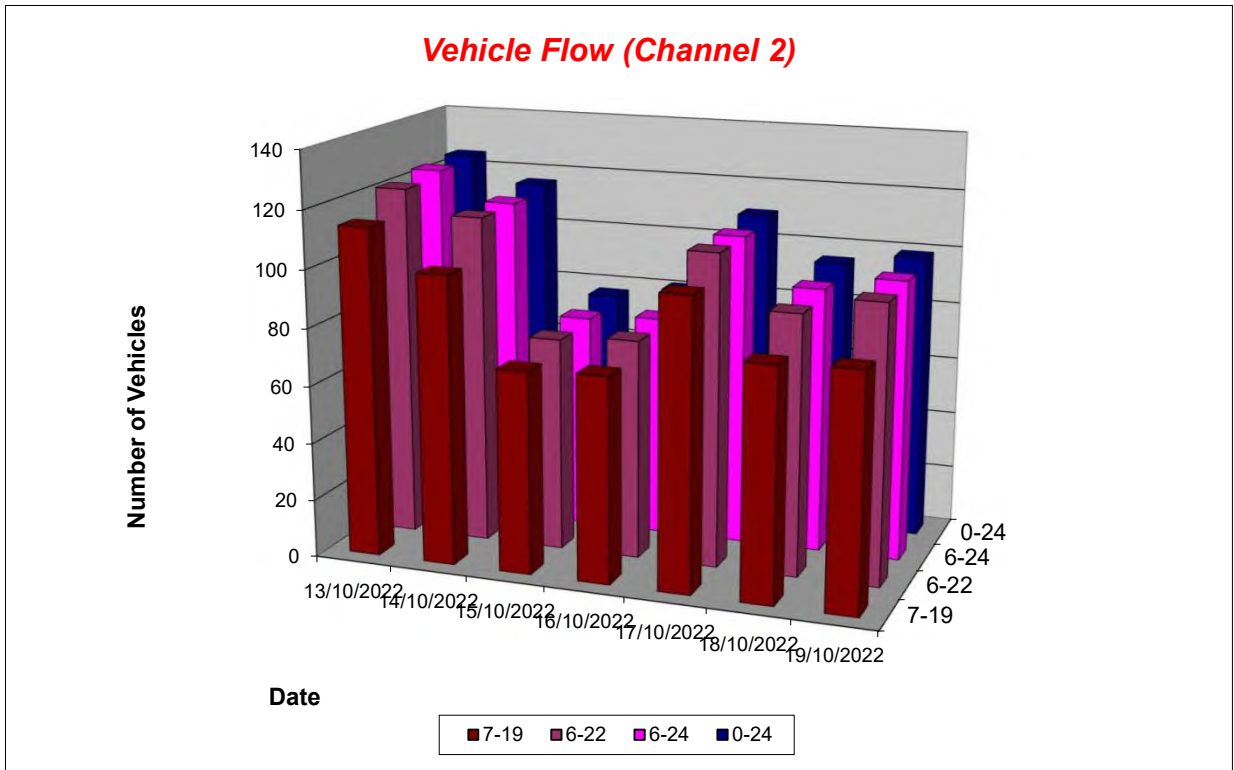
Produced by Road Data Services Ltd.

Channel 2 - Westbound

Vehicle Flow

Week 1

Hr Ending	13/10/2022 Thursday	14/10/2022 Friday	15/10/2022 Saturday	16/10/2022 Sunday	17/10/2022 Monday	18/10/2022 Tuesday	19/10/2022 Wednesday	Weekday Average	Average
1	0	0	1	1	0	0	0	0	0
2	0	0	1	2	0	0	0	0	0
3	0	1	0	0	0	0	0	0	0
4	0	1	0	0	0	0	0	0	0
5	1	0	0	1	1	2	2	1	1
6	0	0	0	0	1	1	0	0	0
7	3	2	1	0	6	4	4	4	3
8	3	6	0	1	3	6	6	5	4
9	15	5	6	3	11	4	7	8	7
10	4	9	10	6	10	5	7	7	7
11	13	9	5	7	8	6	6	8	8
12	6	10	6	7	7	5	0	6	6
13	11	6	6	6	7	2	6	6	6
14	9	8	15	6	7	10	6	8	9
15	12	12	6	9	3	7	8	8	8
16	11	7	5	11	12	13	13	11	10
17	11	11	5	4	10	6	6	9	8
18	12	8	3	8	16	10	10	11	10
19	7	9	3	3	6	6	6	7	6
20	1	4	1	1	1	4	6	3	3
21	3	3	1	3	1	1	1	2	2
22	1	5	1	1	0	1	4	2	2
23	1	0	1	1	0	0	0	0	0
24	1	0	0	0	0	2	1	1	1
7-19	114	100	70	71	100	80	81	95	88
6-22	122	114	74	76	108	90	96	106	97
6-24	124	114	75	77	108	92	97	107	98
0-24	125	116	77	81	110	95	99	109	100



Lincolnshire ATC 23, Wyberton Roads

Produced by Road Data Services Ltd.

Channel 2 - Westbound

Average Speed

Week 1

Hr Ending	13/10/2022 Thursday	14/10/2022 Friday	15/10/2022 Saturday	16/10/2022 Sunday	17/10/2022 Monday	18/10/2022 Tuesday	19/10/2022 Wednesday
1	-	-	34.6	39.1	-	-	-
2	-	-	39.5	31.8	-	-	-
3	-	14.5	-	-	-	-	-
4	-	40.2	-	-	-	-	-
5	30.4	-	-	33.3	44.6	35.1	31.4
6	-	-	-	-	30.7	23.0	-
7	38.1	30.5	34.6	-	28.2	36.4	41.7
8	25.2	34.2	-	30.0	30.9	29.5	31.5
9	26.6	35.6	32.6	26.8	33.5	27.6	32.6
10	34.7	32.4	33.7	33.5	24.5	36.1	36.5
11	32.4	26.6	31.2	31.6	29.0	26.1	29.8
12	23.9	26.6	29.0	29.2	33.0	35.2	-
13	34.7	33.9	31.6	32.2	26.9	26.1	31.2
14	35.6	30.4	31.7	30.1	31.7	31.8	37.1
15	34.0	34.9	31.6	21.6	32.4	28.5	29.3
16	29.3	31.9	27.5	28.5	31.8	30.5	30.0
17	27.8	35.3	30.6	33.7	30.2	32.4	34.0
18	34.5	30.3	34.3	28.7	30.3	31.3	33.7
19	26.5	28.6	23.3	29.5	33.6	32.0	31.7
20	32.4	35.7	37.4	36.4	35.3	35.8	26.8
21	33.7	32.6	45.1	35.4	35.7	39.5	35.8
22	39.7	32.6	28.5	47.7	-	40.6	33.8
23	33.2	-	33.8	29.0	-	-	-
24	43.0	-	-	-	-	30.0	30.2

10-12	29.7	26.6	30.0	30.4	30.9	30.2	29.8
14-16	31.8	33.8	29.7	25.4	31.9	29.8	29.8
0-24	31.3	31.7	31.6	30.0	30.6	31.5	32.4

Average (ALL)	31.3
Weekday Inter-Peak	30.5

Channel 2 - Westbound

85th Percentile

Hr Ending	13/10/2022 Thursday	14/10/2022 Friday	15/10/2022 Saturday	16/10/2022 Sunday	17/10/2022 Monday	18/10/2022 Tuesday	19/10/2022 Wednesday
1	-	-	-	-	-	-	-
2	-	-	-	33.9	-	-	-
3	-	-	-	-	-	-	-
4	-	-	-	-	-	-	-
5	-	-	-	-	-	36.9	36.6
6	-	-	-	-	-	-	-
7	40.9	33.4	-	-	37.0	38.4	47.0
8	32.0	42.7	-	-	34.0	34.8	35.8
9	34.6	43.8	36.5	36.9	39.6	33.7	38.6
10	41.7	37.3	41.0	40.9	30.8	42.9	47.0
11	39.5	36.1	35.4	36.3	35.0	37.7	35.9
12	32.7	33.0	36.6	35.3	37.8	43.0	-
13	40.3	42.4	35.8	38.6	37.3	34.8	37.2
14	41.7	36.8	39.3	33.2	35.5	36.9	38.5
15	39.7	45.6	37.9	36.5	38.6	37.0	35.6
16	37.0	39.0	31.8	38.4	41.3	38.3	37.4
17	34.1	40.7	34.7	40.9	34.3	39.8	41.5
18	39.9	36.5	38.1	34.9	40.1	40.5	44.7
19	35.5	39.4	26.6	33.1	39.9	38.7	39.6
20	-	43.2	-	-	-	41.9	31.9
21	35.8	39.1	-	45.6	-	-	-
22	-	38.0	-	-	-	-	39.3
23	-	-	-	-	-	-	-
24	-	-	-	-	-	37.0	-

10-12	38.4	34.6	36.4	36.0	36.8	41.3	35.9
14-16	39.0	43.5	35.6	38.3	40.8	38.0	36.8
0-24	39.2	40.2	38.1	39.2	38.5	39.6	40.2

85th %ile (ALL)	39.4
Weekday Inter-Peak	38.9

Lincolnshire ATC 23, Wyberton Roads

Produced by Road Data Services Ltd.

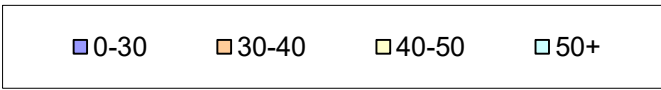
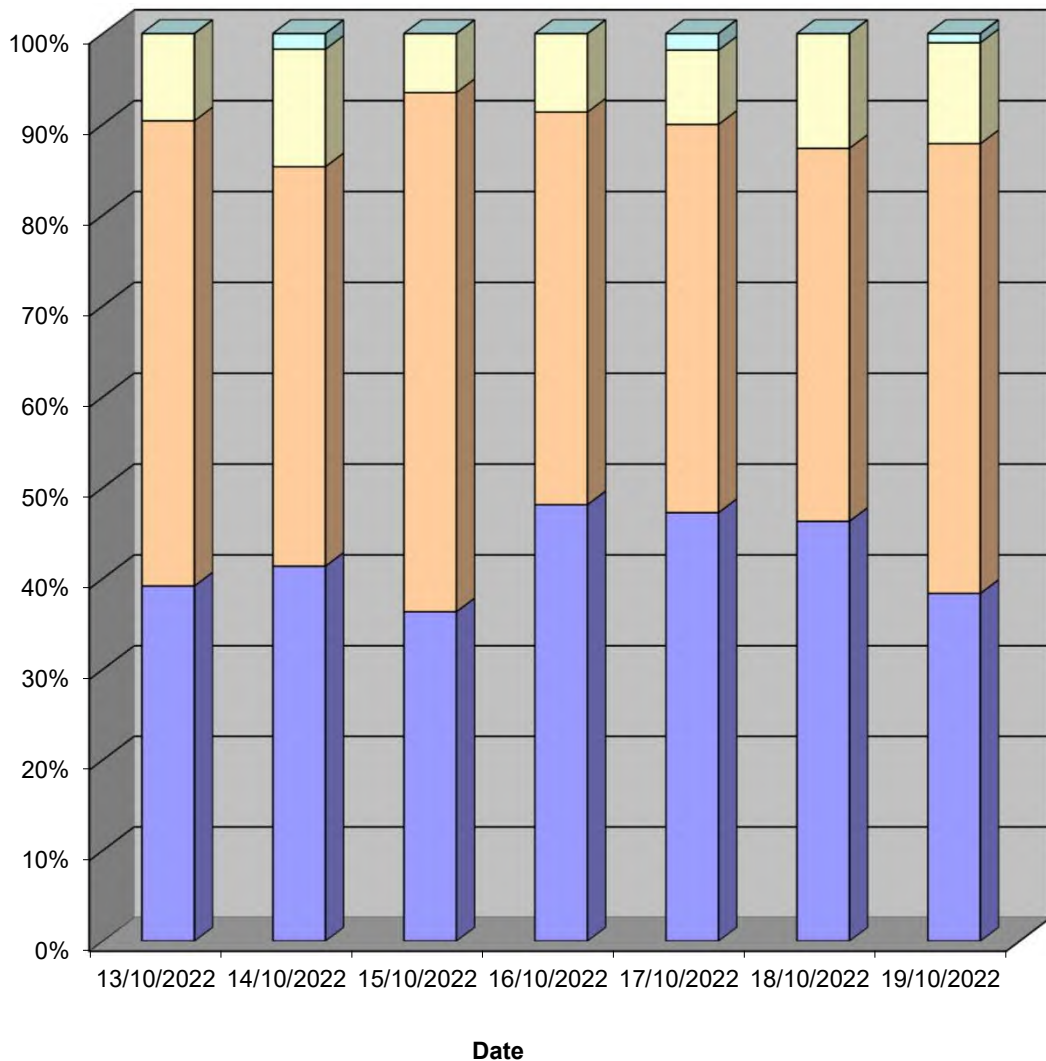
Channel 2 - Westbound

Speed Summary

Week 1

Speed (MPH)	13/10/2022 Thursday	14/10/2022 Friday	15/10/2022 Saturday	16/10/2022 Sunday	17/10/2022 Monday	18/10/2022 Tuesday	19/10/2022 Wednesday
0-30	49	48	28	39	52	44	38
30-40	64	51	44	35	47	39	49
40-50	12	15	5	7	9	12	11
50+	0	2	0	0	2	0	1
TOTAL	125	116	77	81	110	95	99

Speed Summary (MPH)



Lincolnshire ATC 23, Wyberton Roads

Produced by Road Data Services Ltd.

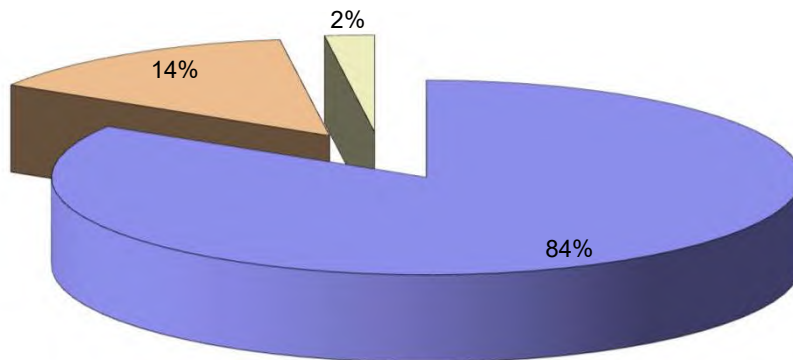
Channel 2 - Westbound

Vehicle Class

Week 1

Classes Day / Time	Car / LGV / Caravan - 1	OGV1 / Bus - 2,3,5,6,7,12	OGV2 - 4,8,9,10,11,13	TOTAL - 1-13
13/10/2022				
7-19	91	20	3	114
6-22	99	20	3	122
6-24	101	20	3	124
0-24	102	20	3	125
14/10/2022				
7-19	88	12	0	100
6-22	101	13	0	114
6-24	101	13	0	114
0-24	102	13	1	116
15/10/2022				
7-19	58	12	0	70
6-22	62	12	0	74
6-24	63	12	0	75
0-24	65	12	0	77
16/10/2022				
7-19	60	10	1	71
6-22	65	10	1	76
6-24	65	11	1	77
0-24	69	11	1	81
17/10/2022				
7-19	80	19	1	100
6-22	86	21	1	108
6-24	86	21	1	108
0-24	87	21	2	110
18/10/2022				
7-19	70	9	1	80
6-22	79	9	2	90
6-24	80	10	2	92
0-24	82	10	3	95
19/10/2022				
7-19	69	10	2	81
6-22	80	12	4	96
6-24	81	12	4	97
0-24	82	12	5	99
Average				
7-19	74	13	1	88
6-22	82	14	2	97
6-24	82	14	2	98
0-24	84	14	2	100

Total Vehicle Class Distribution



Lincolnshire ATC 24, Skeldyke Road

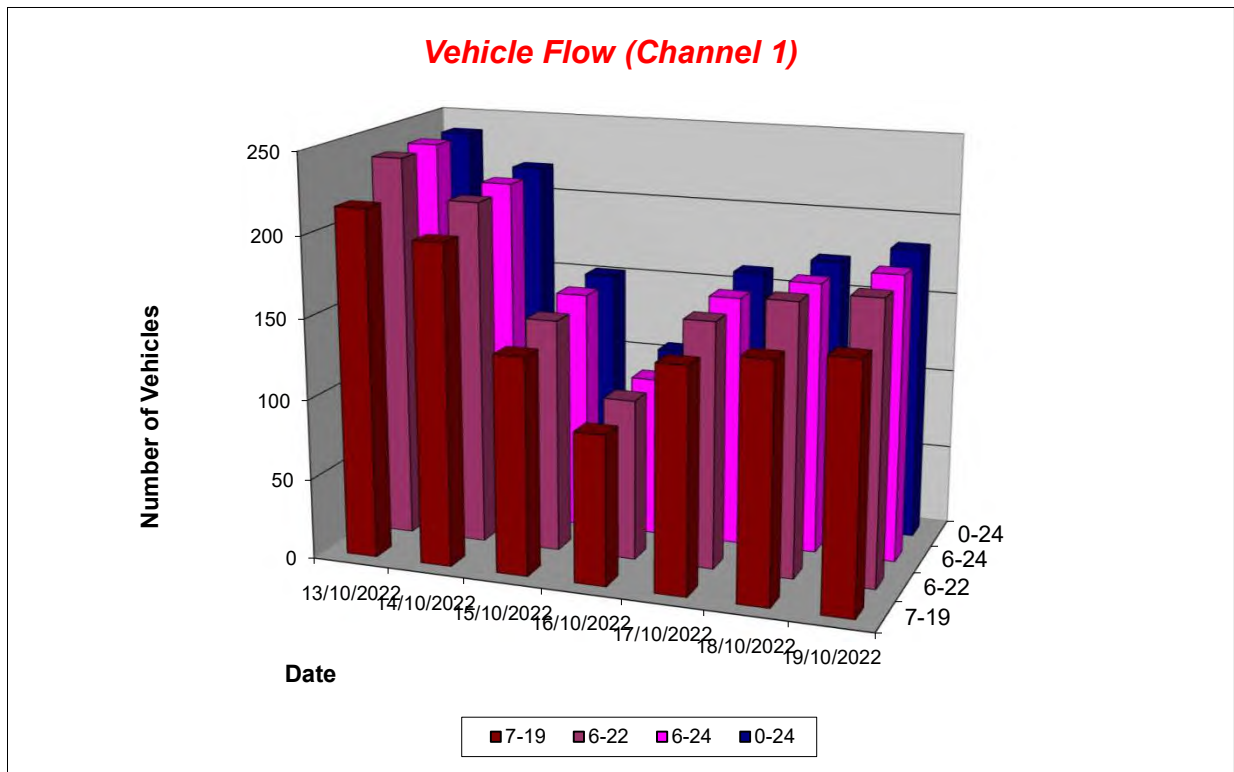
Produced by Road Data Services Ltd.

Channel 1 - Northwestbound

Vehicle Flow

Week 1

Hr Ending	13/10/2022 Thursday	14/10/2022 Friday	15/10/2022 Saturday	16/10/2022 Sunday	17/10/2022 Monday	18/10/2022 Tuesday	19/10/2022 Wednesday	Weekday Average	Average
1	0	0	1	2	2	1	2	1	1
2	0	0	0	1	0	1	0	0	0
3	0	0	0	0	0	0	0	0	0
4	0	0	1	1	1	0	0	0	0
5	0	0	0	0	0	0	0	0	0
6	0	2	0	2	2	1	3	2	1
7	5	8	3	1	7	8	8	7	6
8	15	23	1	1	10	13	11	14	11
9	14	16	11	3	8	7	9	11	10
10	23	18	11	7	10	8	10	14	12
11	15	15	12	10	14	18	12	15	14
12	17	22	18	7	10	13	13	15	14
13	19	23	13	4	16	9	14	16	14
14	18	13	9	4	8	12	9	12	10
15	16	12	15	8	8	10	16	12	12
16	22	14	11	11	7	12	11	13	13
17	16	22	7	5	13	6	16	15	12
18	30	12	11	15	23	28	18	22	20
19	11	9	16	18	12	11	13	11	13
20	11	4	5	4	3	9	6	7	6
21	6	2	1	2	3	3	6	4	3
22	0	1	1	0	1	2	3	1	1
23	1	1	3	0	2	0	1	1	1
24	0	2	2	0	1	0	2	1	1
7-19	216	199	135	93	139	147	152	171	154
6-22	238	214	145	100	153	169	175	190	171
6-24	239	217	150	100	156	169	178	192	173
0-24	239	219	152	106	161	172	183	195	176



Lincolnshire ATC 24, Skeldyke Road

Produced by Road Data Services Ltd.

Channel 1 - Northwestbound

Average Speed

Week 1

Hr Ending	13/10/2022 Thursday	14/10/2022 Friday	15/10/2022 Saturday	16/10/2022 Sunday	17/10/2022 Monday	18/10/2022 Tuesday	19/10/2022 Wednesday
1	-	-	21.3	39.1	36.8	42.7	36.0
2	-	-	-	30.5	-	38.0	-
3	-	-	-	-	-	-	-
4	-	-	17.3	33.3	23.4	-	-
5	-	-	-	-	-	-	-
6	-	40.7	-	38.3	43.6	39.8	42.1
7	37.6	34.4	37.5	42.5	30.4	37.9	38.8
8	32.0	29.9	33.1	31.7	35.0	39.3	35.9
9	30.4	33.5	35.9	35.2	34.2	42.4	38.1
10	31.9	31.7	29.0	37.0	34.2	31.1	34.6
11	30.9	33.2	33.9	32.5	32.7	33.5	36.8
12	31.0	34.3	31.0	32.6	37.2	37.1	33.3
13	35.0	29.1	35.3	42.1	31.5	29.3	36.2
14	26.1	33.7	35.1	35.0	24.1	37.5	33.6
15	28.0	34.4	32.5	40.2	34.0	36.5	31.1
16	29.5	33.1	33.5	32.6	28.3	36.6	33.5
17	28.2	31.8	30.1	45.8	32.0	28.6	35.2
18	31.5	38.8	34.6	35.0	33.0	35.9	35.9
19	30.7	35.3	35.5	33.8	35.1	38.1	39.4
20	34.7	37.9	39.6	39.4	34.1	38.2	34.9
21	37.2	42.5	30.7	38.4	38.4	36.7	33.2
22	-	34.3	38.5	-	56.0	38.8	29.5
23	42.3	37.5	27.7	-	39.5	-	22.3
24	-	37.0	36.5	-	43.4	-	37.9

10-12	31.0	33.8	32.2	32.6	34.6	35.0	35.0
14-16	28.8	33.7	32.9	35.8	31.3	36.6	32.1
0-24	31.1	33.1	33.4	35.8	33.2	36.1	35.3

Average (ALL)	33.7
Weekday Inter-Peak	33.0

Channel 1 - Northwestbound

85th Percentile

Hr Ending	13/10/2022 Thursday	14/10/2022 Friday	15/10/2022 Saturday	16/10/2022 Sunday	17/10/2022 Monday	18/10/2022 Tuesday	19/10/2022 Wednesday
1	-	-	-	42.9	38.3	-	44.4
2	-	-	-	-	-	-	-
3	-	-	-	-	-	-	-
4	-	-	-	-	-	-	-
5	-	-	-	-	-	-	-
6	-	50.0	-	39.5	44.4	-	46.8
7	41.1	40.8	38.7	-	34.1	45.6	44.9
8	40.9	36.9	-	-	40.9	47.1	43.1
9	39.2	39.2	40.3	47.8	39.2	49.9	43.5
10	39.9	39.6	38.7	41.1	37.1	41.4	41.4
11	39.2	41.6	40.0	42.8	38.7	40.7	45.9
12	37.4	40.0	40.3	40.4	44.3	43.4	42.5
13	44.3	40.3	44.2	52.7	37.8	39.4	47.6
14	35.7	42.7	43.3	39.6	35.3	44.0	42.6
15	37.2	39.9	41.7	46.3	37.9	40.9	38.6
16	40.3	41.1	43.7	43.1	35.7	43.4	40.1
17	37.1	42.9	37.3	57.5	40.1	37.4	45.6
18	41.3	46.0	46.8	43.6	43.4	43.7	44.3
19	37.1	41.4	42.7	41.9	42.9	45.8	49.9
20	41.5	46.2	42.6	50.2	38.6	45.4	40.8
21	41.1	44.3	-	41.1	41.0	41.1	43.9
22	-	-	-	-	-	44.7	42.5
23	-	-	44.7	-	44.1	-	-
24	-	40.6	42.4	-	-	-	44.6

10-12	38.3	40.7	40.5	42.0	41.5	42.1	44.3
14-16	39.0	40.7	42.6	45.5	37.8	42.4	39.4
0-24	40.2	41.6	42.5	45.1	41.3	44.2	44.4

85th %ile (ALL)	42.7
Weekday Inter-Peak	41.1

Lincolnshire ATC 24, Skeldyke Road

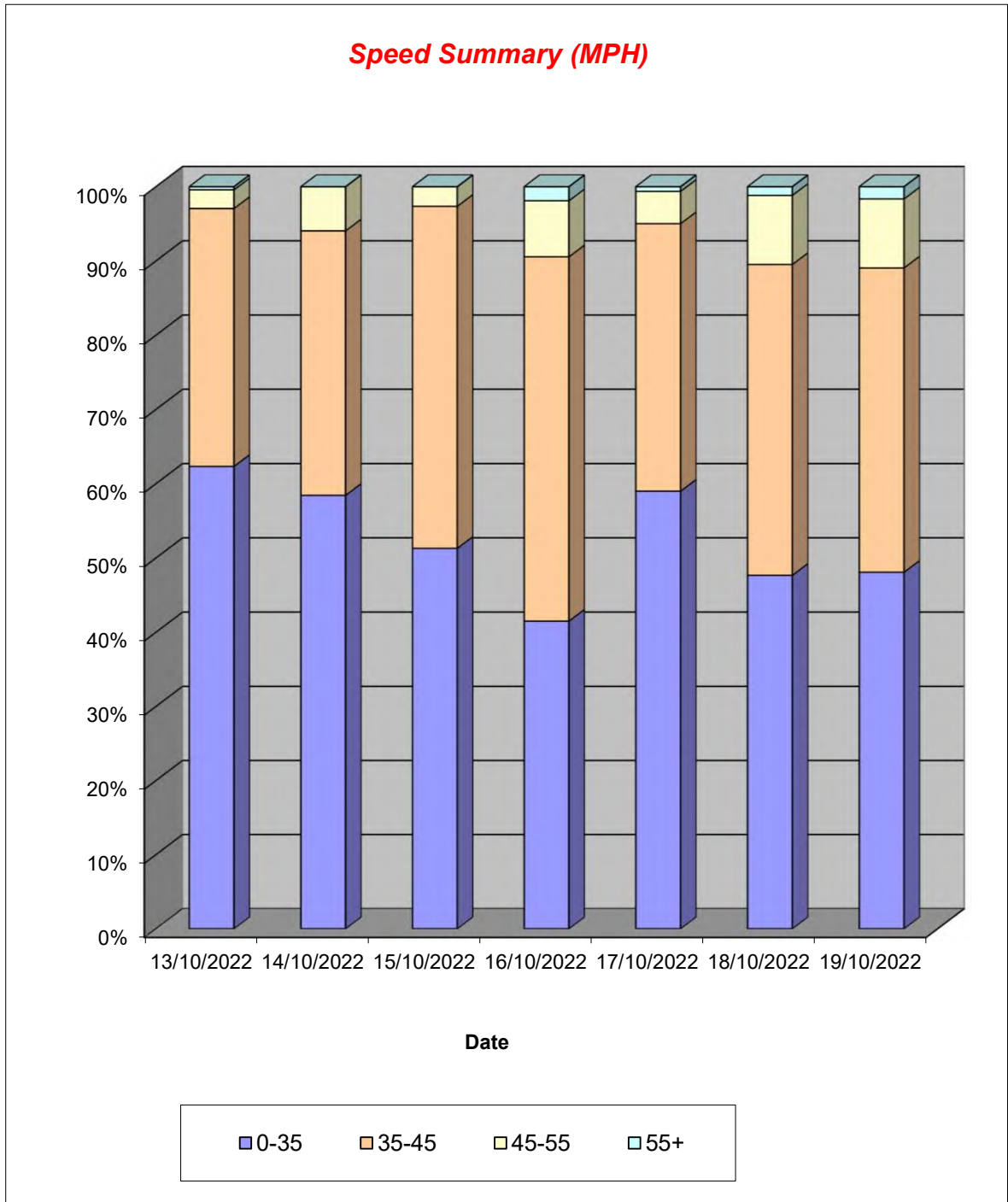
Produced by Road Data Services Ltd.

Channel 1 - Northwestbound

Speed Summary

Week 1

Speed (MPH)	13/10/2022 Thursday	14/10/2022 Friday	15/10/2022 Saturday	16/10/2022 Sunday	17/10/2022 Monday	18/10/2022 Tuesday	19/10/2022 Wednesday
0-35	149	128	78	44	95	82	88
35-45	83	78	70	52	58	72	75
45-55	6	13	4	8	7	16	17
55+	1	0	0	2	1	2	3
TOTAL	239	219	152	106	161	172	183



Lincolnshire ATC 24, Skeldyke Road

Produced by Road Data Services Ltd.

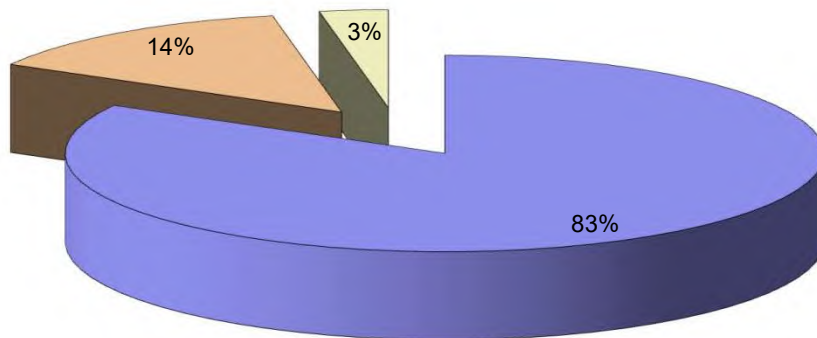
Channel 1 - Northwestbound

Vehicle Class

Week 1

Classes Day / Time	Car / LGV / Caravan - 1	OGV1 / Bus - 2,3,5,6,7,12	OGV2 - 4,8,9,10,11,13	TOTAL - 1-13
13/10/2022				
7-19	170	28	18	216
6-22	189	31	18	238
6-24	190	31	18	239
0-24	190	31	18	239
14/10/2022				
7-19	163	30	6	199
6-22	176	30	8	214
6-24	179	30	8	217
0-24	181	30	8	219
15/10/2022				
7-19	122	12	1	135
6-22	130	14	1	145
6-24	135	14	1	150
0-24	137	14	1	152
16/10/2022				
7-19	89	4	0	93
6-22	94	6	0	100
6-24	94	6	0	100
0-24	99	7	0	106
17/10/2022				
7-19	113	23	3	139
6-22	125	25	3	153
6-24	127	26	3	156
0-24	132	26	3	161
18/10/2022				
7-19	122	24	1	147
6-22	143	25	1	169
6-24	143	25	1	169
0-24	145	26	1	172
19/10/2022				
7-19	113	34	5	152
6-22	133	37	5	175
6-24	136	37	5	178
0-24	140	38	5	183
Average				
7-19	127	22	5	154
6-22	141	24	5	171
6-24	143	24	5	173
0-24	146	25	5	176

Total Vehicle Class Distribution



Lincolnshire ATC 24, Skeldyke Road

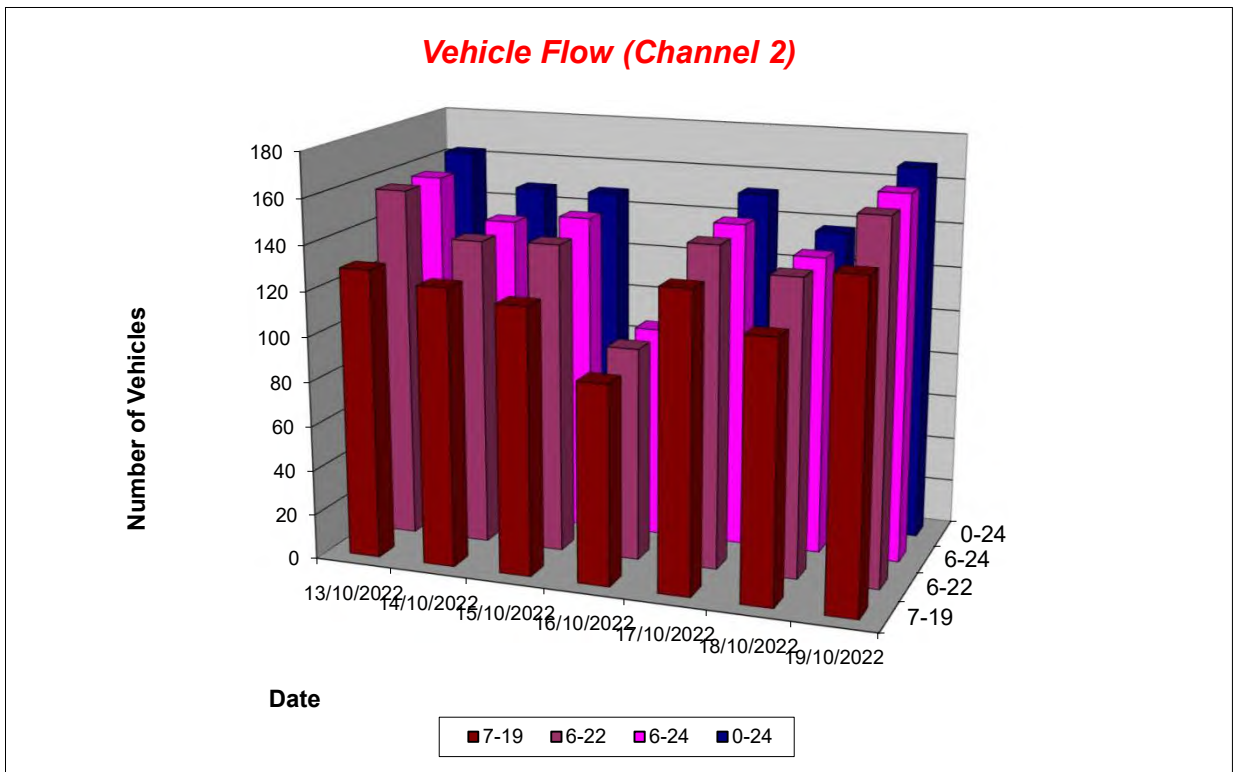
Produced by Road Data Services Ltd.

Channel 2 - Southeastbound

Vehicle Flow

Week 1

Hr Ending	13/10/2022 Thursday	14/10/2022 Friday	15/10/2022 Saturday	16/10/2022 Sunday	17/10/2022 Monday	18/10/2022 Tuesday	19/10/2022 Wednesday	Weekday Average	Average
1	0	0	1	2	1	0	0	0	1
2	0	0	0	0	0	1	0	0	0
3	0	0	0	0	0	1	0	0	0
4	0	0	0	0	0	0	0	0	0
5	0	0	2	0	0	0	0	0	0
6	6	9	2	0	6	2	5	6	4
7	13	5	11	0	4	3	3	6	6
8	6	9	9	3	8	5	6	7	7
9	7	11	1	3	5	4	4	6	5
10	13	6	11	4	16	10	13	12	10
11	11	10	6	5	11	15	16	13	11
12	12	9	6	4	8	8	10	9	8
13	16	15	16	8	8	10	15	13	13
14	12	5	13	12	12	16	12	11	12
15	3	8	7	10	11	9	18	10	9
16	18	14	17	6	10	12	11	13	13
17	11	13	7	12	15	7	12	12	11
18	7	13	11	12	16	13	16	13	13
19	13	11	15	10	12	6	10	10	11
20	8	4	3	1	3	7	6	6	5
21	4	4	4	5	1	5	3	3	4
22	3	0	1	0	3	2	5	3	2
23	0	1	5	0	1	1	2	1	1
24	0	1	0	0	1	0	1	1	0
7-19	129	124	119	89	132	115	143	129	122
6-22	157	137	138	95	143	132	160	146	137
6-24	157	139	143	95	145	133	163	147	139
0-24	163	148	148	97	152	137	168	154	145



Lincolnshire ATC 24, Skeldyke Road

Produced by Road Data Services Ltd.

Channel 2 - Southeastbound

Average Speed

Week 1

Hr Ending	13/10/2022 Thursday	14/10/2022 Friday	15/10/2022 Saturday	16/10/2022 Sunday	17/10/2022 Monday	18/10/2022 Tuesday	19/10/2022 Wednesday
1	-	-	36.7	40.1	32.9	-	-
2	-	-	-	-	-	38.6	-
3	-	-	-	-	-	47.8	-
4	-	-	-	-	-	-	-
5	-	-	39.7	-	-	-	-
6	37.7	41.3	26.2	-	30.4	29.6	32.0
7	31.7	31.6	22.6	-	25.2	32.8	41.9
8	28.2	32.0	32.0	37.7	25.6	37.4	31.1
9	34.0	31.1	38.9	39.4	35.4	36.8	32.2
10	37.9	32.5	34.7	37.3	35.8	42.1	35.0
11	34.2	32.9	38.3	33.1	36.9	32.6	33.3
12	36.4	35.7	32.8	36.1	35.9	35.7	36.6
13	37.3	29.5	38.6	38.2	33.1	40.7	35.8
14	27.6	32.2	39.2	35.4	32.2	40.4	32.6
15	27.2	35.0	38.1	35.9	33.8	38.4	34.0
16	36.8	31.0	35.1	36.2	30.9	37.7	37.4
17	36.4	33.8	26.4	36.6	37.4	37.3	40.7
18	38.9	36.0	38.5	37.1	35.0	34.3	35.5
19	33.2	35.7	36.0	39.2	33.8	36.9	33.9
20	30.4	26.9	38.9	41.7	34.9	35.9	38.9
21	32.8	37.1	36.8	47.2	42.4	37.2	27.1
22	51.2	-	40.7	-	37.8	40.1	38.4
23	-	38.1	23.7	-	41.1	31.7	32.3
24	-	31.3	-	-	30.8	-	42.8

10-12	35.4	34.2	35.6	34.4	36.5	33.7	34.6
14-16	35.4	32.5	36.0	36.0	32.4	38.0	35.3
0-24	34.7	33.4	34.6	37.4	33.9	37.3	35.2

Average (ALL)	35.1
Weekday Inter-Peak	34.8

Channel 2 - Southeastbound

85th Percentile

Hr Ending	13/10/2022 Thursday	14/10/2022 Friday	15/10/2022 Saturday	16/10/2022 Sunday	17/10/2022 Monday	18/10/2022 Tuesday	19/10/2022 Wednesday
1	-	-	-	45.2	-	-	-
2	-	-	-	-	-	-	-
3	-	-	-	-	-	-	-
4	-	-	-	-	-	-	-
5	-	-	40.0	-	-	-	-
6	45.8	47.5	34.5	-	37.1	35.5	37.5
7	39.9	44.2	27.7	-	31.5	33.9	47.0
8	35.7	34.9	37.8	40.5	33.1	45.1	41.3
9	41.1	37.1	-	40.3	41.5	39.6	35.7
10	40.9	43.4	42.9	44.0	41.1	47.5	39.1
11	40.4	38.7	42.2	37.8	42.7	39.1	42.4
12	41.4	43.8	45.7	39.5	40.8	40.0	43.6
13	45.1	39.9	47.5	44.0	37.9	53.2	45.2
14	37.2	36.3	46.3	50.2	43.5	50.0	45.0
15	31.9	39.9	46.2	41.6	45.4	45.2	44.3
16	45.9	38.8	48.7	42.7	40.4	43.7	44.5
17	42.4	43.1	37.8	42.0	47.3	50.3	48.8
18	44.9	45.6	46.9	44.2	46.6	44.1	45.2
19	38.8	42.8	42.2	46.8	39.7	42.0	38.1
20	37.9	35.7	53.6	-	36.8	40.6	45.8
21	36.4	42.0	41.6	59.4	-	44.5	44.4
22	55.2	-	-	-	42.6	45.1	44.0
23	-	-	34.9	-	-	-	39.4
24	-	-	-	-	-	-	-

10-12	41.1	41.4	45.5	38.8	42.0	39.7	43.1
14-16	44.7	39.7	48.3	42.0	43.2	44.4	44.6
0-24	42.9	42.0	45.0	45.9	42.8	45.8	44.3

85th %ile (ALL)	44.1
Weekday Inter-Peak	42.8

Lincolnshire ATC 24, Skeldyke Road

Produced by Road Data Services Ltd.

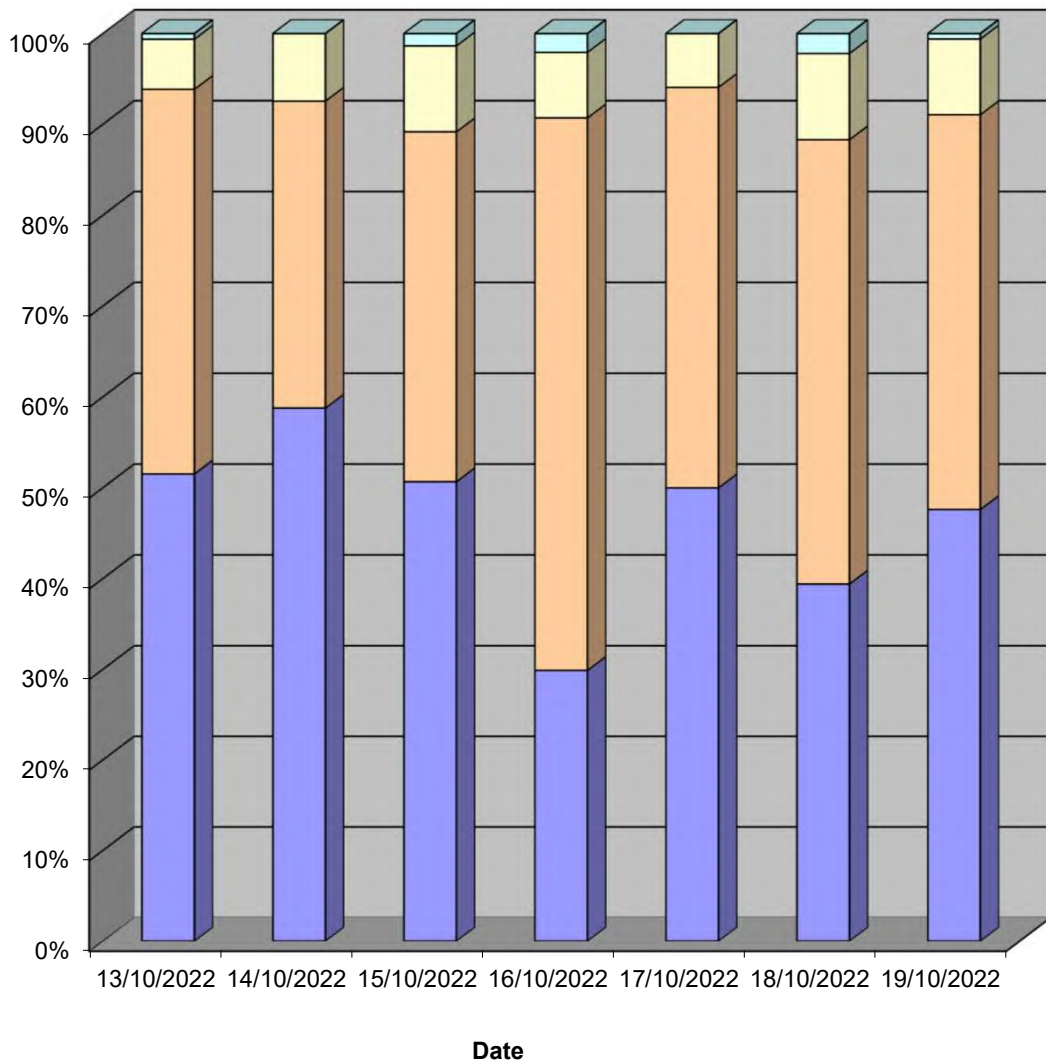
Channel 2 - Southeastbound

Speed Summary

Week 1

Speed (MPH)	13/10/2022 Thursday	14/10/2022 Friday	15/10/2022 Saturday	16/10/2022 Sunday	17/10/2022 Monday	18/10/2022 Tuesday	19/10/2022 Wednesday
0-35	84	87	75	29	76	54	80
35-45	69	50	57	59	67	67	73
45-55	9	11	14	7	9	13	14
55+	1	0	2	2	0	3	1
TOTAL	163	148	148	97	152	137	168

Speed Summary (MPH)



Lincolnshire ATC 24, Skeldyke Road

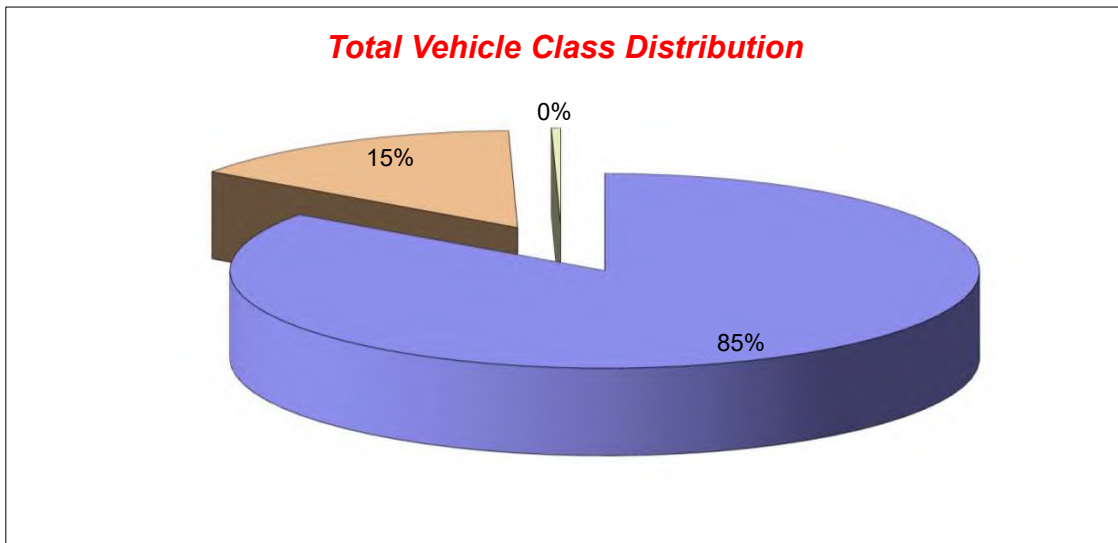
Produced by Road Data Services Ltd.

Channel 2 - Southeastbound

Vehicle Class

Week 1

Classes Day / Time	Car / LGV / Caravan - 1	OGV1 / Bus - 2,3,5,6,7,12	OGV2 - 4,8,9,10,11,13	TOTAL - 1-13
13/10/2022				
7-19	104	24	1	129
6-22	130	26	1	157
6-24	130	26	1	157
0-24	135	27	1	163
14/10/2022				
7-19	111	12	1	124
6-22	120	15	2	137
6-24	122	15	2	139
0-24	130	16	2	148
15/10/2022				
7-19	107	12	0	119
6-22	124	14	0	138
6-24	129	14	0	143
0-24	133	15	0	148
16/10/2022				
7-19	79	10	0	89
6-22	84	11	0	95
6-24	84	11	0	95
0-24	86	11	0	97
17/10/2022				
7-19	105	27	0	132
6-22	116	27	0	143
6-24	118	27	0	145
0-24	123	28	1	152
18/10/2022				
7-19	97	18	0	115
6-22	112	20	0	132
6-24	113	20	0	133
0-24	115	22	0	137
19/10/2022				
7-19	114	29	0	143
6-22	130	30	0	160
6-24	133	30	0	163
0-24	137	31	0	168
Average				
7-19	102	19	0	122
6-22	117	20	0	137
6-24	118	20	0	139
0-24	123	21	1	145



Lincolnshire ATC 25, A16

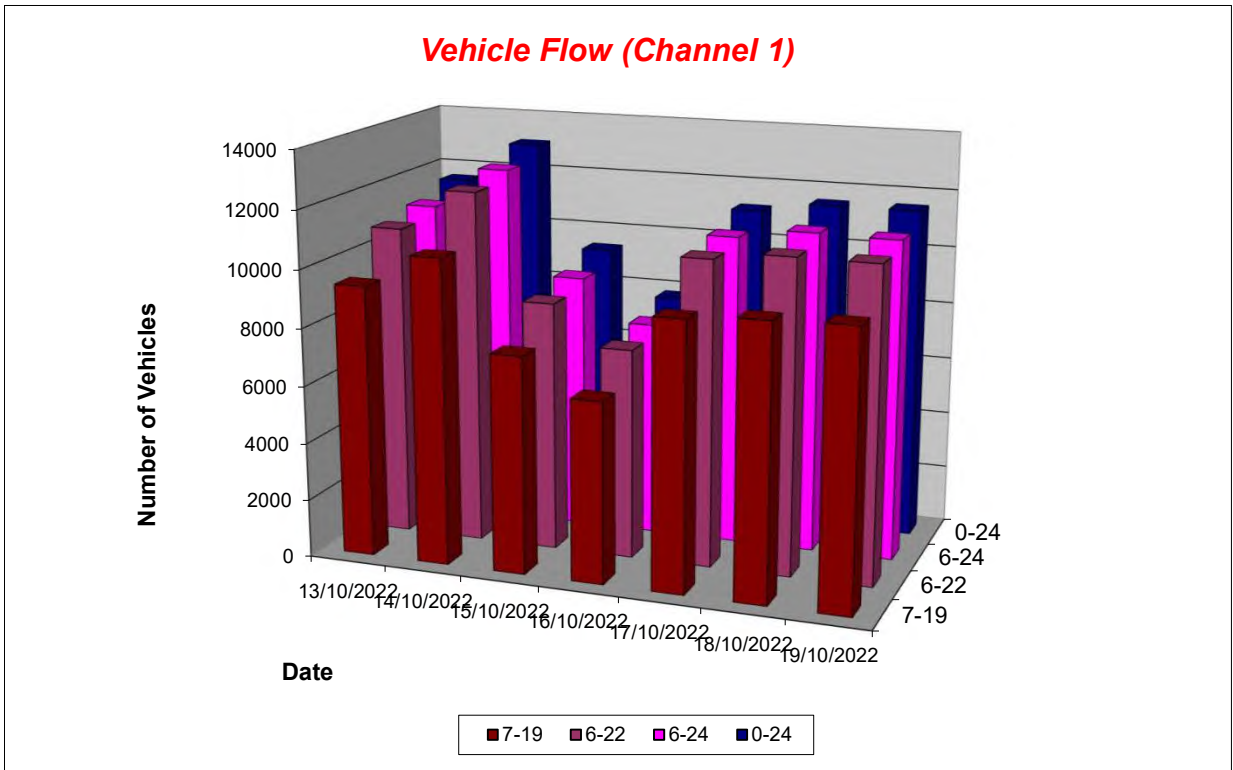
Produced by Road Data Services Ltd.

Channel 1 - Southbound

Vehicle Flow

Week 1

Hr Ending	13/10/2022 Thursday	14/10/2022 Friday	15/10/2022 Saturday	16/10/2022 Sunday	17/10/2022 Monday	18/10/2022 Tuesday	19/10/2022 Wednesday	Weekday Average	Average
1	49	60	71	80	62	47	56	55	61
2	52	47	60	54	32	55	56	48	51
3	66	58	66	41	52	65	64	61	59
4	49	52	52	37	32	52	46	46	46
5	100	86	76	30	67	66	79	80	72
6	157	167	122	84	154	125	169	154	140
7	471	454	325	226	480	484	515	481	422
8	715	754	318	165	768	745	737	744	600
9	851	804	470	220	836	907	833	846	703
10	620	685	532	455	653	620	642	644	601
11	630	623	755	597	578	620	611	612	631
12	699	765	678	694	698	670	682	703	698
13	710	758	794	638	659	651	685	693	699
14	661	941	683	654	722	693	770	757	732
15	827	972	655	573	785	794	811	838	774
16	877	999	629	554	869	889	821	891	805
17	1027	1103	665	583	947	972	993	1008	899
18	961	1108	695	536	878	951	1034	986	880
19	827	1050	638	589	827	893	862	892	812
20	466	625	384	393	444	505	428	494	464
21	274	354	229	235	245	284	243	280	266
22	204	264	190	167	189	174	174	201	195
23	199	182	165	125	132	152	141	161	157
24	93	127	119	75	65	105	82	94	95
7-19	9405	10562	7512	6258	9220	9405	9481	9615	8835
6-22	10820	12259	8640	7279	10578	10852	10841	11070	10181
6-24	11112	12568	8924	7479	10775	11109	11064	11326	10433
0-24	11585	13038	9371	7805	11174	11519	11534	11770	10861



Lincolnshire ATC 25, A16

Produced by Road Data Services Ltd.

Channel 1 - Southbound

Average Speed

Week 1

Hr Ending	13/10/2022 Thursday	14/10/2022 Friday	15/10/2022 Saturday	16/10/2022 Sunday	17/10/2022 Monday	18/10/2022 Tuesday	19/10/2022 Wednesday
1	57.6	57.3	57.9	59.9	57.9	57.0	57.4
2	56.8	56.4	57.5	58.4	57.2	58.2	55.5
3	54.6	56.6	57.9	59.6	58.5	56.8	55.0
4	59.3	56.5	55.9	58.9	57.2	56.1	58.4
5	55.5	54.6	56.4	58.0	55.7	56.1	54.9
6	53.3	53.5	55.0	58.0	55.2	53.1	54.4
7	50.0	50.4	53.2	57.6	51.5	51.0	51.1
8	50.1	50.3	55.1	56.7	49.6	49.0	48.1
9	45.1	47.4	54.0	56.1	49.1	49.4	48.9
10	49.9	49.9	54.2	54.8	49.9	50.0	50.4
11	47.9	50.0	52.8	54.0	50.7	51.2	50.8
12	49.7	47.9	53.4	54.0	51.2	48.6	49.6
13	49.2	50.4	52.9	53.4	50.9	50.4	51.0
14	48.8	49.1	53.0	53.6	49.3	50.0	50.3
15	49.8	48.3	53.9	54.9	48.0	50.5	46.2
16	50.3	44.1	54.1	54.2	50.5	45.1	45.2
17	49.3	43.6	53.8	54.9	50.1	38.5	49.0
18	40.5	34.2	52.9	54.2	49.1	35.3	37.0
19	48.7	49.9	52.2	51.9	42.4	46.6	39.1
20	51.1	50.9	52.9	53.8	52.7	51.6	52.1
21	53.2	53.6	55.9	54.1	55.3	52.5	55.0
22	54.8	56.1	55.6	54.4	55.6	54.9	55.9
23	55.8	55.5	55.8	55.2	56.1	56.3	57.3
24	57.4	56.0	57.3	57.8	56.3	56.1	57.9

10-12	48.9	48.8	53.1	54.0	51.0	49.8	50.2
14-16	50.1	46.2	54.0	54.6	49.3	47.7	45.7
0-24	49.0	47.8	53.7	54.5	50.0	47.7	47.9

Average (ALL)	49.7
Weekday Inter-Peak	48.6

Channel 1 - Southbound

85th Percentile

Hr Ending	13/10/2022 Thursday	14/10/2022 Friday	15/10/2022 Saturday	16/10/2022 Sunday	17/10/2022 Monday	18/10/2022 Tuesday	19/10/2022 Wednesday
1	65.7	66.2	66.6	70.0	66.8	66.1	65.9
2	65.0	63.3	66.4	68.5	66.2	67.8	64.2
3	61.6	63.1	65.7	68.3	67.3	65.8	62.6
4	66.7	64.1	65.8	66.6	67.0	63.6	66.1
5	63.0	61.8	65.9	67.7	63.2	63.8	62.1
6	59.5	59.5	62.6	66.4	62.8	60.5	61.2
7	55.6	57.5	60.0	64.9	57.2	56.1	56.3
8	54.8	56.1	60.9	65.4	54.5	54.7	56.1
9	55.6	55.4	60.3	62.9	54.3	55.6	54.8
10	56.4	56.1	60.9	61.9	55.5	56.0	58.1
11	57.7	55.7	59.2	59.9	58.0	55.8	57.0
12	55.6	55.8	59.2	59.5	57.6	57.5	55.5
13	55.9	57.0	59.0	59.2	57.7	56.6	57.9
14	57.4	55.1	59.6	59.4	58.1	56.9	56.3
15	56.6	56.4	60.2	60.2	58.6	56.6	55.7
16	57.3	58.0	60.0	60.2	57.1	55.2	55.6
17	54.8	55.7	60.3	60.8	56.2	52.3	55.1
18	51.6	48.4	58.6	60.0	57.4	50.5	51.5
19	54.9	54.8	57.5	58.2	57.6	53.3	53.8
20	58.3	56.8	60.1	60.8	58.4	58.3	58.9
21	60.6	59.4	62.2	60.4	62.0	58.5	62.0
22	61.5	62.8	61.9	61.4	63.1	61.5	63.2
23	62.9	62.4	62.9	62.7	64.3	63.8	65.0
24	65.0	63.9	66.0	65.6	64.8	64.5	65.7

10-12	56.9	55.8	59.2	59.7	57.8	57.1	56.3
14-16	57.0	57.9	60.1	60.3	58.1	56.6	55.6
0-24	57.4	58.1	60.2	61.1	58.6	58.1	58.3

85th %ile (ALL)	59.1
Weekday Inter-Peak	57.3

Lincolnshire ATC 25, A16

Produced by Road Data Services Ltd.

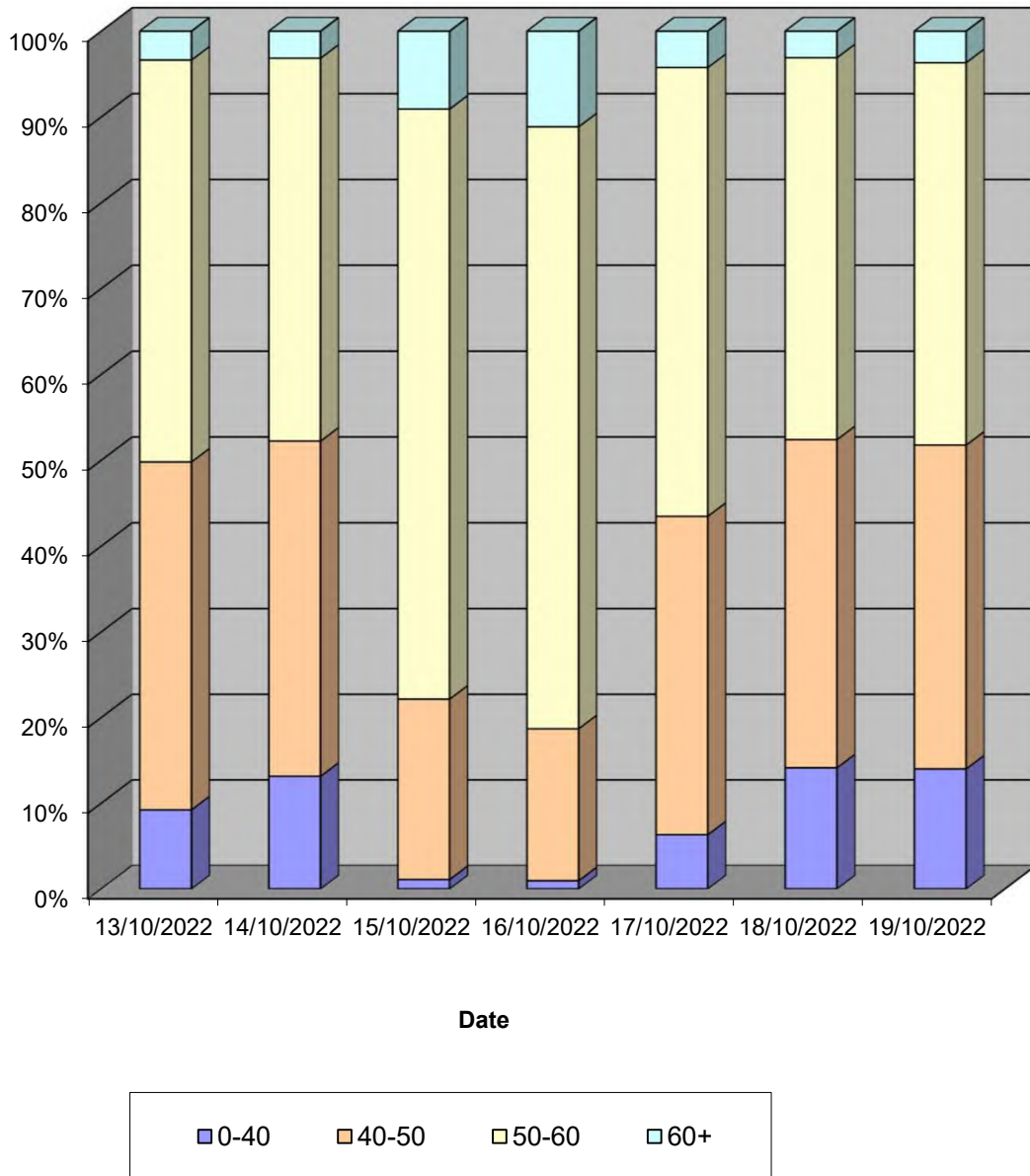
Channel 1 - Southbound

Speed Summary

Week 1

Speed (MPH)	13/10/2022 Thursday	14/10/2022 Friday	15/10/2022 Saturday	16/10/2022 Sunday	17/10/2022 Monday	18/10/2022 Tuesday	19/10/2022 Wednesday
0-40	1070	1715	103	75	707	1629	1616
40-50	4701	5097	1974	1385	4152	4409	4356
50-60	5425	5816	6444	5476	5842	5125	5139
60+	389	410	850	869	473	356	423
TOTAL	11585	13038	9371	7805	11174	11519	11534

Speed Summary (MPH)



Lincolnshire ATC 25, A16

Produced by Road Data Services Ltd.

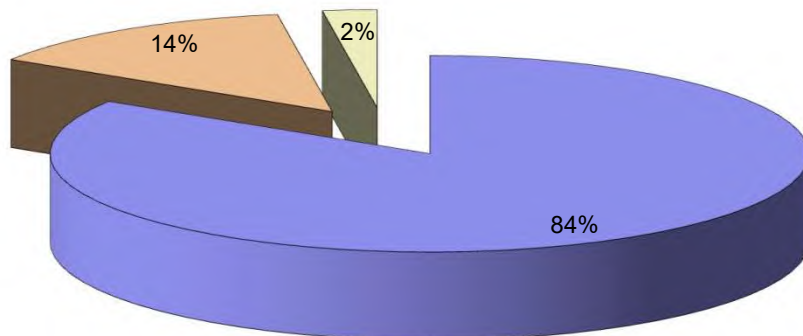
Channel 1 - Southbound

Vehicle Class

Week 1

Classes Day / Time	Car / LGV / Caravan - 1	OGV1 / Bus - 2,3,5,6,7,12	OGV2 - 4,8,9,10,11,13	TOTAL - 1-13
13/10/2022				
7-19	7676	1479	250	9405
6-22	8870	1671	279	10820
6-24	9126	1699	287	11112
0-24	9465	1791	329	11585
14/10/2022				
7-19	8851	1466	245	10562
6-22	10334	1650	275	12259
6-24	10607	1682	279	12568
0-24	10938	1783	317	13038
15/10/2022				
7-19	6659	774	79	7512
6-22	7648	906	86	8640
6-24	7911	923	90	8924
0-24	8246	1003	122	9371
16/10/2022				
7-19	5673	522	63	6258
6-22	6579	623	77	7279
6-24	6753	648	78	7479
0-24	7031	685	89	7805
17/10/2022				
7-19	7541	1460	219	9220
6-22	8736	1606	236	10578
6-24	8899	1632	244	10775
0-24	9213	1691	270	11174
18/10/2022				
7-19	7691	1488	226	9405
6-22	8931	1658	263	10852
6-24	9150	1689	270	11109
0-24	9444	1769	306	11519
19/10/2022				
7-19	7762	1474	245	9481
6-22	8930	1638	273	10841
6-24	9135	1651	278	11064
0-24	9470	1741	323	11534
Average				
7-19	7408	1238	190	8835
6-22	8575	1393	213	10181
6-24	8797	1418	218	10433
0-24	9115	1495	251	10861

Total Vehicle Class Distribution



Lincolnshire ATC 25, A16

Produced by Road Data Services Ltd.

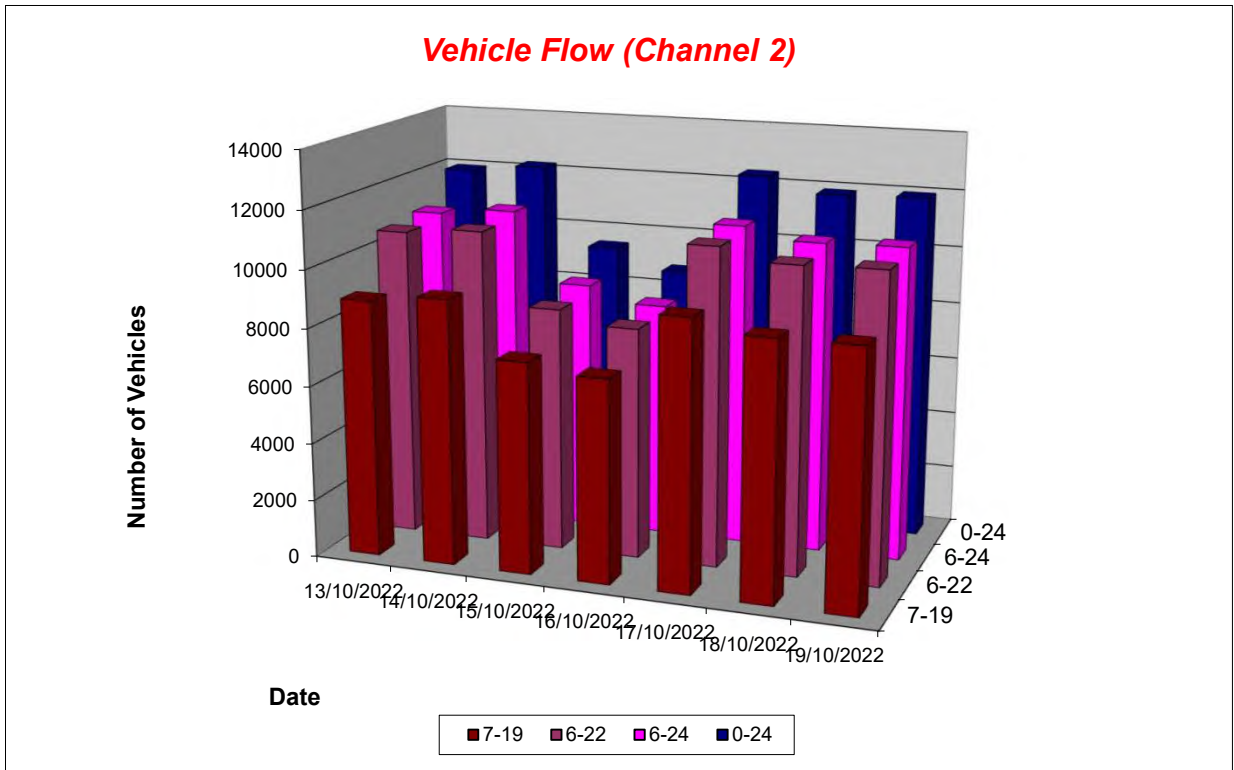
Channel 2 - Northbound

Vehicle Flow

Week 1

Hr Ending	13/10/2022 Thursday	14/10/2022 Friday	15/10/2022 Saturday	16/10/2022 Sunday	17/10/2022 Monday	18/10/2022 Tuesday	19/10/2022 Wednesday	Weekday Average	Average
1	43	61	63	69	51	48	65	54	57
2	40	47	30	42	53	47	38	45	42
3	56	50	38	49	65	61	63	59	55
4	58	73	71	44	90	71	72	73	68
5	166	160	88	77	234	173	182	183	154
6	726	719	493	325	747	721	717	726	635
7	838	851	431	212	958	894	875	883	723
8	955	935	376	242	1048	1028	1047	1003	804
9	846	766	484	324	830	876	820	828	707
10	747	760	546	500	765	789	795	771	700
11	687	820	696	592	808	711	603	726	702
12	695	757	695	650	796	641	684	715	703
13	634	757	707	697	704	647	661	681	687
14	686	728	751	651	704	604	656	676	683
15	665	660	663	716	636	659	713	667	673
16	688	724	604	725	640	687	668	681	677
17	835	888	602	777	839	785	875	844	800
18	902	847	707	649	940	882	840	882	824
19	574	540	484	494	573	545	497	546	530
20	398	403	279	363	348	368	412	386	367
21	329	299	249	254	285	290	301	301	287
22	229	184	171	165	136	182	199	186	181
23	109	124	132	89	89	119	113	111	111
24	60	75	104	62	59	61	63	64	69

7-19	8914	9182	7315	7017	9283	8854	8859	9018	8489
6-22	10708	10919	8445	8011	11010	10588	10646	10774	10047
6-24	10877	11118	8681	8162	11158	10768	10822	10949	10227
0-24	11966	12228	9464	8768	12398	11889	11959	12088	11239



Lincolnshire ATC 25, A16

Produced by Road Data Services Ltd.

Channel 2 - Northbound

Average Speed

Week 1

Hr Ending	13/10/2022 Thursday	14/10/2022 Friday	15/10/2022 Saturday	16/10/2022 Sunday	17/10/2022 Monday	18/10/2022 Tuesday	19/10/2022 Wednesday
1	63.5	60.1	60.2	58.3	60.5	61.2	60.2
2	62.6	63.8	59.7	58.0	60.6	61.6	59.4
3	59.9	61.1	61.0	59.9	62.0	61.3	59.2
4	59.5	58.3	59.4	61.4	61.3	59.4	61.1
5	58.8	59.5	61.7	58.8	58.6	60.3	60.5
6	55.6	56.9	58.5	59.9	55.0	55.2	56.9
7	48.3	51.3	56.3	58.0	43.4	49.5	49.9
8	51.6	51.7	58.2	60.2	49.4	47.7	50.7
9	52.4	54.3	56.3	58.5	53.1	51.4	53.4
10	53.0	53.3	56.0	57.5	52.1	53.2	51.6
11	52.6	51.7	53.4	55.4	51.3	51.2	52.3
12	52.5	52.5	53.6	52.8	50.7	53.8	51.8
13	53.6	53.1	54.1	52.4	51.7	53.7	52.1
14	53.9	51.4	54.4	55.1	52.8	53.7	52.8
15	51.8	52.5	55.2	55.3	51.7	54.1	51.3
16	53.4	52.6	54.6	55.4	53.9	54.2	53.4
17	53.7	54.0	56.0	55.3	53.3	53.6	53.2
18	48.9	53.4	54.4	57.2	51.6	51.1	51.9
19	54.7	54.0	54.9	55.0	52.4	53.3	53.2
20	56.9	55.1	57.6	57.1	54.8	56.6	53.6
21	58.0	57.6	58.6	56.8	54.8	56.1	56.6
22	59.5	57.4	58.2	57.0	58.0	58.2	56.1
23	60.4	59.4	59.4	57.4	57.7	58.8	61.6
24	59.1	58.7	58.8	59.4	57.0	57.9	59.6

10-12	52.6	52.1	53.5	54.0	51.0	52.4	52.1
14-16	52.6	52.6	54.9	55.4	52.8	54.1	52.4
0-24	53.2	53.6	55.7	55.9	52.0	53.0	53.0

Average (ALL)	53.6
Weekday Inter-Peak	52.4

Channel 2 - Northbound

85th Percentile

Hr Ending	13/10/2022 Thursday	14/10/2022 Friday	15/10/2022 Saturday	16/10/2022 Sunday	17/10/2022 Monday	18/10/2022 Tuesday	19/10/2022 Wednesday
1	74.2	67.3	69.3	66.2	68.4	71.0	67.9
2	70.4	73.4	67.2	65.4	69.0	69.2	67.5
3	68.3	71.4	70.8	69.3	71.0	70.3	67.2
4	67.5	66.1	67.4	70.0	69.6	68.2	70.7
5	66.7	67.3	70.1	67.2	66.3	68.1	69.1
6	63.7	64.7	67.2	67.3	62.5	66.5	65.1
7	59.0	60.6	64.2	66.2	54.7	58.8	59.3
8	58.3	58.5	65.8	69.1	56.0	59.8	56.5
9	59.0	61.3	63.3	65.3	58.2	59.8	59.5
10	60.3	59.7	62.8	64.5	58.0	60.2	59.9
11	60.0	58.0	60.8	62.1	58.3	57.5	59.5
12	59.0	58.9	60.1	59.4	58.0	60.0	58.6
13	59.7	61.0	60.3	58.6	58.4	60.1	59.6
14	60.8	58.2	60.8	62.0	59.0	60.2	59.3
15	60.3	59.6	61.2	61.4	57.9	59.6	59.1
16	60.0	60.7	61.4	62.1	60.1	60.9	59.7
17	60.5	60.3	63.2	61.4	58.8	59.5	60.5
18	58.6	59.4	60.2	63.9	58.6	58.6	58.1
19	61.9	60.8	62.1	61.2	59.0	60.6	59.8
20	63.5	62.1	63.9	64.7	62.3	64.2	61.0
21	65.4	64.6	65.9	63.7	62.2	64.7	64.3
22	67.5	65.7	65.7	65.4	65.2	66.0	64.4
23	68.6	66.2	67.0	65.0	64.4	66.1	71.0
24	67.1	67.1	68.9	67.5	64.5	66.6	70.1

10-12	59.5	58.5	60.5	60.8	58.2	58.8	59.1
14-16	60.2	60.3	61.3	61.8	59.1	60.2	59.6
0-24	61.4	61.1	63.0	63.1	59.9	61.6	60.8

85th %ile (ALL)	61.6
Weekday Inter-Peak	59.3

Lincolnshire ATC 25, A16

Produced by Road Data Services Ltd.

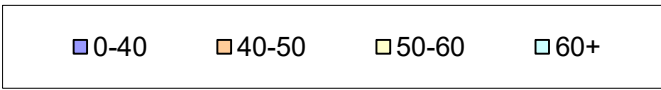
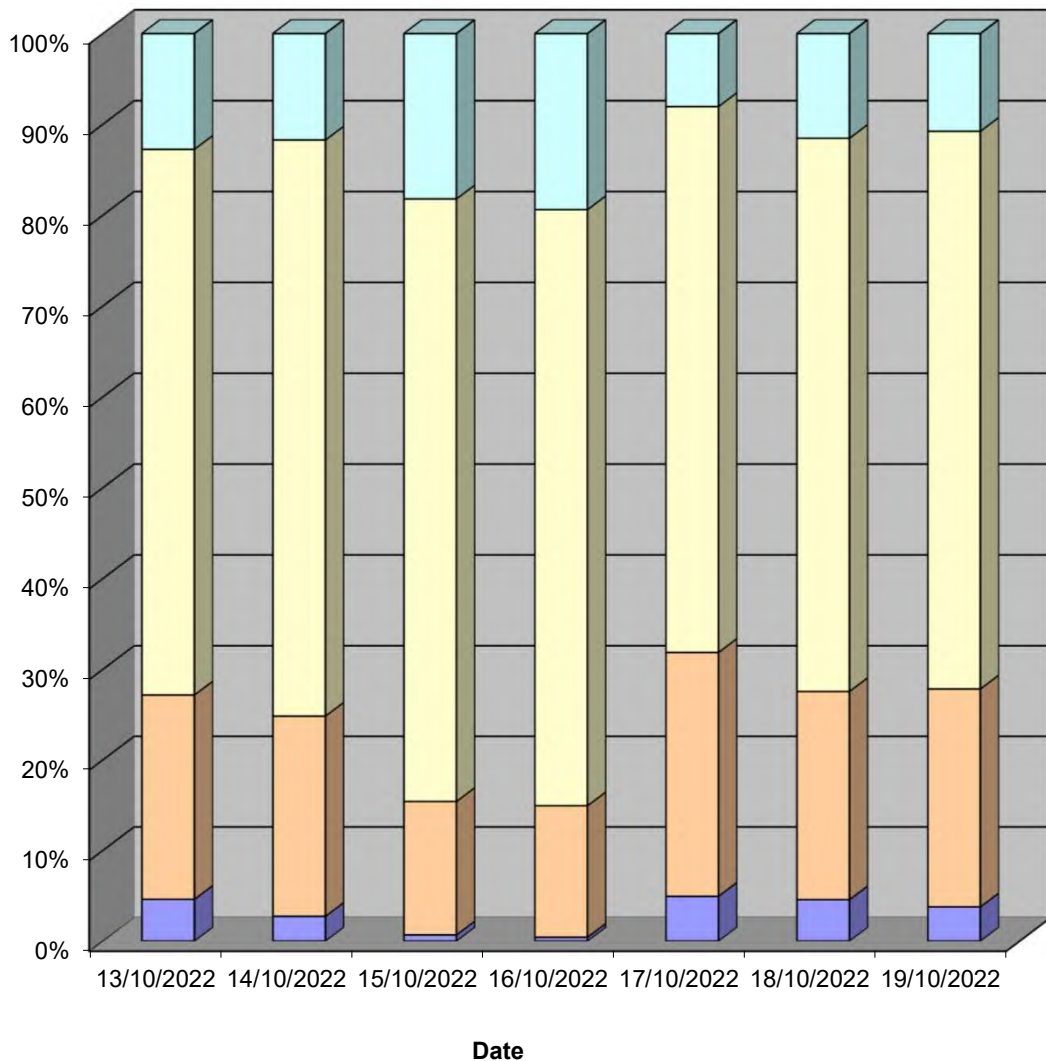
Channel 2 - Northbound

Speed Summary

Week 1

Speed (MPH)	13/10/2022 Thursday	14/10/2022 Friday	15/10/2022 Saturday	16/10/2022 Sunday	17/10/2022 Monday	18/10/2022 Tuesday	19/10/2022 Wednesday
0-40	553	336	65	38	614	544	452
40-50	2700	2703	1395	1273	3339	2734	2879
50-60	7189	7757	6282	5758	7449	7241	7342
60+	1524	1432	1722	1699	996	1370	1286
TOTAL	11966	12228	9464	8768	12398	11889	11959

Speed Summary (MPH)



Lincolnshire ATC 25, A16

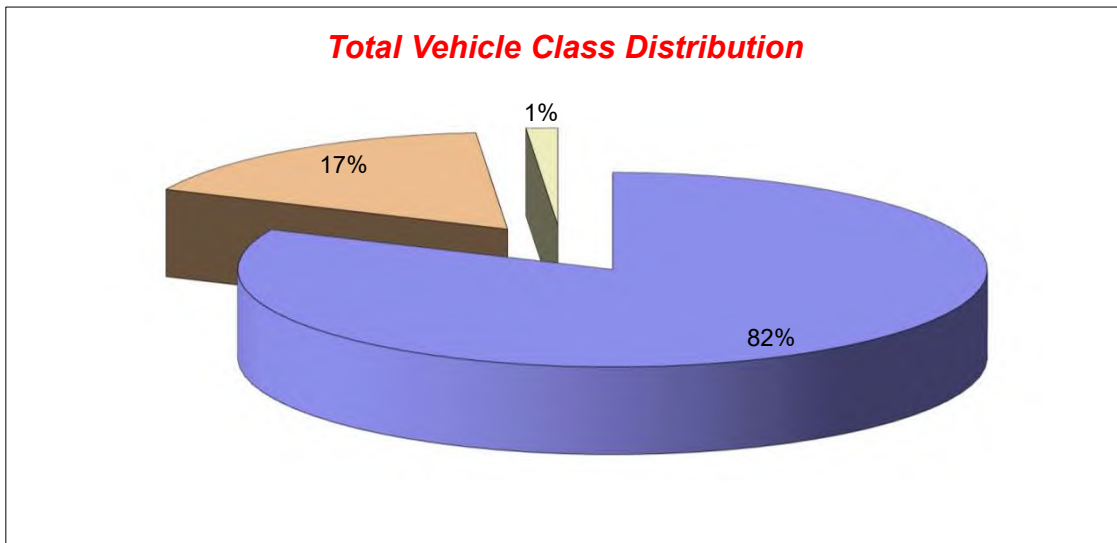
Produced by Road Data Services Ltd.

Channel 2 - Northbound

Vehicle Class

Week 1

Classes Day / Time	Car / LGV / Caravan - 1	OGV1 / Bus - 2,3,5,6,7,12	OGV2 - 4,8,9,10,11,13	TOTAL - 1-13
13/10/2022				
7-19	6870	1882	162	8914
6-22	8296	2220	192	10708
6-24	8428	2252	197	10877
0-24	9277	2461	228	11966
14/10/2022				
7-19	7403	1658	121	9182
6-22	8824	1956	139	10919
6-24	8998	1977	143	11118
0-24	9857	2184	187	12228
15/10/2022				
7-19	6268	1018	29	7315
6-22	7225	1185	35	8445
6-24	7428	1215	38	8681
0-24	8064	1348	52	9464
16/10/2022				
7-19	6069	905	43	7017
6-22	6928	1025	58	8011
6-24	7052	1048	62	8162
0-24	7572	1123	73	8768
17/10/2022				
7-19	7625	1545	113	9283
6-22	9065	1812	133	11010
6-24	9187	1836	135	11158
0-24	10210	2023	165	12398
18/10/2022				
7-19	7165	1578	111	8854
6-22	8592	1861	135	10588
6-24	8727	1897	144	10768
0-24	9585	2125	179	11889
19/10/2022				
7-19	7167	1552	140	8859
6-22	8665	1823	158	10646
6-24	8812	1847	163	10822
0-24	9740	2033	186	11959
Average				
7-19	6938	1448	103	8489
6-22	8228	1697	121	10047
6-24	8376	1725	126	10227
0-24	9186	1900	153	11239



Lincolnshire ATC 26, A17

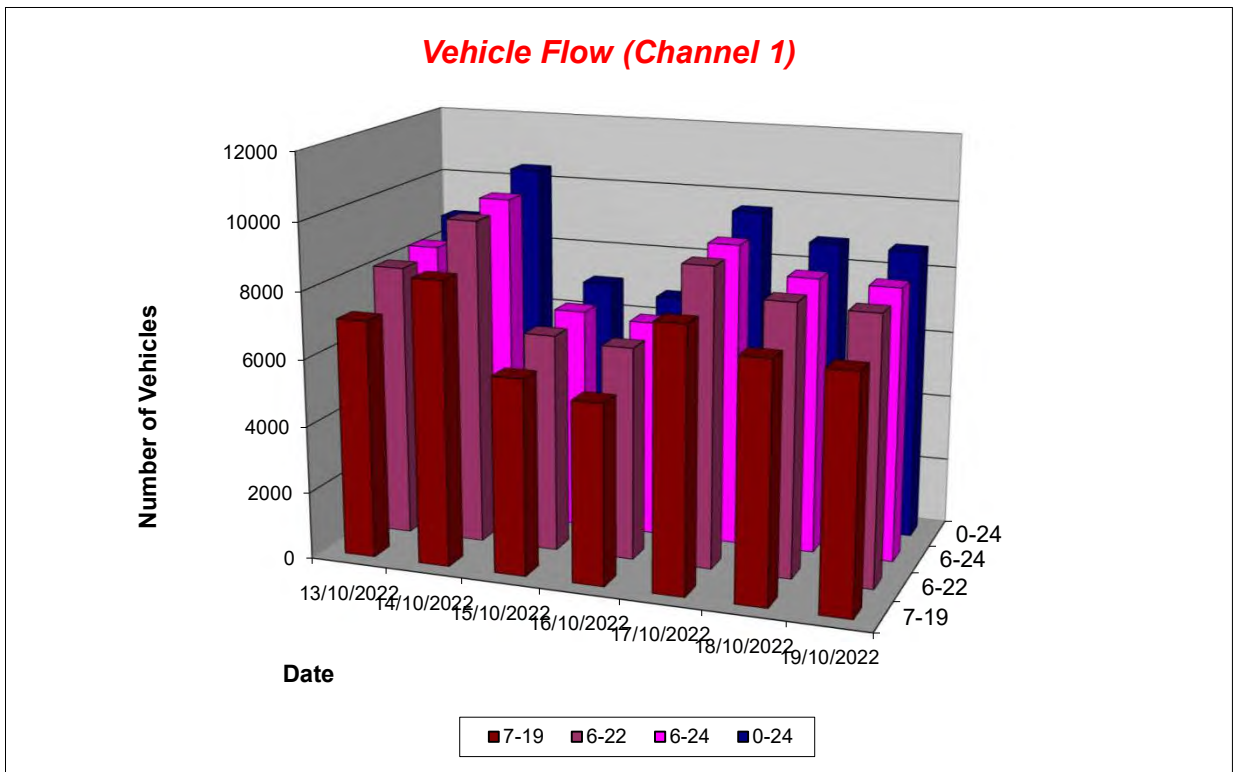
Produced by Road Data Services Ltd.

Channel 1 - Northwestbound

Vehicle Flow

Week 1

Hr Ending	13/10/2022 Thursday	14/10/2022 Friday	15/10/2022 Saturday	16/10/2022 Sunday	17/10/2022 Monday	18/10/2022 Tuesday	19/10/2022 Wednesday	Weekday Average	Average
1	51	60	62	59	32	55	55	51	53
2	39	53	34	22	34	33	43	40	37
3	35	43	31	24	29	42	54	41	37
4	54	48	38	20	51	62	65	56	48
5	94	91	69	33	102	103	99	98	84
6	227	212	114	65	272	245	242	240	197
7	445	414	168	112	533	476	446	463	371
8	671	655	245	137	819	718	746	722	570
9	678	601	348	203	681	728	699	677	563
10	553	543	519	406	658	592	611	591	555
11	555	726	572	504	678	603	558	624	599
12	555	736	625	482	733	563	546	627	606
13	532	731	618	528	707	584	480	607	597
14	587	766	595	547	727	538	488	621	607
15	591	731	532	472	595	561	559	607	577
16	603	801	467	512	593	570	582	630	590
17	658	812	487	547	643	567	611	658	618
18	649	760	456	575	580	647	654	658	617
19	474	615	381	460	412	407	418	465	452
20	271	400	226	412	286	260	264	296	303
21	189	241	156	271	158	145	173	181	190
22	151	197	122	197	135	132	142	151	154
23	96	127	100	119	77	95	107	100	103
24	67	88	75	55	51	66	87	72	70
7-19	7106	8477	5845	5373	7826	7078	6952	7488	6951
6-22	8162	9729	6517	6365	8938	8091	7977	8579	7968
6-24	8325	9944	6692	6539	9066	8252	8171	8752	8141
0-24	8825	10451	7040	6762	9586	8792	8729	9277	8598



Lincolnshire ATC 26, A17

Produced by Road Data Services Ltd.

Channel 1 - Northwestbound

Average Speed

Week 1

Hr Ending	13/10/2022 Thursday	14/10/2022 Friday	15/10/2022 Saturday	16/10/2022 Sunday	17/10/2022 Monday	18/10/2022 Tuesday	19/10/2022 Wednesday
1	53.5	53.6	55.5	56.1	51.5	56.0	54.9
2	53.4	55.8	55.5	56.6	52.5	55.0	52.5
3	53.2	55.3	55.1	58.1	53.8	54.7	55.6
4	53.0	54.5	55.8	55.3	53.6	54.8	53.0
5	52.3	53.8	55.3	57.5	53.5	54.2	54.1
6	50.8	52.6	53.9	55.4	50.9	52.6	51.2
7	49.8	49.3	52.9	57.0	47.8	47.7	50.5
8	49.8	49.3	53.5	55.6	41.8	48.3	47.3
9	50.7	48.7	52.6	55.4	47.6	47.2	48.0
10	49.9	46.1	51.7	52.6	50.2	50.8	48.3
11	47.3	45.5	50.7	54.0	47.2	50.3	49.0
12	49.8	46.3	49.0	51.0	45.9	50.2	49.5
13	50.3	46.3	50.1	53.2	45.3	51.3	50.7
14	47.1	48.6	50.5	53.4	48.9	50.9	47.0
15	48.8	48.0	52.2	52.9	50.0	51.6	50.3
16	52.3	48.7	51.1	54.1	49.2	51.1	51.6
17	50.8	47.3	51.2	54.9	51.9	52.0	52.6
18	49.8	51.2	51.7	53.3	51.9	52.9	51.1
19	50.1	48.9	53.9	50.6	46.6	49.8	50.7
20	52.4	51.2	54.2	51.6	52.6	52.5	50.4
21	52.8	53.7	53.6	52.6	51.4	53.6	52.8
22	55.1	54.3	54.9	53.5	54.6	54.6	55.3
23	54.5	55.6	56.4	53.9	53.3	56.0	55.3
24	54.5	54.5	56.3	54.4	56.5	55.3	54.4

10-12	48.5	45.9	49.8	52.6	46.5	50.2	49.2
14-16	50.5	48.4	51.7	53.5	49.6	51.4	50.9
0-24	50.2	48.8	51.8	53.3	48.5	50.8	50.2

Average (ALL)	50.3
Weekday Inter-Peak	49.0

Channel 1 - Northwestbound

85th Percentile

Hr Ending	13/10/2022 Thursday	14/10/2022 Friday	15/10/2022 Saturday	16/10/2022 Sunday	17/10/2022 Monday	18/10/2022 Tuesday	19/10/2022 Wednesday
1	61.5	59.6	62.6	65.0	57.4	63.5	60.7
2	58.0	63.0	64.1	64.9	59.8	63.1	58.6
3	60.3	63.7	62.0	64.1	58.4	61.0	62.3
4	60.2	62.8	61.9	60.5	60.5	61.4	58.6
5	58.6	59.7	62.2	67.4	59.7	60.6	61.3
6	55.6	58.3	61.9	62.5	56.6	58.7	56.7
7	56.0	56.6	59.4	65.2	53.8	53.5	55.9
8	56.0	56.1	60.7	62.7	53.5	55.1	55.3
9	56.1	56.8	59.6	63.5	56.4	55.9	56.7
10	56.1	55.7	59.5	59.2	55.0	56.7	55.1
11	56.7	54.4	58.2	60.7	57.9	57.3	57.3
12	55.5	56.9	57.0	61.2	57.8	57.2	55.7
13	56.6	55.9	57.3	58.4	57.5	56.7	56.3
14	57.2	56.5	57.9	59.7	55.2	57.0	57.0
15	56.1	56.9	58.7	60.2	56.9	57.8	56.4
16	57.8	58.0	62.2	60.7	58.4	57.6	57.3
17	57.7	59.6	61.5	61.0	59.2	58.3	57.7
18	58.8	57.8	61.4	59.8	58.3	58.5	57.6
19	57.4	56.7	59.8	57.8	60.8	57.0	58.0
20	58.8	57.3	60.2	57.4	59.7	59.2	56.9
21	59.4	60.1	60.7	58.7	60.3	61.2	59.9
22	63.0	61.5	62.9	60.6	60.5	62.3	62.0
23	61.5	63.2	64.1	61.1	62.2	64.1	62.7
24	60.3	61.2	65.8	59.7	64.8	61.1	61.0

10-12	56.4	55.7	57.6	61.3	57.8	57.2	56.6
14-16	57.2	57.5	60.7	60.5	57.7	57.8	56.8
0-24	57.5	57.8	60.0	60.4	58.1	57.8	57.5

85th %ile (ALL)	58.5
Weekday Inter-Peak	57.5

Lincolnshire ATC 26, A17

Produced by Road Data Services Ltd.

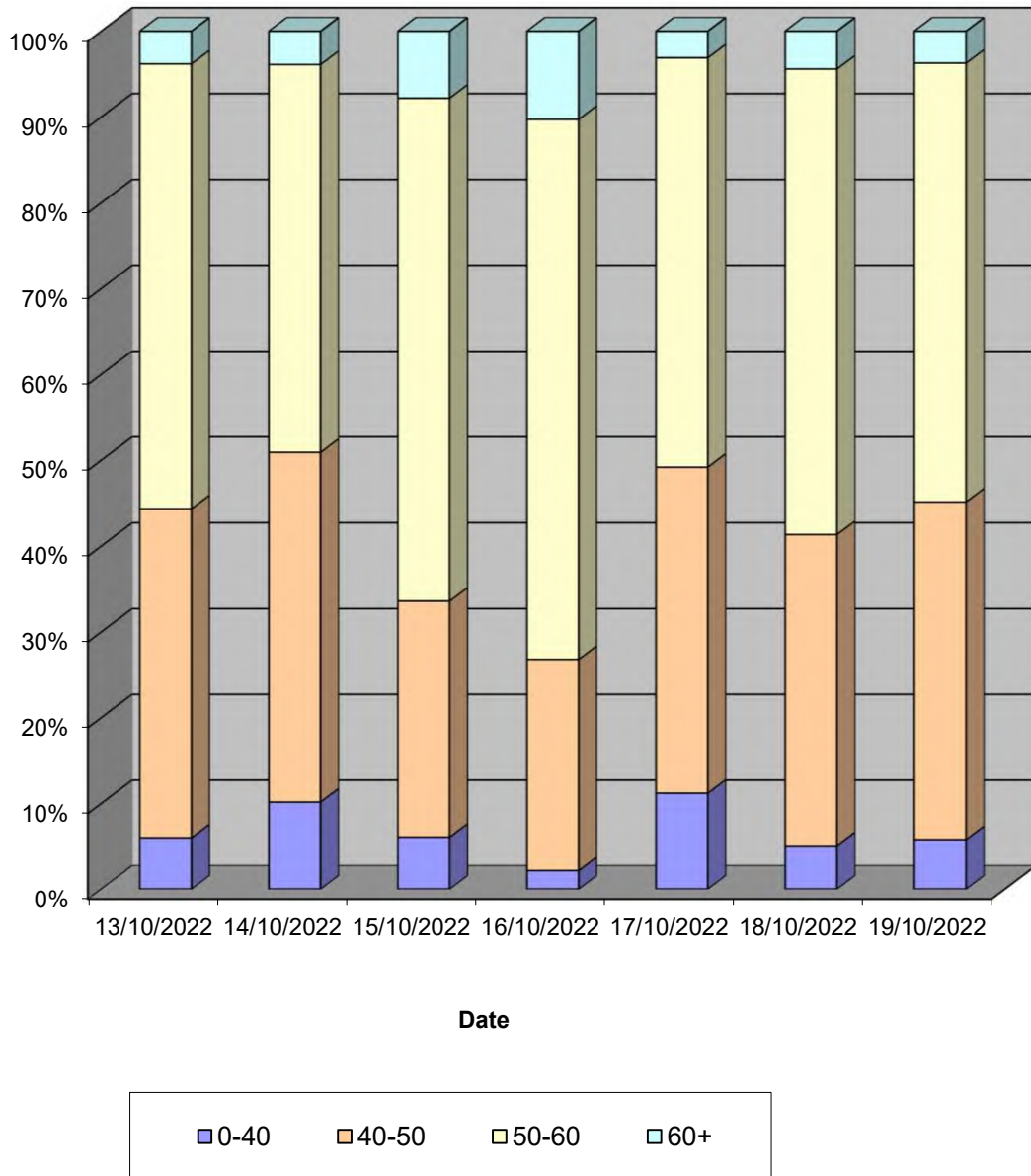
Channel 1 - Northwestbound

Speed Summary

Week 1

Speed (MPH)	13/10/2022 Thursday	14/10/2022 Friday	15/10/2022 Saturday	16/10/2022 Sunday	17/10/2022 Monday	18/10/2022 Tuesday	19/10/2022 Wednesday
0-40	520	1064	420	147	1075	437	496
40-50	3395	4259	1946	1666	3642	3199	3446
50-60	4575	4723	4125	4255	4572	4769	4463
60+	335	405	549	694	297	387	324
TOTAL	8825	10451	7040	6762	9586	8792	8729

Speed Summary (MPH)



Lincolnshire ATC 26, A17

Produced by Road Data Services Ltd.

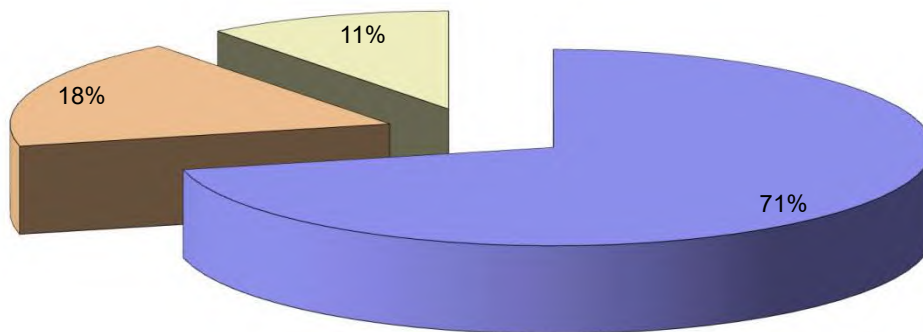
Channel 1 - Northwestbound

Vehicle Class

Week 1

Classes Day / Time	Car / LGV / Caravan - 1	OGV1 / Bus - 2,3,5,6,7,12	OGV2 - 4,8,9,10,11,13	TOTAL - 1-13
13/10/2022				
7-19	4781	1531	794	7106
6-22	5487	1745	930	8162
6-24	5577	1777	971	8325
0-24	5821	1880	1124	8825
14/10/2022				
7-19	6342	1442	693	8477
6-22	7243	1663	823	9729
6-24	7401	1691	852	9944
0-24	7659	1802	990	10451
15/10/2022				
7-19	4758	784	303	5845
6-22	5262	889	366	6517
6-24	5391	914	387	6692
0-24	5572	977	491	7040
16/10/2022				
7-19	4463	670	240	5373
6-22	5265	799	301	6365
6-24	5398	817	324	6539
0-24	5527	854	381	6762
17/10/2022				
7-19	5497	1534	795	7826
6-22	6231	1773	934	8938
6-24	6306	1798	962	9066
0-24	6582	1913	1091	9586
18/10/2022				
7-19	4880	1419	779	7078
6-22	5561	1631	899	8091
6-24	5672	1649	931	8252
0-24	5943	1762	1087	8792
19/10/2022				
7-19	4745	1436	771	6952
6-22	5456	1628	893	7977
6-24	5579	1662	930	8171
0-24	5847	1776	1106	8729
Average				
7-19	5067	1259	625	6951
6-22	5786	1447	735	7968
6-24	5903	1473	765	8141
0-24	6136	1566	896	8598

Total Vehicle Class Distribution



Lincolnshire ATC 26, A17

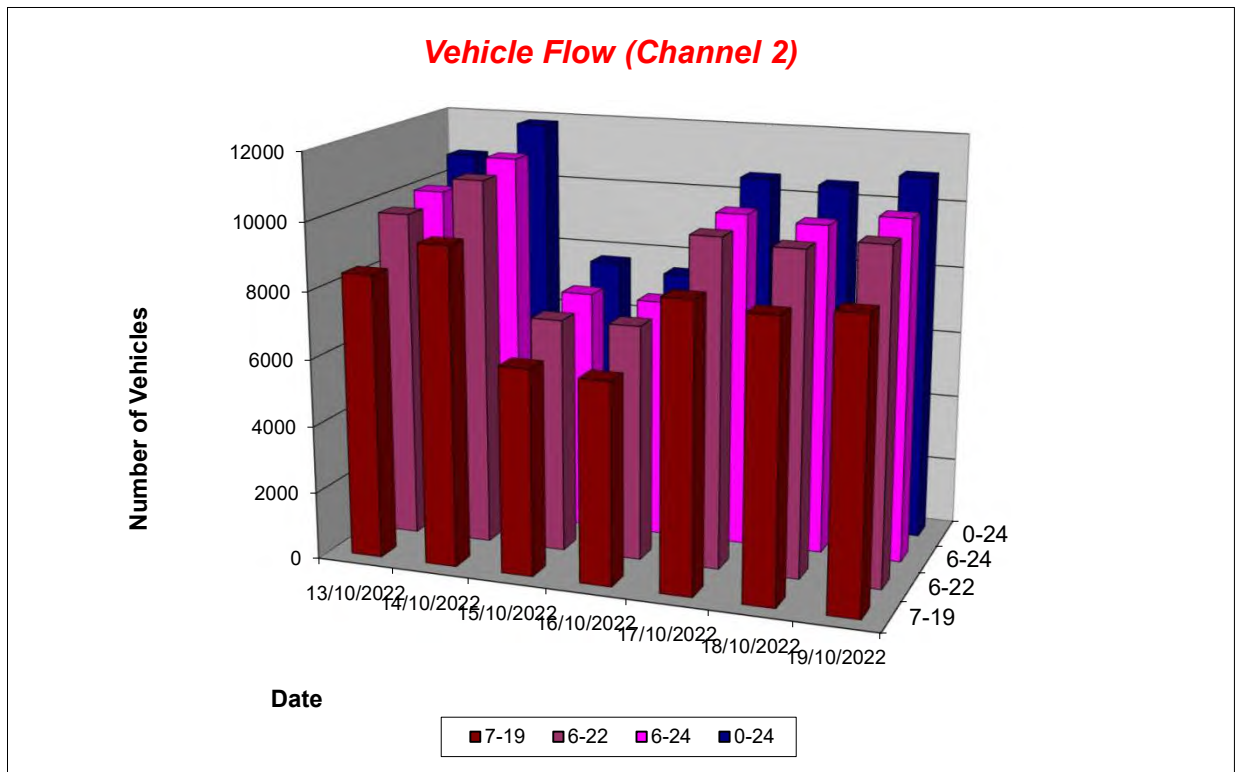
Produced by Road Data Services Ltd.

Channel 2 - Southeastbound

Vehicle Flow

Week 1

Hr Ending	13/10/2022 Thursday	14/10/2022 Friday	15/10/2022 Saturday	16/10/2022 Sunday	17/10/2022 Monday	18/10/2022 Tuesday	19/10/2022 Wednesday	Weekday Average	Average
1	82	90	87	70	40	88	58	72	74
2	74	69	64	29	43	58	83	65	60
3	71	98	59	44	61	76	71	75	69
4	80	69	58	56	70	106	99	85	77
5	143	105	69	43	152	143	163	141	117
6	292	255	122	69	276	238	287	270	220
7	583	559	277	159	557	643	607	590	484
8	594	694	418	181	721	710	640	672	565
9	717	677	479	293	701	716	762	715	621
10	644	728	577	438	625	704	594	659	616
11	674	802	656	466	761	626	652	703	662
12	780	925	712	497	788	720	678	778	729
13	688	946	619	635	728	676	893	786	741
14	765	908	510	637	687	594	700	731	686
15	708	862	510	546	760	724	693	749	686
16	806	876	423	604	702	729	773	777	702
17	785	741	474	658	777	827	887	803	736
18	751	713	380	561	765	736	761	745	667
19	538	609	384	492	492	502	475	523	499
20	329	415	235	401	332	326	367	354	344
21	251	270	175	261	194	204	225	229	226
22	159	186	151	181	170	150	168	167	166
23	154	160	136	119	127	127	167	147	141
24	111	101	122	48	78	90	116	99	95
7-19	8450	9481	6142	6008	8507	8264	8508	8642	7909
6-22	9772	10911	6980	7010	9760	9587	9875	9981	9128
6-24	10037	11172	7238	7177	9965	9804	10158	10227	9364
0-24	10779	11858	7697	7488	10607	10513	10919	10935	9980



Lincolnshire ATC 26, A17

Produced by Road Data Services Ltd.

Channel 2 - Southeastbound

Average Speed

Week 1

Hr Ending	13/10/2022 Thursday	14/10/2022 Friday	15/10/2022 Saturday	16/10/2022 Sunday	17/10/2022 Monday	18/10/2022 Tuesday	19/10/2022 Wednesday
1	54.2	56.1	55.9	57.6	54.1	54.9	59.2
2	56.5	57.1	56.5	53.3	53.3	53.9	53.9
3	52.9	57.1	53.8	54.9	55.5	54.8	58.3
4	56.5	56.9	53.1	58.1	54.4	58.1	57.1
5	51.9	54.4	55.8	54.6	57.5	53.0	55.9
6	52.8	53.4	55.1	56.7	52.8	54.3	53.2
7	50.4	51.4	55.1	56.3	50.6	50.3	51.0
8	52.1	52.2	53.4	57.8	48.9	51.5	50.5
9	50.8	51.5	53.8	55.9	51.4	51.9	51.7
10	52.0	51.0	53.0	55.4	51.6	51.5	52.8
11	52.2	49.8	53.3	54.7	51.7	50.8	52.9
12	49.9	49.8	53.3	54.4	49.9	51.6	51.8
13	51.7	50.6	53.7	54.3	50.2	51.3	44.4
14	52.2	50.3	55.6	55.4	51.4	52.4	53.6
15	52.0	51.7	56.1	56.4	50.9	52.5	51.9
16	52.6	52.0	56.9	55.8	53.5	52.5	52.9
17	52.9	53.6	56.0	56.1	53.6	52.6	53.1
18	54.1	55.8	57.0	55.8	53.0	52.5	54.8
19	53.9	53.5	56.8	54.8	52.6	54.4	54.0
20	55.0	53.6	56.1	54.2	52.7	54.2	54.5
21	54.4	52.8	56.8	53.3	56.5	56.1	55.0
22	54.9	54.5	56.4	56.1	55.1	55.5	55.6
23	56.2	56.8	57.1	56.9	55.9	55.4	58.2
24	58.0	56.9	53.8	56.8	54.2	55.3	56.7

10-12	50.9	49.8	53.3	54.5	50.8	51.2	52.4
14-16	52.3	51.8	56.4	56.1	52.2	52.5	52.4
0-24	52.5	52.1	54.9	55.4	51.9	52.4	52.4

Average (ALL)	52.9
Weekday Inter-Peak	51.6

Channel 2 - Southeastbound

85th Percentile

Hr Ending	13/10/2022 Thursday	14/10/2022 Friday	15/10/2022 Saturday	16/10/2022 Sunday	17/10/2022 Monday	18/10/2022 Tuesday	19/10/2022 Wednesday
1	60.1	63.4	63.9	65.8	60.4	61.0	66.4
2	62.7	64.1	62.9	61.0	60.1	57.4	60.9
3	58.0	64.1	59.5	61.2	61.0	62.7	67.6
4	63.1	63.9	59.1	65.2	60.4	66.8	63.8
5	58.0	59.9	63.3	60.9	64.3	56.9	62.5
6	59.8	59.7	61.7	64.0	58.7	60.9	58.8
7	56.6	58.7	62.7	63.2	57.7	56.4	55.7
8	57.8	57.8	60.2	66.0	55.8	58.1	59.1
9	57.4	58.1	61.5	62.3	57.2	56.8	57.3
10	57.1	57.1	59.8	62.5	57.3	57.5	57.8
11	57.5	57.2	59.9	62.5	56.7	58.3	58.6
12	56.7	55.6	59.0	60.6	56.6	57.2	58.1
13	59.2	55.0	60.8	60.2	57.5	58.4	60.1
14	57.9	57.3	62.4	61.6	57.2	58.0	60.5
15	57.8	57.6	62.3	62.6	58.1	57.9	59.5
16	59.7	58.9	63.3	61.5	59.6	57.8	58.9
17	59.2	59.9	62.9	62.1	59.3	58.6	59.9
18	59.9	62.5	63.7	63.6	58.7	59.8	61.0
19	59.7	59.8	64.3	60.5	60.0	61.0	61.0
20	62.3	60.2	63.2	60.1	59.0	61.7	61.5
21	61.8	59.7	64.2	61.0	63.4	63.0	62.5
22	62.0	61.8	64.5	64.5	62.5	62.9	63.1
23	63.7	63.6	64.8	64.3	64.5	63.4	65.6
24	65.5	64.3	61.5	61.6	58.8	62.1	67.7

10-12	57.2	56.4	59.5	61.5	56.8	57.8	58.5
14-16	58.8	58.2	62.7	62.0	59.0	57.9	59.2
0-24	59.0	58.8	62.0	62.1	58.6	58.9	60.7

85th %ile (ALL)	60.0
Weekday Inter-Peak	58.0

Lincolnshire ATC 26, A17

Produced by Road Data Services Ltd.


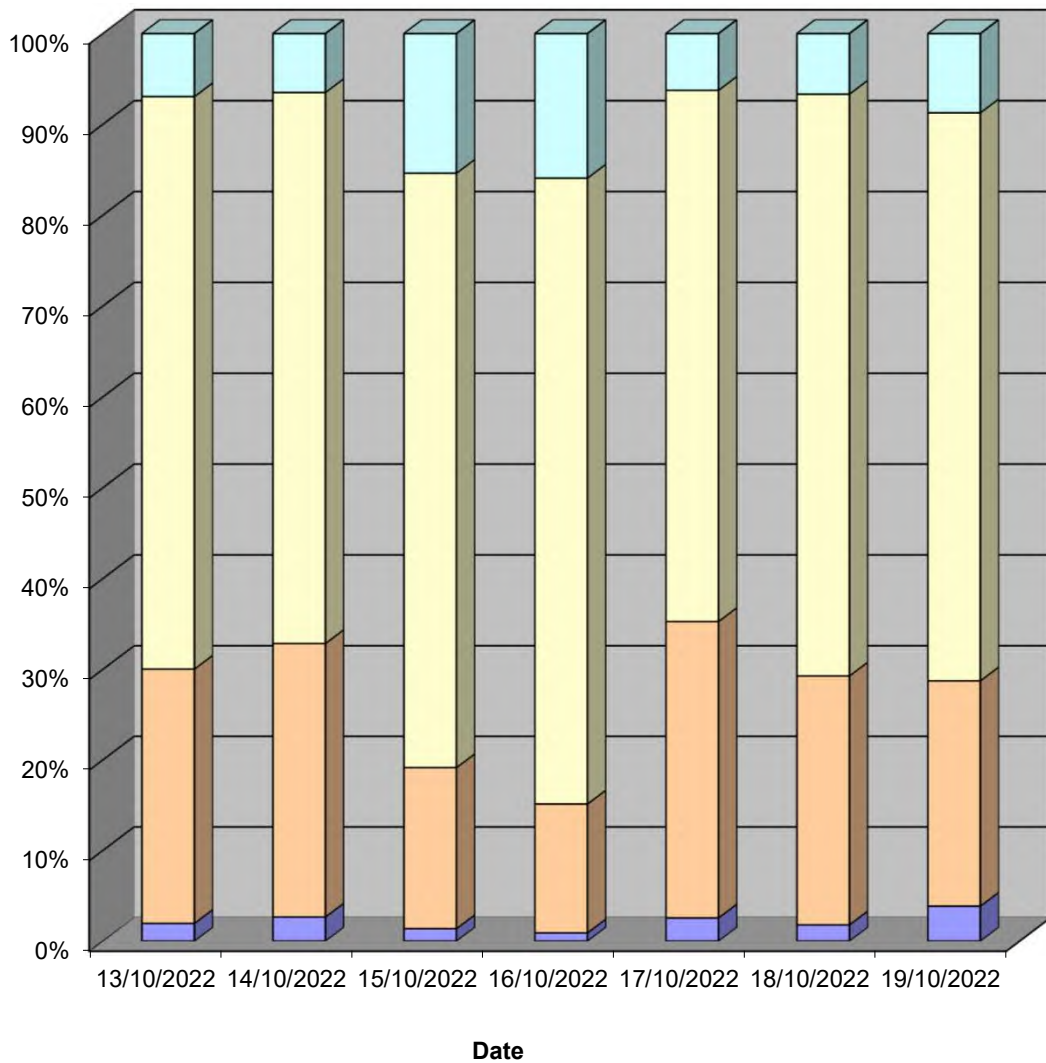
Channel 2 - Southeastbound

Speed Summary

Week 1

Speed (MPH)	13/10/2022 Thursday	14/10/2022 Friday	15/10/2022 Saturday	16/10/2022 Sunday	17/10/2022 Monday	18/10/2022 Tuesday	19/10/2022 Wednesday
0-40	211	316	106	68	272	189	422
40-50	3028	3582	1369	1066	3471	2890	2717
50-60	6792	7191	5039	5163	6202	6733	6828
60+	748	769	1183	1191	662	701	952
TOTAL	10779	11858	7697	7488	10607	10513	10919

Speed Summary (MPH)



Lincolnshire ATC 26, A17

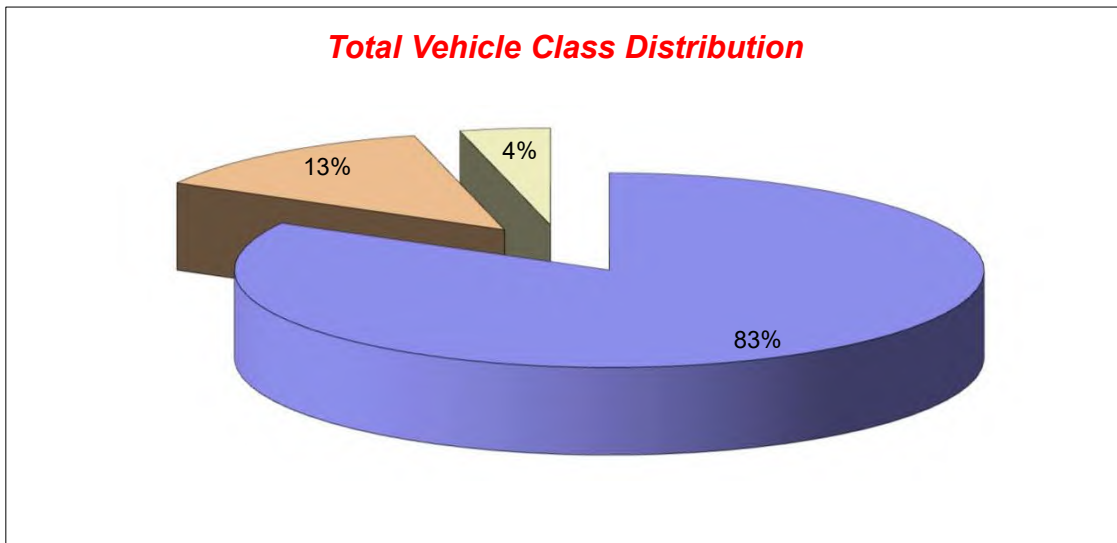
Produced by Road Data Services Ltd.

Channel 2 - Southeastbound

Vehicle Class

Week 1

Classes Day / Time	Car / LGV / Caravan - 1	OGV1 / Bus - 2,3,5,6,7,12	OGV2 - 4,8,9,10,11,13	TOTAL - 1-13
13/10/2022				
7-19	6680	1385	385	8450
6-22	7798	1533	441	9772
6-24	8024	1551	462	10037
0-24	8584	1635	560	10779
14/10/2022				
7-19	7945	1246	290	9481
6-22	9176	1396	339	10911
6-24	9399	1417	356	11172
0-24	9908	1501	449	11858
15/10/2022				
7-19	5385	638	119	6142
6-22	6078	753	149	6980
6-24	6287	788	163	7238
0-24	6625	849	223	7697
16/10/2022				
7-19	5263	634	111	6008
6-22	6129	741	140	7010
6-24	6275	756	146	7177
0-24	6517	783	188	7488
17/10/2022				
7-19	6970	1246	291	8507
6-22	8018	1401	341	9760
6-24	8188	1417	360	9965
0-24	8681	1484	442	10607
18/10/2022				
7-19	6766	1199	299	8264
6-22	7861	1377	349	9587
6-24	8031	1399	374	9804
0-24	8548	1490	475	10513
19/10/2022				
7-19	7100	1159	249	8508
6-22	8286	1297	292	9875
6-24	8536	1317	305	10158
0-24	9145	1396	378	10919
Average				
7-19	6587	1072	249	7909
6-22	7621	1214	293	9128
6-24	7820	1235	309	9364
0-24	8287	1305	388	9980



Lincolnshire ATC 28, A16

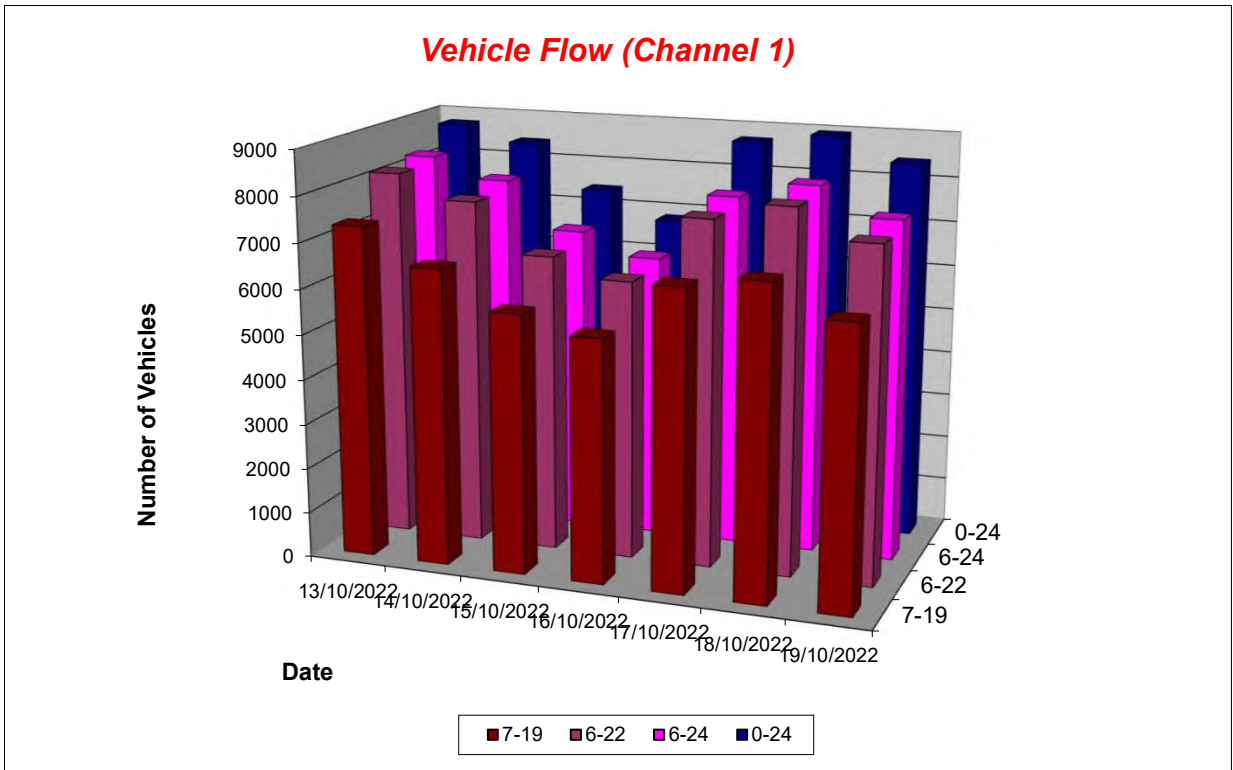
Produced by Road Data Services Ltd.

Channel 1 - Southbound

Vehicle Flow

Week 1

Hr Ending	13/10/2022 Thursday	14/10/2022 Friday	15/10/2022 Saturday	16/10/2022 Sunday	17/10/2022 Monday	18/10/2022 Tuesday	19/10/2022 Wednesday	Weekday Average	Average
1	47	55	64	71	38	51	61	50	55
2	28	44	46	49	50	45	51	44	45
3	44	63	41	46	60	63	69	60	55
4	44	55	69	43	92	86	77	71	67
5	56	74	84	78	191	152	132	121	110
6	261	290	309	217	485	392	506	387	351
7	290	422	283	154	506	547	594	472	399
8	785	697	312	218	663	794	843	756	616
9	767	754	396	258	548	758	740	713	603
10	694	588	499	442	622	641	635	636	589
11	617	627	593	579	634	582	500	592	590
12	598	582	584	525	544	445	414	517	527
13	510	389	499	467	429	453	394	435	449
14	626	480	597	446	555	514	550	545	538
15	544	415	524	503	455	561	380	471	483
16	498	405	453	522	502	510	404	464	471
17	611	641	454	580	606	558	409	565	551
18	665	654	500	498	650	678	495	628	591
19	425	326	317	330	385	348	395	376	361
20	278	316	242	321	227	300	294	283	283
21	178	212	188	196	214	214	205	205	201
22	98	161	146	141	110	121	127	123	129
23	52	107	128	84	97	89	95	88	93
24	47	62	87	54	59	50	68	57	61
7-19	7340	6558	5728	5368	6593	6842	6159	6698	6370
6-22	8184	7669	6587	6180	7650	8024	7379	7781	7382
6-24	8283	7838	6802	6318	7806	8163	7542	7926	7536
0-24	8763	8419	7415	6822	8722	8952	8438	8659	8219



Lincolnshire ATC 28, A16

Produced by Road Data Services Ltd.

Channel 1 - Southbound

Average Speed

Week 1

Hr Ending	13/10/2022 Thursday	14/10/2022 Friday	15/10/2022 Saturday	16/10/2022 Sunday	17/10/2022 Monday	18/10/2022 Tuesday	19/10/2022 Wednesday
1	60.2	59.4	60.6	62.6	60.1	58.9	59.2
2	57.8	59.5	59.9	59.4	59.2	61.5	57.3
3	59.5	60.3	60.0	60.7	60.0	62.0	62.1
4	59.3	58.0	62.7	62.8	60.3	60.7	59.4
5	56.3	58.4	61.4	60.7	59.5	60.9	58.7
6	55.4	57.1	58.8	61.0	57.1	57.5	57.6
7	50.5	53.7	59.3	61.2	51.0	48.8	51.8
8	52.5	53.7	59.1	61.8	52.4	51.6	52.5
9	53.3	53.0	57.8	60.9	54.5	51.8	55.1
10	54.5	54.7	58.3	59.0	54.4	55.0	54.7
11	53.2	54.6	58.4	59.2	54.3	53.8	54.7
12	53.7	52.8	58.3	58.5	54.9	56.5	56.0
13	55.7	54.9	57.0	57.5	54.6	54.4	52.8
14	55.4	54.1	57.4	59.3	56.1	56.0	55.1
15	54.4	55.0	57.6	58.3	54.2	55.1	50.8
16	55.6	56.1	59.7	60.0	56.3	55.9	55.2
17	57.6	57.3	60.4	60.2	57.2	56.9	55.8
18	56.7	59.0	59.3	58.9	55.6	56.2	56.4
19	54.7	57.5	58.4	58.3	55.1	57.8	57.1
20	56.9	57.4	59.8	58.7	57.6	57.5	57.4
21	57.7	59.9	59.8	58.5	57.7	58.7	59.5
22	58.5	58.5	60.5	58.7	59.5	60.3	60.4
23	56.7	61.1	61.3	60.7	60.1	58.2	61.6
24	60.8	61.8	62.3	58.8	61.1	56.9	61.8

10-12	53.5	53.7	58.3	58.9	54.6	55.0	55.3
14-16	55.0	55.5	58.6	59.2	55.3	55.5	53.1
0-24	54.9	55.6	58.8	59.3	55.4	55.1	55.3

Average (ALL)	56.2
Weekday Inter-Peak	54.6

Channel 1 - Southbound

85th Percentile

Hr Ending	13/10/2022 Thursday	14/10/2022 Friday	15/10/2022 Saturday	16/10/2022 Sunday	17/10/2022 Monday	18/10/2022 Tuesday	19/10/2022 Wednesday
1	69.5	67.7	68.6	71.5	69.8	67.2	65.8
2	63.2	68.0	68.6	67.9	67.4	70.4	64.6
3	66.1	68.7	70.0	68.9	68.2	71.1	70.5
4	66.3	65.5	73.1	72.4	68.1	69.6	68.2
5	62.6	65.6	70.6	69.6	67.6	69.1	66.4
6	61.5	63.9	66.1	68.3	64.1	64.5	64.4
7	61.5	61.3	67.3	69.5	60.8	62.2	62.3
8	58.7	61.2	67.4	70.3	58.9	59.0	59.3
9	60.4	62.7	65.9	68.6	61.8	63.2	61.4
10	61.0	62.1	65.0	67.0	62.9	60.7	62.0
11	61.1	61.7	65.3	66.4	62.8	63.3	61.7
12	62.6	63.4	65.4	66.2	61.4	64.5	62.5
13	63.6	62.7	65.4	65.4	63.9	64.2	62.5
14	62.4	63.6	65.2	66.1	63.4	63.5	62.1
15	64.5	62.5	64.9	65.7	64.4	64.5	62.9
16	65.1	63.7	67.4	67.5	63.8	66.2	61.8
17	64.2	65.1	67.5	67.8	63.6	66.1	61.7
18	64.7	65.7	66.1	65.5	64.4	62.8	63.0
19	63.3	65.2	65.4	65.2	62.0	65.5	62.9
20	63.3	65.9	67.2	67.0	64.6	65.6	64.5
21	65.2	68.5	67.5	65.3	65.6	66.8	67.4
22	66.5	65.7	69.2	66.6	67.0	68.6	68.4
23	65.1	68.8	70.1	68.9	68.3	64.7	70.8
24	68.7	70.6	71.8	65.7	69.4	67.0	71.3

10-12	61.9	62.7	65.3	66.4	62.2	64.0	62.1
14-16	64.8	63.1	66.2	66.7	64.3	65.4	63.1
0-24	63.0	64.1	66.5	67.0	63.6	64.5	63.4

85th %ile (ALL)	64.7
Weekday Inter-Peak	63.4

Lincolnshire ATC 28, A16

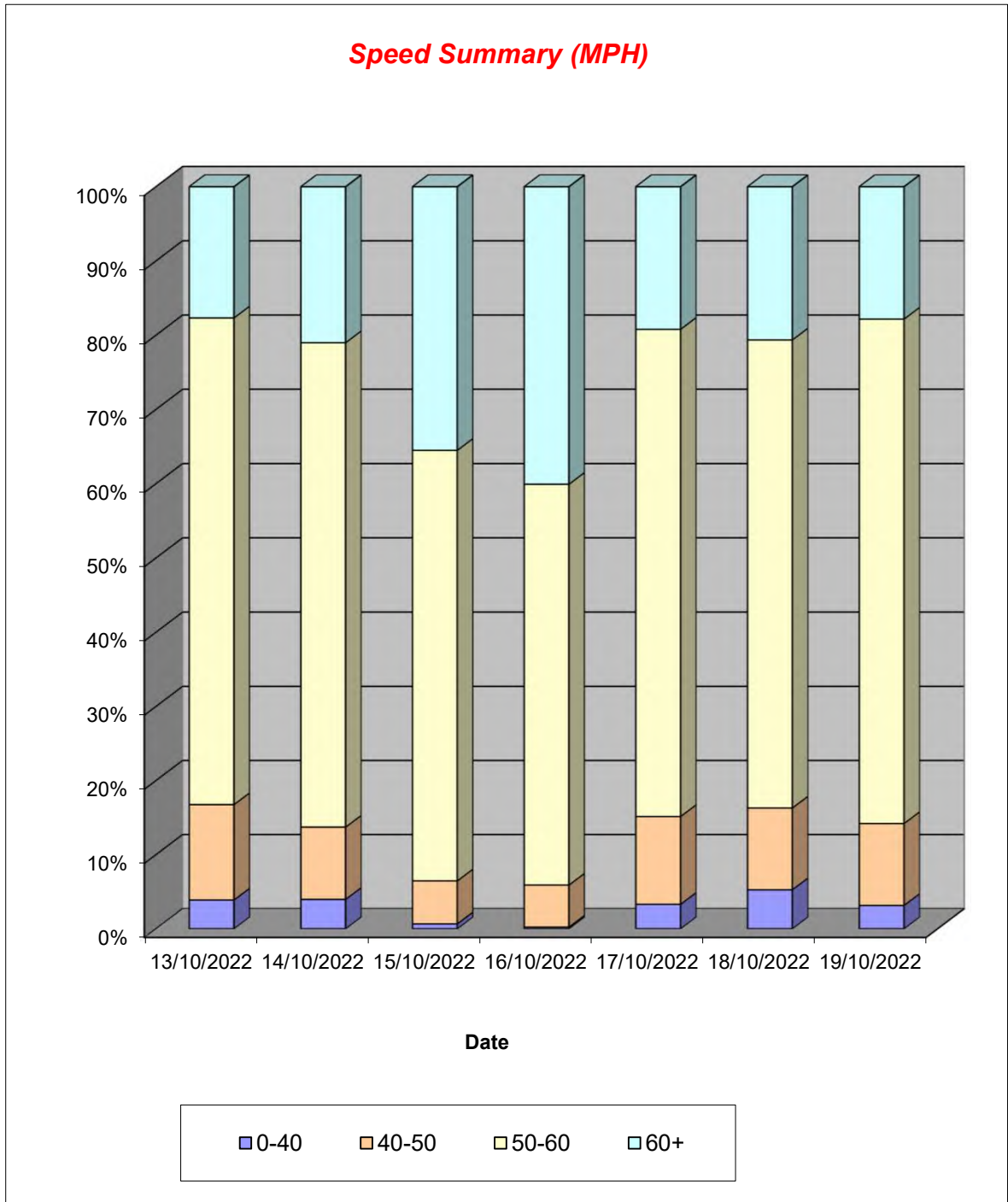
Produced by Road Data Services Ltd.

Channel 1 - Southbound

Speed Summary

Week 1

Speed (MPH)	13/10/2022 Thursday	14/10/2022 Friday	15/10/2022 Saturday	16/10/2022 Sunday	17/10/2022 Monday	18/10/2022 Tuesday	19/10/2022 Wednesday
0-40	341	335	50	16	289	472	267
40-50	1128	821	430	387	1033	988	932
50-60	5746	5495	4303	3686	5726	5645	5735
60+	1548	1768	2632	2733	1674	1847	1504
TOTAL	8763	8419	7415	6822	8722	8952	8438



Lincolnshire ATC 28, A16

Produced by Road Data Services Ltd.

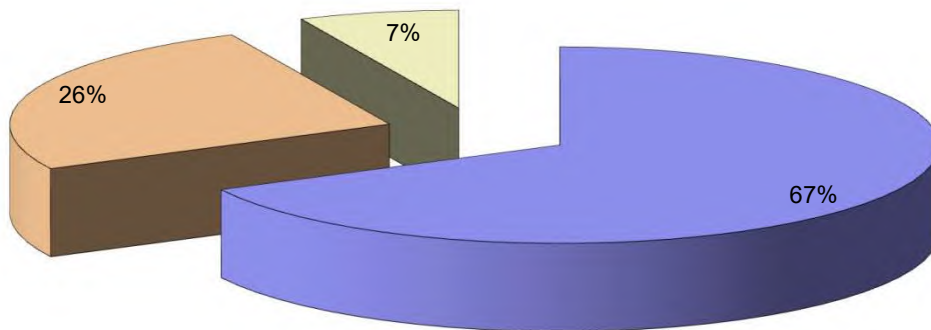
Channel 1 - Southbound

Vehicle Class

Week 1

Classes Day / Time	Car / LGV / Caravan - 1	OGV1 / Bus - 2,3,5,6,7,12	OGV2 - 4,8,9,10,11,13	TOTAL - 1-13
13/10/2022				
7-19	4793	2099	448	7340
6-22	5323	2321	540	8184
6-24	5383	2346	554	8283
0-24	5656	2459	648	8763
14/10/2022				
7-19	4501	1700	357	6558
6-22	5234	1981	454	7669
6-24	5349	2013	476	7838
0-24	5705	2126	588	8419
15/10/2022				
7-19	4210	1289	229	5728
6-22	4797	1511	279	6587
6-24	4947	1557	298	6802
0-24	5341	1709	365	7415
16/10/2022				
7-19	4058	1118	192	5368
6-22	4630	1304	246	6180
6-24	4723	1327	268	6318
0-24	5069	1421	332	6822
17/10/2022				
7-19	4356	1831	406	6593
6-22	5046	2105	499	7650
6-24	5143	2141	522	7806
0-24	5720	2363	639	8722
18/10/2022				
7-19	4478	1942	422	6842
6-22	5281	2237	506	8024
6-24	5368	2258	537	8163
0-24	5865	2442	645	8952
19/10/2022				
7-19	4026	1701	432	6159
6-22	4825	2012	542	7379
6-24	4920	2046	576	7542
0-24	5480	2249	709	8438
Average				
7-19	4346	1669	355	6370
6-22	5019	1924	438	7382
6-24	5119	1955	462	7536
0-24	5548	2110	561	8219

Total Vehicle Class Distribution



Lincolnshire ATC 28, A16

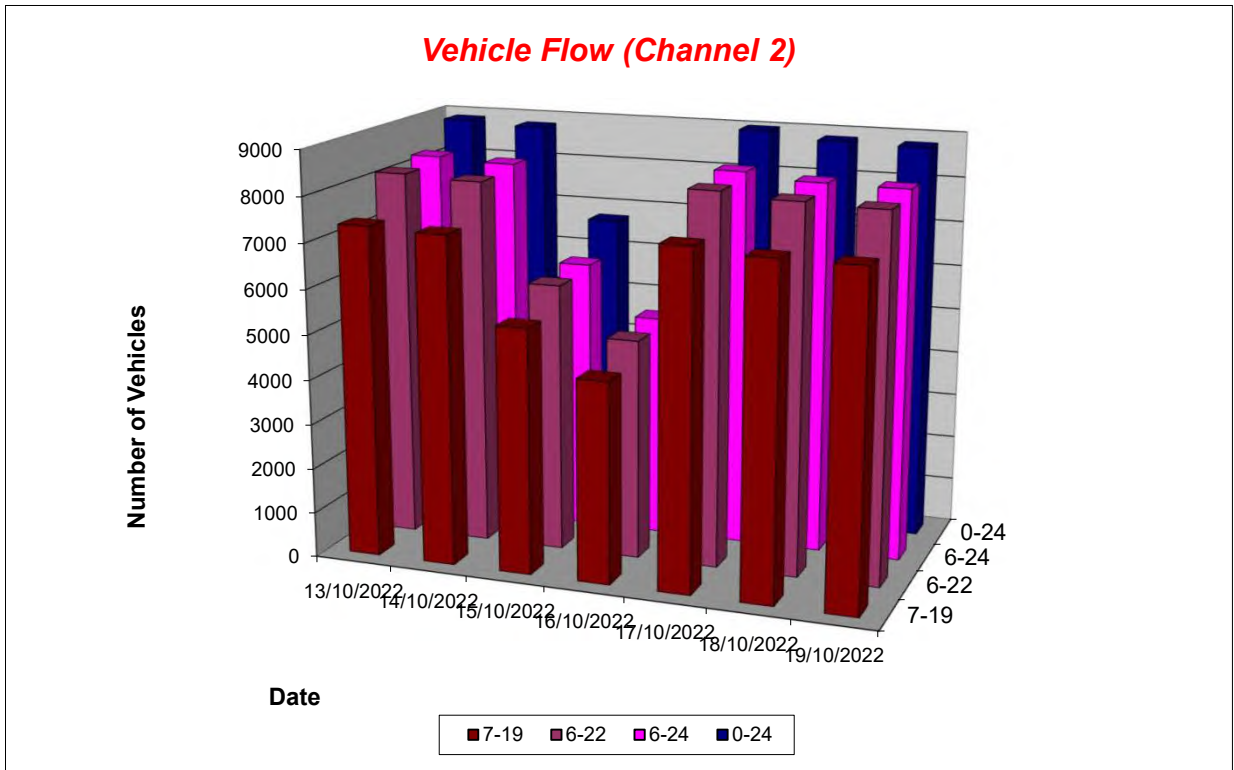
Produced by Road Data Services Ltd.

Channel 2 - Northbound

Vehicle Flow

Week 1

Hr Ending	13/10/2022 Thursday	14/10/2022 Friday	15/10/2022 Saturday	16/10/2022 Sunday	17/10/2022 Monday	18/10/2022 Tuesday	19/10/2022 Wednesday	Weekday Average	Average
1	39	48	64	68	43	43	38	42	49
2	31	27	83	61	34	36	33	32	44
3	60	67	105	62	61	53	51	58	66
4	84	86	118	68	92	93	90	89	90
5	96	84	134	59	87	94	88	90	92
6	274	269	164	71	307	297	303	290	241
7	329	308	143	94	301	333	287	312	256
8	393	354	140	87	409	381	391	386	308
9	604	559	250	146	602	574	601	588	477
10	594	612	401	247	612	629	603	610	528
11	567	539	470	420	544	558	524	546	517
12	444	439	410	417	427	441	444	439	432
13	473	473	450	404	450	441	425	452	445
14	562	558	557	441	560	556	548	557	540
15	727	733	673	610	773	695	736	733	707
16	725	744	586	477	765	758	731	745	684
17	924	942	644	510	951	881	928	925	826
18	844	823	504	406	841	876	862	849	737
19	497	513	350	292	499	517	501	505	453
20	204	219	159	127	206	220	211	212	192
21	192	189	145	135	183	175	189	186	173
22	102	107	76	75	121	97	100	105	97
23	70	69	53	34	78	61	75	71	63
24	39	37	40	32	38	29	44	37	37
7-19	7354	7289	5435	4457	7433	7307	7294	7335	6653
6-22	8181	8112	5958	4888	8244	8132	8081	8150	7371
6-24	8290	8218	6051	4954	8360	8222	8200	8258	7471
0-24	8874	8799	6719	5343	8984	8838	8803	8860	8051



Lincolnshire ATC 28, A16

Produced by Road Data Services Ltd.

Channel 2 - Northbound

Average Speed

Week 1

Hr Ending	13/10/2022 Thursday	14/10/2022 Friday	15/10/2022 Saturday	16/10/2022 Sunday	17/10/2022 Monday	18/10/2022 Tuesday	19/10/2022 Wednesday
1	57.0	58.0	52.3	53.8	59.7	59.8	57.4
2	62.2	62.9	52.9	55.5	63.3	61.9	62.1
3	63.3	65.2	52.3	52.6	64.1	65.1	64.0
4	60.7	63.5	53.1	52.9	61.1	63.4	62.0
5	61.2	61.0	54.1	52.2	60.8	61.7	61.3
6	57.2	57.7	52.6	52.6	58.0	57.8	57.1
7	48.9	48.0	53.8	50.7	48.6	48.1	47.9
8	50.7	51.7	53.8	53.3	51.7	50.9	50.8
9	51.7	51.2	53.5	52.5	51.6	51.0	51.5
10	55.1	54.8	53.5	53.9	54.5	54.2	54.7
11	53.1	54.8	52.4	53.9	54.6	54.4	54.9
12	56.5	57.0	52.2	52.7	56.6	56.6	56.6
13	50.4	49.5	53.5	53.3	49.6	49.6	50.2
14	48.9	49.0	52.6	52.9	48.4	48.8	48.3
15	50.1	50.4	53.1	52.0	50.4	50.3	50.5
16	50.8	51.1	53.7	53.2	51.2	51.7	51.6
17	46.2	46.0	52.2	53.4	46.5	47.0	46.5
18	51.3	51.3	53.4	53.1	51.0	51.0	50.8
19	52.1	52.5	52.9	53.5	52.8	52.9	52.7
20	54.4	53.5	53.9	53.6	53.7	54.7	53.7
21	58.8	59.1	52.5	53.4	59.5	58.0	58.6
22	59.1	58.6	52.4	53.1	60.1	60.1	59.9
23	59.2	60.5	56.8	51.6	59.8	60.6	59.1
24	62.0	57.1	52.9	51.9	60.8	61.9	59.6

10-12	54.6	55.8	52.3	53.3	55.5	55.3	55.7
14-16	50.4	50.7	53.4	52.5	50.8	51.0	51.1
0-24	52.0	52.1	53.0	53.1	52.2	52.2	52.1

Average (ALL)	52.3
Weekday Inter-Peak	52.6

Channel 2 - Northbound

85th Percentile

Hr Ending	13/10/2022 Thursday	14/10/2022 Friday	15/10/2022 Saturday	16/10/2022 Sunday	17/10/2022 Monday	18/10/2022 Tuesday	19/10/2022 Wednesday
1	64.6	64.9	60.1	61.2	68.0	68.6	65.3
2	70.6	71.1	62.7	64.3	71.8	69.8	70.8
3	72.3	74.0	59.2	59.6	75.1	76.6	73.8
4	69.8	74.3	60.8	61.2	70.0	72.1	71.9
5	69.3	68.7	64.3	59.8	68.4	70.1	69.5
6	63.6	65.0	60.9	59.9	65.4	65.1	63.8
7	61.4	60.9	61.9	57.6	61.1	60.3	60.5
8	58.4	58.6	64.3	61.4	59.2	58.9	58.4
9	63.4	62.8	62.6	59.7	63.1	62.9	63.6
10	60.5	60.0	62.3	62.3	59.7	59.3	60.1
11	62.9	63.7	60.7	62.1	64.1	64.1	64.1
12	64.2	65.0	59.6	60.2	64.7	64.5	64.3
13	58.4	58.1	62.7	62.3	57.8	57.6	58.2
14	57.5	57.1	61.5	60.6	57.3	56.9	56.5
15	56.9	56.6	61.2	60.2	57.0	56.4	57.0
16	59.2	58.8	62.2	61.6	59.1	60.1	59.1
17	54.5	54.5	59.4	62.4	55.1	55.5	55.5
18	57.8	57.7	62.2	60.2	57.5	57.6	57.3
19	58.6	60.2	61.2	60.9	60.8	60.3	60.3
20	61.9	60.0	62.8	61.7	60.1	61.7	60.1
21	66.4	66.6	59.9	61.8	66.4	64.0	65.7
22	67.3	66.5	59.2	60.2	66.6	67.1	67.7
23	67.8	70.0	69.0	57.9	69.4	70.5	66.8
24	70.0	65.1	59.8	58.1	69.9	69.6	66.8

10-12	63.7	64.4	60.2	61.2	64.5	64.3	64.3
14-16	58.1	57.7	61.7	60.8	58.1	58.4	58.1
0-24	61.1	61.2	61.5	61.2	61.3	61.3	61.2

85th %ile (ALL)	61.2
Weekday Inter-Peak	60.9

Lincolnshire ATC 28, A16

Produced by Road Data Services Ltd.

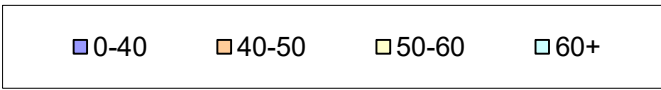
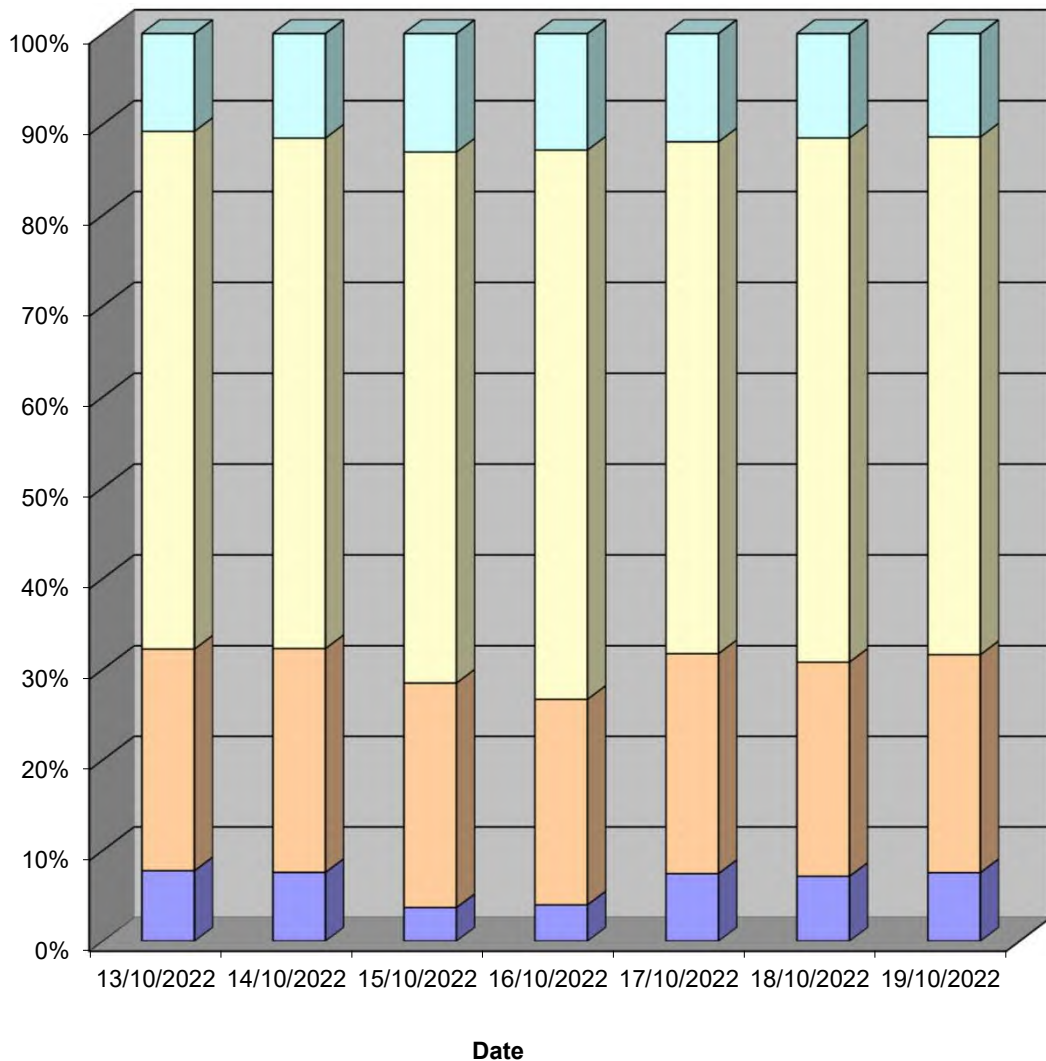
Channel 2 - Northbound

Speed Summary

Week 1

Speed (MPH)	13/10/2022 Thursday	14/10/2022 Friday	15/10/2022 Saturday	16/10/2022 Sunday	17/10/2022 Monday	18/10/2022 Tuesday	19/10/2022 Wednesday
0-40	690	668	249	214	670	633	666
40-50	2172	2175	1666	1213	2182	2090	2119
50-60	5057	4944	3928	3231	5062	5100	5016
60+	955	1012	876	685	1070	1015	1002
TOTAL	8874	8799	6719	5343	8984	8838	8803

Speed Summary (MPH)



Lincolnshire ATC 28, A16

Produced by Road Data Services Ltd.

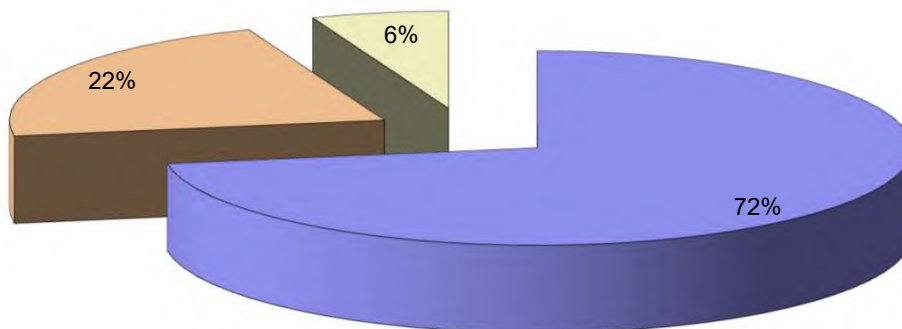
Channel 2 - Northbound

Vehicle Class

Week 1

Classes Day / Time	Car / LGV / Caravan - 1	OGV1 / Bus - 2,3,5,6,7,12	OGV2 - 4,8,9,10,11,13	TOTAL - 1-13
13/10/2022				
7-19	5341	1586	427	7354
6-22	5913	1792	476	8181
6-24	5977	1818	495	8290
0-24	6338	1950	586	8874
14/10/2022				
7-19	5258	1606	425	7289
6-22	5780	1860	472	8112
6-24	5850	1884	484	8218
0-24	6231	2012	556	8799
15/10/2022				
7-19	4312	880	243	5435
6-22	4682	1010	266	5958
6-24	4739	1028	284	6051
0-24	5160	1184	375	6719
16/10/2022				
7-19	3416	867	174	4457
6-22	3716	977	195	4888
6-24	3743	1001	210	4954
0-24	4044	1049	250	5343
17/10/2022				
7-19	5397	1651	385	7433
6-22	5950	1870	424	8244
6-24	6011	1908	441	8360
0-24	6404	2068	512	8984
18/10/2022				
7-19	5355	1567	385	7307
6-22	5914	1792	426	8132
6-24	5954	1828	440	8222
0-24	6325	1995	518	8838
19/10/2022				
7-19	5297	1607	390	7294
6-22	5842	1811	428	8081
6-24	5915	1844	441	8200
0-24	6287	1985	531	8803
Average				
7-19	4911	1395	347	6653
6-22	5400	1587	384	7371
6-24	5456	1616	399	7471
0-24	5827	1749	475	8051

Total Vehicle Class Distribution



Lincolnshire ATC 29, Common Road

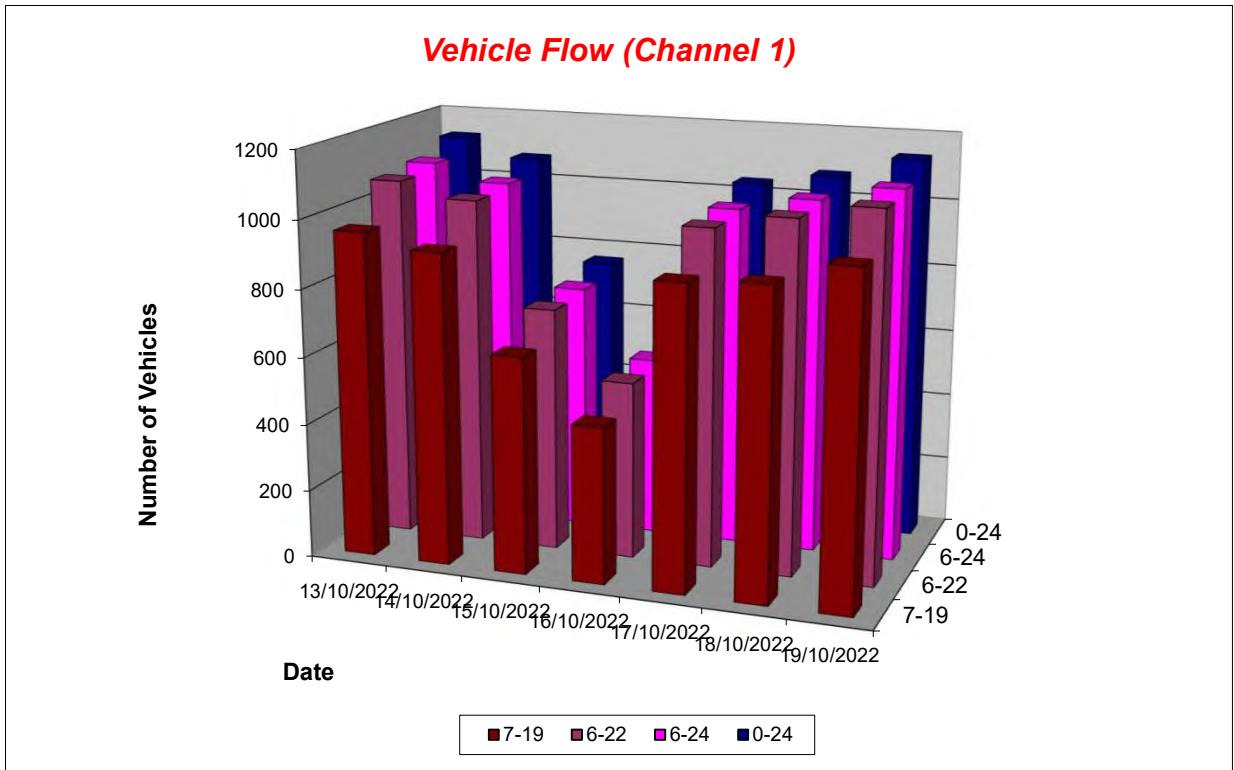
Produced by Road Data Services Ltd.

Channel 1 - Northbound

Vehicle Flow

Week 1

Hr Ending	13/10/2022 Thursday	14/10/2022 Friday	15/10/2022 Saturday	16/10/2022 Sunday	17/10/2022 Monday	18/10/2022 Tuesday	19/10/2022 Wednesday	Weekday Average	Average
1	0	3	0	1	2	0	2	1	1
2	2	2	4	4	0	1	0	1	2
3	2	2	0	2	3	0	1	2	1
4	3	2	0	3	0	1	2	2	2
5	9	5	1	2	3	4	4	5	4
6	28	23	25	20	26	22	36	27	26
7	49	59	33	22	57	67	54	57	49
8	92	96	46	17	96	99	94	95	77
9	100	110	53	22	90	88	90	96	79
10	68	57	58	43	57	67	76	65	61
11	67	49	60	42	54	51	56	55	54
12	65	60	63	51	69	71	67	66	64
13	57	60	62	47	65	56	84	64	62
14	70	53	46	51	79	55	51	62	58
15	82	64	54	32	59	108	87	80	69
16	105	101	57	44	82	82	85	91	79
17	94	117	40	33	81	70	95	91	76
18	96	83	62	40	89	71	100	88	77
19	66	71	40	40	69	86	85	75	65
20	28	26	21	19	22	27	22	25	24
21	21	11	18	13	16	22	21	18	17
22	9	9	9	10	10	18	14	12	11
23	13	6	2	5	8	6	9	8	7
24	3	5	8	2	2	3	3	3	4
7-19	962	921	641	462	890	904	970	929	821
6-22	1069	1026	722	526	995	1038	1081	1042	922
6-24	1085	1037	732	533	1005	1047	1093	1053	933
0-24	1129	1074	762	565	1039	1075	1138	1091	969



Lincolnshire ATC 29, Common Road

Produced by Road Data Services Ltd.

Channel 1 - Northbound

Average Speed

Week 1

Hr Ending	13/10/2022 Thursday	14/10/2022 Friday	15/10/2022 Saturday	16/10/2022 Sunday	17/10/2022 Monday	18/10/2022 Tuesday	19/10/2022 Wednesday
1	-	56.0	-	53.6	40.9	-	64.0
2	48.5	49.2	46.7	57.1	-	69.4	-
3	55.4	53.3	-	57.0	65.4	-	72.8
4	57.7	50.2	-	54.8	-	68.7	60.4
5	50.2	51.8	49.2	54.7	63.6	51.3	50.1
6	55.0	58.6	58.8	55.7	56.4	54.6	59.0
7	54.1	52.1	50.3	51.7	54.7	52.0	56.9
8	53.1	54.8	52.8	58.2	55.5	55.1	55.6
9	54.6	54.0	57.1	56.4	55.8	55.1	57.0
10	50.7	52.4	54.2	54.9	51.4	52.7	53.0
11	52.1	50.1	54.5	54.7	48.8	46.8	48.9
12	50.9	51.4	56.4	53.5	48.0	48.9	53.1
13	51.6	52.4	55.5	58.6	53.1	51.3	52.0
14	49.6	52.4	55.9	54.2	49.7	51.2	52.7
15	51.4	52.6	56.0	55.0	49.7	55.1	50.4
16	55.2	55.9	56.2	59.9	56.3	56.5	53.3
17	55.8	56.8	56.8	57.9	55.1	55.4	56.4
18	57.9	56.8	61.9	59.5	55.4	55.2	51.1
19	57.2	55.7	56.4	54.7	57.8	55.9	54.6
20	56.3	54.9	52.0	52.6	56.6	54.5	55.9
21	54.2	56.9	59.6	57.3	54.2	55.2	57.1
22	60.8	60.0	58.5	57.2	63.2	48.8	55.2
23	54.9	62.7	47.8	46.9	59.9	59.0	53.9
24	52.7	57.0	53.9	55.0	67.6	60.9	74.5

10-12	51.5	50.8	55.5	54.0	48.4	48.0	51.2
14-16	53.5	54.6	56.1	57.8	53.5	55.7	51.8
0-24	53.8	54.4	55.9	55.9	53.8	53.7	53.9

Average (ALL)	54.3
Weekday Inter-Peak	52.3

Channel 1 - Northbound

85th Percentile

Hr Ending	13/10/2022 Thursday	14/10/2022 Friday	15/10/2022 Saturday	16/10/2022 Sunday	17/10/2022 Monday	18/10/2022 Tuesday	19/10/2022 Wednesday
1	-	58.6	-	-	44.2	-	69.0
2	54.1	56.9	59.1	66.3	-	-	-
3	63.1	63.1	-	66.7	69.1	-	-
4	67.6	50.7	-	58.2	-	-	67.1
5	55.4	56.8	-	59.1	71.8	55.5	54.8
6	62.7	69.6	69.5	66.1	65.2	60.7	70.1
7	65.7	64.7	59.3	66.0	65.0	61.7	66.8
8	64.7	69.3	65.4	72.4	64.8	64.4	66.6
9	64.1	66.4	69.8	66.8	64.9	68.4	68.3
10	62.4	62.6	66.7	65.1	62.5	63.8	64.2
11	64.7	62.8	66.6	62.4	61.1	58.7	57.6
12	62.4	63.7	67.8	65.3	60.6	63.3	68.8
13	64.0	64.9	66.9	70.7	66.6	63.2	65.5
14	63.1	64.4	64.5	64.6	62.0	64.6	64.6
15	63.7	66.0	67.3	65.2	61.8	68.0	63.5
16	66.6	68.8	67.1	69.3	68.7	67.0	64.2
17	66.4	68.5	66.5	66.0	67.9	64.0	66.3
18	69.8	67.3	72.8	72.2	66.7	64.2	62.2
19	68.8	66.7	68.4	66.9	67.6	66.6	66.1
20	66.2	66.3	61.8	68.0	68.1	66.6	65.4
21	63.9	67.6	69.3	68.5	62.2	66.4	68.3
22	73.8	67.5	72.1	68.0	72.3	67.3	69.7
23	68.4	71.2	56.1	49.4	69.1	66.5	65.2
24	55.1	68.8	66.5	57.5	76.2	70.1	79.7

10-12	63.6	63.3	67.3	64.2	60.9	61.5	64.4
14-16	65.4	67.8	67.2	67.9	66.3	67.6	63.9
0-24	65.5	66.8	67.5	67.2	65.6	65.5	65.8

85th %ile (ALL)	66.2
Weekday Inter-Peak	65.1

Lincolnshire ATC 29, Common Road

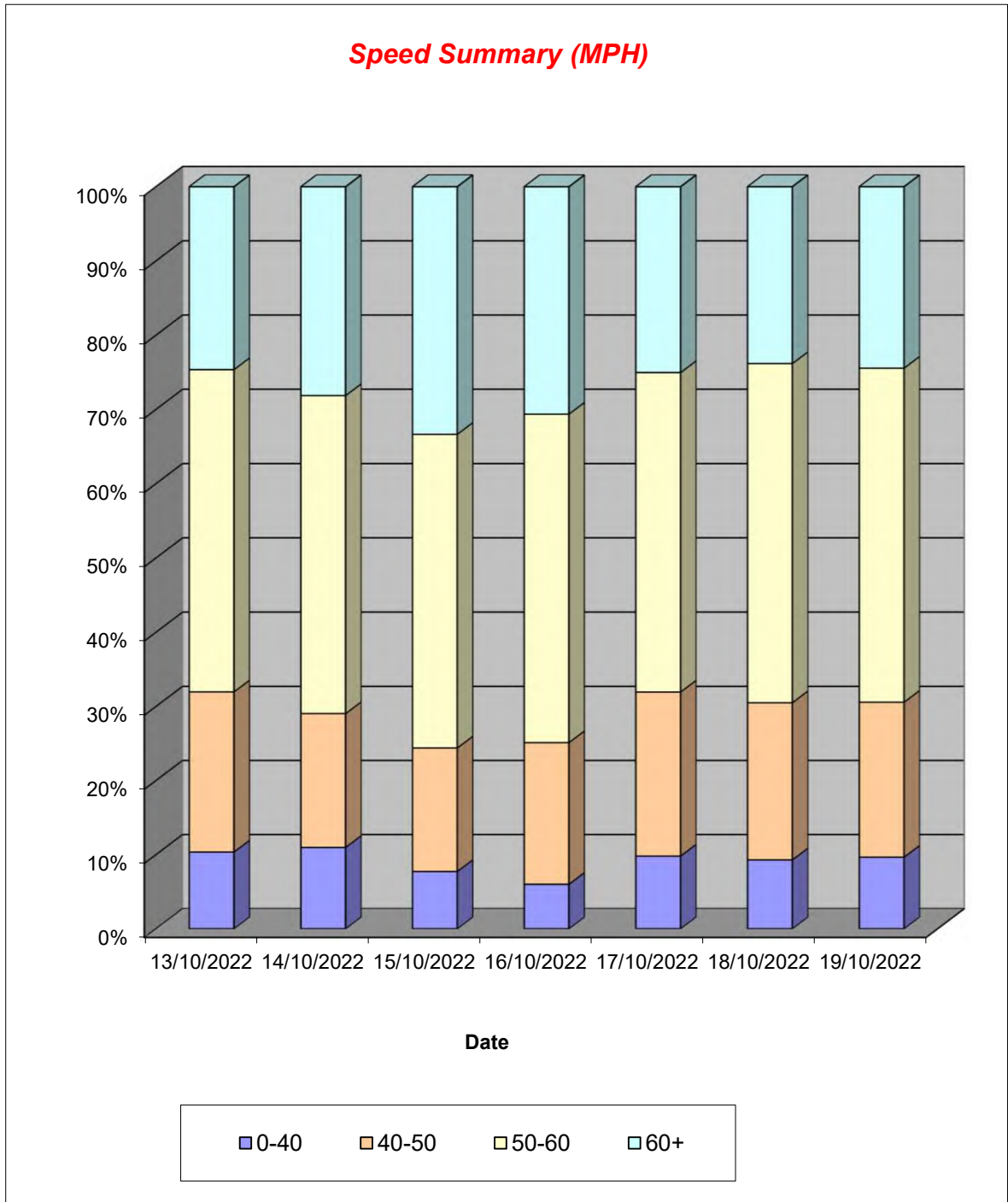
Produced by Road Data Services Ltd.

Channel 1 - Northbound

Speed Summary

Week 1

Speed (MPH)	13/10/2022 Thursday	14/10/2022 Friday	15/10/2022 Saturday	16/10/2022 Sunday	17/10/2022 Monday	18/10/2022 Tuesday	19/10/2022 Wednesday
0-40	117	118	59	34	102	100	110
40-50	244	194	127	108	230	228	238
50-60	490	460	322	250	447	491	512
60+	278	302	254	173	260	256	278
TOTAL	1129	1074	762	565	1039	1075	1138



Lincolnshire ATC 29, Common Road

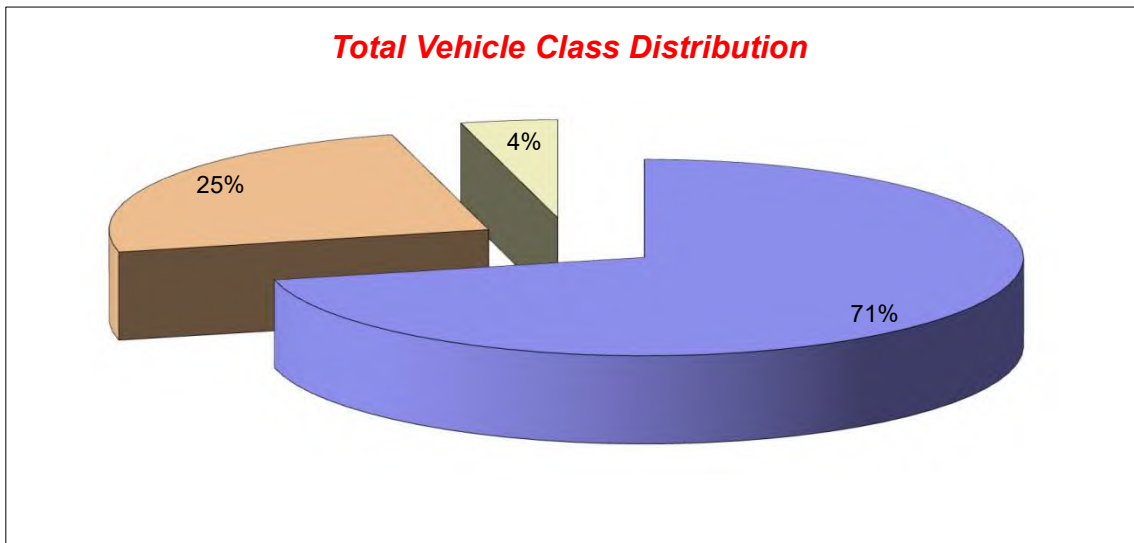
Produced by Road Data Services Ltd.

Channel 1 - Northbound

Vehicle Class

Week 1

Classes Day / Time	Car / LGV / Caravan - 1	OGV1 / Bus - 2,3,5,6,7,12	OGV2 - 4,8,9,10,11,13	TOTAL - 1-13
13/10/2022				
7-19	618	291	53	962
6-22	703	313	53	1069
6-24	716	315	54	1085
0-24	750	324	55	1129
14/10/2022				
7-19	620	252	49	921
6-22	699	275	52	1026
6-24	708	277	52	1037
0-24	727	292	55	1074
15/10/2022				
7-19	487	130	24	641
6-22	549	147	26	722
6-24	557	149	26	732
0-24	580	155	27	762
16/10/2022				
7-19	374	75	13	462
6-22	424	89	13	526
6-24	430	90	13	533
0-24	458	93	14	565
17/10/2022				
7-19	614	228	48	890
6-22	696	251	48	995
6-24	706	251	48	1005
0-24	732	259	48	1039
18/10/2022				
7-19	633	234	37	904
6-22	736	265	37	1038
6-24	741	269	37	1047
0-24	763	274	38	1075
19/10/2022				
7-19	704	226	40	970
6-22	787	253	41	1081
6-24	797	255	41	1093
0-24	827	269	42	1138
Average				
7-19	579	205	38	821
6-22	656	228	39	922
6-24	665	229	39	933
0-24	691	238	40	969



Lincolnshire ATC 29, Common Road

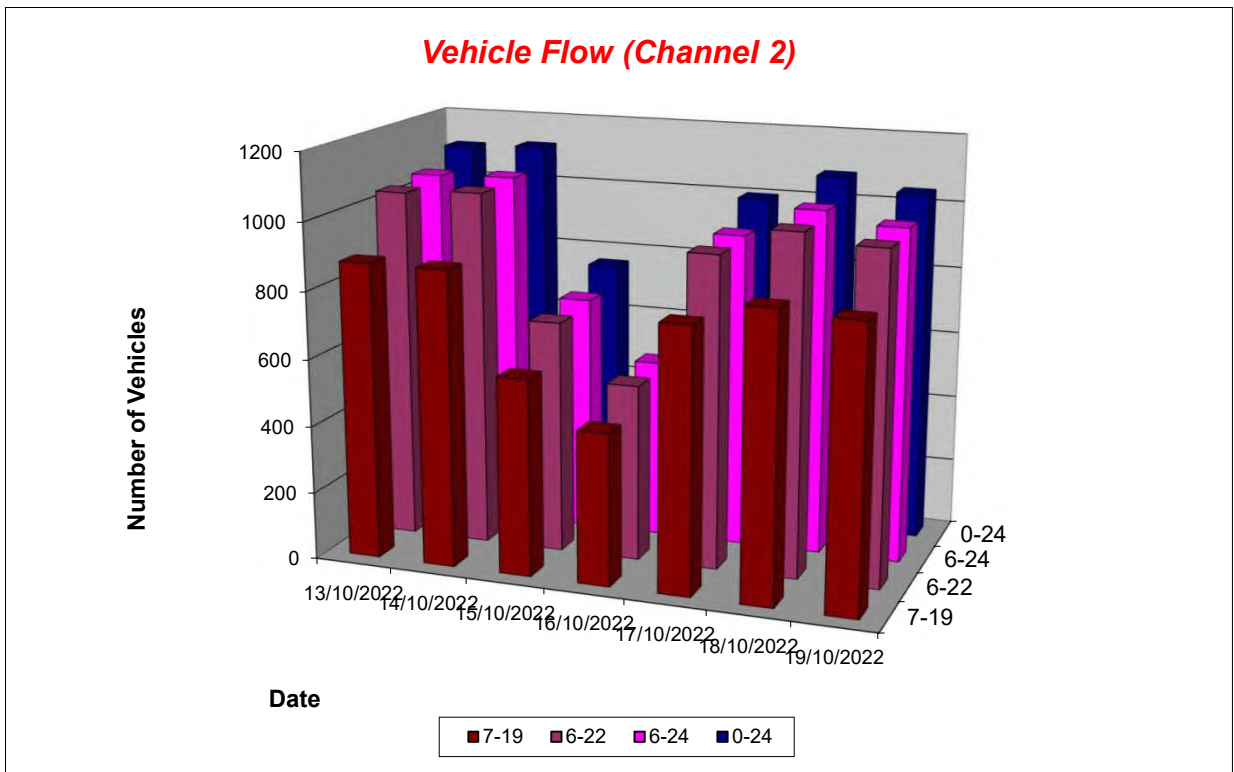
Produced by Road Data Services Ltd.

Channel 2 - Southbound

Vehicle Flow

Week 1

Hr Ending	13/10/2022 Thursday	14/10/2022 Friday	15/10/2022 Saturday	16/10/2022 Sunday	17/10/2022 Monday	18/10/2022 Tuesday	19/10/2022 Wednesday	Weekday Average	Average
1	1	1	3	0	3	2	1	2	2
2	1	2	1	1	2	2	1	2	1
3	1	3	0	0	0	3	0	1	1
4	1	1	1	2	3	1	1	1	1
5	6	6	3	2	6	4	7	6	5
6	42	43	47	21	51	45	44	45	42
7	88	109	60	25	86	102	87	94	80
8	94	79	40	15	71	116	100	92	74
9	75	84	49	18	83	65	72	76	64
10	72	67	35	25	57	75	62	67	56
11	64	53	33	39	55	48	50	54	49
12	58	67	51	24	39	52	57	55	50
13	52	56	55	43	72	49	63	58	56
14	66	69	50	45	46	63	59	61	57
15	82	67	52	55	57	55	67	66	62
16	63	77	59	49	57	69	75	68	64
17	84	86	61	41	83	84	83	84	75
18	100	97	60	45	100	101	95	99	85
19	69	76	38	51	60	69	49	65	59
20	41	32	22	23	34	25	32	33	30
21	18	26	16	19	11	21	20	19	19
22	15	9	9	7	15	12	7	12	11
23	6	3	6	4	7	12	9	7	7
24	7	4	9	3	1	5	2	4	4
7-19	879	878	583	450	780	846	832	843	750
6-22	1041	1054	690	524	926	1006	978	1001	888
6-24	1054	1061	705	531	934	1023	989	1012	900
0-24	1106	1117	760	557	999	1080	1043	1069	952



Lincolnshire ATC 29, Common Road

Produced by Road Data Services Ltd.

Channel 2 - Southbound

Average Speed

Week 1

Hr Ending	13/10/2022 Thursday	14/10/2022 Friday	15/10/2022 Saturday	16/10/2022 Sunday	17/10/2022 Monday	18/10/2022 Tuesday	19/10/2022 Wednesday
1	59.8	58.1	55.5	-	44.1	65.9	68.1
2	48.9	52.8	52.5	66.0	44.2	51.0	47.2
3	32.3	50.5	-	-	-	60.8	-
4	65.5	38.1	59.8	50.3	45.6	42.6	47.2
5	55.4	53.0	54.0	51.5	49.7	51.6	64.9
6	53.5	55.9	52.0	54.4	53.1	53.8	55.3
7	50.2	49.2	51.9	51.5	47.1	52.1	54.5
8	49.3	52.8	45.6	49.2	47.4	47.6	51.5
9	46.6	48.9	49.7	46.9	50.5	45.7	49.9
10	46.3	46.2	49.5	48.4	47.2	45.6	46.6
11	46.4	48.2	49.0	50.1	46.6	48.4	46.1
12	45.2	49.7	52.5	50.2	41.7	49.6	46.6
13	47.0	45.9	51.0	50.5	44.5	48.1	48.6
14	44.8	47.6	49.0	54.2	50.9	48.4	46.0
15	46.4	46.4	52.6	52.0	48.2	48.8	46.5
16	51.0	47.6	50.3	53.4	50.7	51.1	48.7
17	50.4	50.8	52.3	52.5	51.7	53.2	51.8
18	53.4	53.4	53.8	54.1	53.5	55.2	54.7
19	52.4	55.4	54.0	55.4	53.7	52.9	56.1
20	54.1	48.2	51.5	47.7	52.5	49.5	50.0
21	52.7	51.9	48.6	53.6	62.0	51.3	53.7
22	53.8	52.4	49.9	54.4	46.9	44.7	53.8
23	56.6	51.7	51.8	47.5	56.4	52.8	55.9
24	53.3	47.1	54.6	45.3	54.5	53.2	49.7

10-12	45.8	49.1	51.1	50.1	44.5	49.0	46.4
14-16	48.4	47.0	51.4	52.7	49.5	50.1	47.6
0-24	49.3	50.0	51.2	52.0	49.6	50.3	50.6

Average (ALL)	50.3
Weekday Inter-Peak	47.8

Channel 2 - Southbound

85th Percentile

Hr Ending	13/10/2022 Thursday	14/10/2022 Friday	15/10/2022 Saturday	16/10/2022 Sunday	17/10/2022 Monday	18/10/2022 Tuesday	19/10/2022 Wednesday
1	-	-	64.1	-	60.0	73.4	-
2	-	59.9	-	-	49.2	52.2	-
3	-	58.6	-	-	-	64.0	-
4	-	-	-	58.9	54.2	-	-
5	62.3	58.3	57.3	56.9	56.0	56.2	73.6
6	63.3	68.5	61.0	66.2	61.3	61.3	62.7
7	62.0	59.8	61.5	61.4	57.2	64.0	64.3
8	59.5	62.0	56.6	62.5	57.8	59.1	61.0
9	58.6	61.6	59.6	61.6	61.0	58.3	62.4
10	58.5	57.4	58.9	57.9	57.6	57.5	57.5
11	58.0	56.1	63.6	60.3	57.9	57.7	57.3
12	59.1	59.9	62.2	57.6	53.8	60.7	56.5
13	57.3	56.8	60.3	61.4	55.1	59.4	59.4
14	54.6	58.8	58.6	61.6	62.4	61.8	58.5
15	58.5	59.3	66.0	60.8	60.0	58.7	58.5
16	64.2	59.7	61.3	62.6	60.3	63.1	61.3
17	62.6	63.8	61.9	65.1	60.0	63.9	64.1
18	65.4	63.0	61.9	64.4	62.9	65.6	65.4
19	63.5	65.0	66.3	66.3	61.6	61.6	65.8
20	64.4	56.3	63.1	61.6	61.6	59.9	59.0
21	61.7	59.2	55.9	59.6	71.5	59.9	62.6
22	63.3	61.4	64.6	64.0	57.4	51.9	64.9
23	64.5	58.9	59.8	55.2	60.5	60.8	64.4
24	60.1	51.0	62.7	56.2	-	59.3	49.7

10-12	58.6	58.4	63.1	59.3	56.4	59.3	56.9
14-16	61.2	59.5	63.7	61.7	60.3	61.3	60.0
0-24	61.2	61.3	61.8	62.6	60.3	61.7	62.1

85th %ile (ALL)	61.6
Weekday Inter-Peak	59.5

Lincolnshire ATC 29, Common Road

Produced by Road Data Services Ltd.


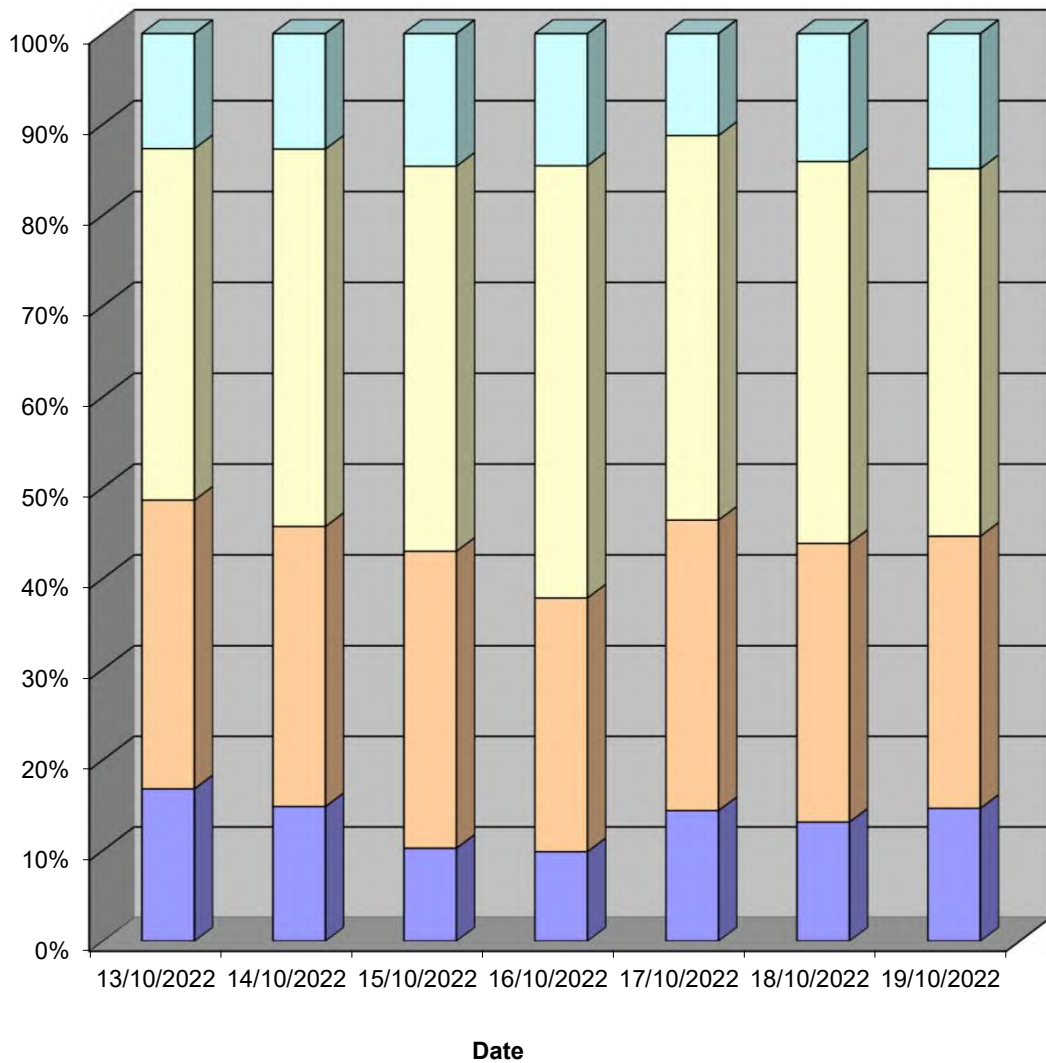
Channel 2 - Southbound

Speed Summary

Week 1

Speed (MPH)	13/10/2022 Thursday	14/10/2022 Friday	15/10/2022 Saturday	16/10/2022 Sunday	17/10/2022 Monday	18/10/2022 Tuesday	19/10/2022 Wednesday
0-40	186	166	78	55	144	142	153
40-50	352	345	249	156	320	332	313
50-60	428	464	322	265	423	454	422
60+	140	142	111	81	112	152	155
TOTAL	1106	1117	760	557	999	1080	1043

Speed Summary (MPH)



Lincolnshire ATC 29, Common Road

Produced by Road Data Services Ltd.

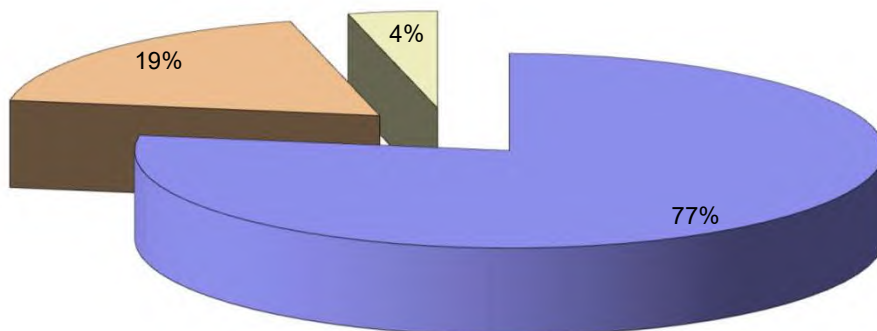
Channel 2 - Southbound

Vehicle Class

Week 1

Classes Day / Time	Car / LGV / Caravan - 1	OGV1 / Bus - 2,3,5,6,7,12	OGV2 - 4,8,9,10,11,13	TOTAL - 1-13
13/10/2022				
7-19	630	193	56	879
6-22	772	212	57	1041
6-24	782	215	57	1054
0-24	829	220	57	1106
14/10/2022				
7-19	637	195	46	878
6-22	786	222	46	1054
6-24	792	223	46	1061
0-24	839	230	48	1117
15/10/2022				
7-19	478	85	20	583
6-22	569	100	21	690
6-24	581	103	21	705
0-24	630	109	21	760
16/10/2022				
7-19	399	38	13	450
6-22	461	50	13	524
6-24	467	51	13	531
0-24	492	52	13	557
17/10/2022				
7-19	582	159	39	780
6-22	709	177	40	926
6-24	717	177	40	934
0-24	774	185	40	999
18/10/2022				
7-19	611	194	41	846
6-22	744	219	43	1006
6-24	758	222	43	1023
0-24	812	225	43	1080
19/10/2022				
7-19	614	185	33	832
6-22	732	212	34	978
6-24	740	215	34	989
0-24	789	220	34	1043
Average				
7-19	564	150	35	750
6-22	682	170	36	888
6-24	691	172	36	900
0-24	738	177	37	952

Total Vehicle Class Distribution



Lincolnshire ATC 30

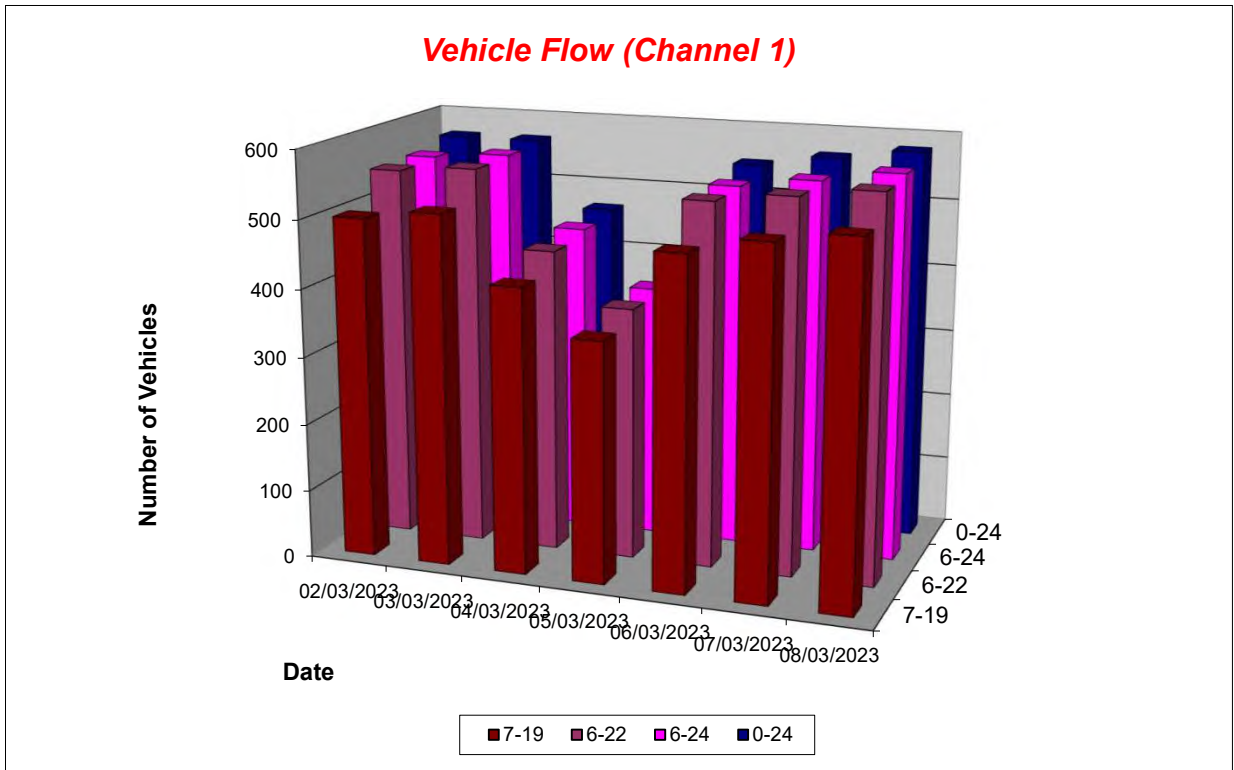
Produced by Road Data Services Ltd.

Channel 1 - Northbound

Vehicle Flow

Week 1

Hr Ending	02/03/2023 Thursday	03/03/2023 Friday	04/03/2023 Saturday	05/03/2023 Sunday	06/03/2023 Monday	07/03/2023 Tuesday	08/03/2023 Wednesday	Weekday Average	Average
1	1	0	0	0	0	0	2	1	0
2	0	0	0	1	0	1	1	0	0
3	0	0	1	0	0	0	0	0	0
4	1	0	2	0	1	1	0	1	1
5	1	1	1	4	4	1	3	2	2
6	11	4	4	2	7	11	6	8	6
7	19	14	6	2	24	16	18	18	14
8	40	43	13	9	48	37	50	44	34
9	63	79	30	19	55	81	79	71	58
10	48	38	41	42	47	42	35	42	42
11	37	48	60	45	35	41	31	38	42
12	38	30	58	52	31	36	39	35	41
13	31	47	48	46	37	36	35	37	40
14	33	29	48	33	42	38	34	35	37
15	37	34	32	25	32	38	32	35	33
16	67	52	26	26	62	44	52	55	47
17	46	42	23	26	42	56	58	49	42
18	32	42	25	18	33	33	55	39	34
19	29	31	16	13	21	27	25	27	23
20	16	15	10	3	14	11	8	13	11
21	8	14	7	7	4	10	10	9	9
22	6	1	4	6	8	3	2	4	4
23	2	2	6	3	1	2	4	2	3
24	0	0	4	0	0	0	1	0	1
7-19	501	515	420	354	485	509	525	507	473
6-22	550	559	447	372	535	549	563	551	511
6-24	552	581	457	375	536	551	568	554	514
0-24	566	566	465	382	548	565	580	565	525



Lincolnshire ATC 30

Produced by Road Data Services Ltd.

Channel 1 - Northbound

Average Speed

Week 1

Hr Ending	02/03/2023 Thursday	03/03/2023 Friday	04/03/2023 Saturday	05/03/2023 Sunday	06/03/2023 Monday	07/03/2023 Tuesday	08/03/2023 Wednesday
1	38.2	-	-	-	-	-	41.2
2	-	-	-	42.8	-	36.5	40.6
3	-	-	30.5	-	-	-	-
4	55.6	-	50.0	-	50.6	55.1	-
5	44.6	48.5	37.9	46.2	45.5	54.4	49.6
6	43.1	45.1	43.4	44.4	44.2	43.1	45.3
7	43.1	42.8	48.3	43.5	43.1	42.2	38.8
8	42.8	45.6	45.2	42.0	44.6	42.6	42.9
9	44.9	43.7	37.9	41.5	39.7	41.0	41.9
10	42.2	42.1	41.3	39.5	39.6	42.3	40.7
11	39.6	43.0	42.4	44.0	42.0	41.4	42.0
12	41.5	41.2	41.2	41.5	41.0	41.9	40.0
13	42.0	39.8	43.1	43.4	40.3	41.3	41.0
14	40.9	41.2	43.3	41.4	39.6	41.8	42.7
15	39.9	43.2	39.4	42.7	41.0	42.7	45.2
16	40.9	41.6	41.5	43.7	41.0	43.0	43.1
17	43.5	42.8	43.3	44.4	42.8	44.6	41.8
18	42.8	42.0	40.9	43.2	43.4	43.6	42.7
19	42.7	42.3	45.0	45.3	41.4	41.6	40.9
20	43.7	44.9	42.7	43.4	43.0	45.0	42.7
21	46.6	37.4	40.5	48.8	41.7	42.0	40.2
22	45.9	33.9	40.3	40.9	41.5	40.8	40.9
23	43.2	44.4	38.8	47.8	38.9	31.9	41.0
24	-	-	41.5	-	-	-	41.1

10-12	40.6	42.3	41.8	42.6	41.5	41.6	40.9
14-16	40.6	42.2	40.3	43.2	41.0	42.9	43.9
0-24	42.3	42.5	41.9	42.7	41.5	42.3	42.0

Average (ALL)	42.2
Weekday Inter-Peak	41.7

Channel 1 - Northbound

85th Percentile

Hr Ending	02/03/2023 Thursday	03/03/2023 Friday	04/03/2023 Saturday	05/03/2023 Sunday	06/03/2023 Monday	07/03/2023 Tuesday	08/03/2023 Wednesday
1	-	-	-	-	-	-	44.0
2	-	-	-	-	-	-	-
3	-	-	-	-	-	-	-
4	-	-	56.5	-	-	-	-
5	-	-	-	50.8	53.5	-	59.1
6	49.2	50.0	48.3	49.6	49.7	49.8	52.4
7	46.9	50.2	57.9	53.6	49.7	48.3	43.7
8	50.5	52.7	51.3	45.5	51.4	49.1	50.6
9	51.2	49.8	52.3	52.5	50.8	51.0	50.7
10	48.4	48.0	49.8	49.2	46.2	49.5	47.6
11	46.0	49.3	48.4	50.8	49.0	46.5	48.7
12	46.7	46.5	47.8	48.4	47.3	49.1	46.0
13	49.5	46.2	51.1	50.0	46.5	49.3	50.7
14	48.3	47.7	50.0	46.9	46.5	49.6	48.6
15	47.6	49.7	47.5	48.5	46.0	50.4	52.4
16	47.5	46.9	48.7	50.3	46.9	50.0	50.4
17	49.5	48.4	49.0	54.2	50.9	51.2	50.4
18	48.1	47.7	47.7	49.3	48.5	49.5	49.5
19	50.1	49.3	49.9	51.5	49.1	48.4	47.2
20	49.6	54.6	48.7	43.9	48.9	50.7	47.2
21	52.1	43.0	45.1	58.3	47.7	48.8	47.2
22	54.2	-	49.1	47.1	50.4	46.2	42.5
23	44.2	49.2	44.5	52.1	-	33.9	44.2
24	-	-	44.7	-	-	-	-

10-12	46.5	48.3	48.2	49.6	48.2	47.8	47.3
14-16	47.7	48.1	48.1	49.4	46.6	50.2	51.3
0-24	49.1	49.0	49.8	50.3	48.8	49.8	49.6

85th %ile (ALL)	49.5
Weekday Inter-Peak	48.3

Lincolnshire ATC 30

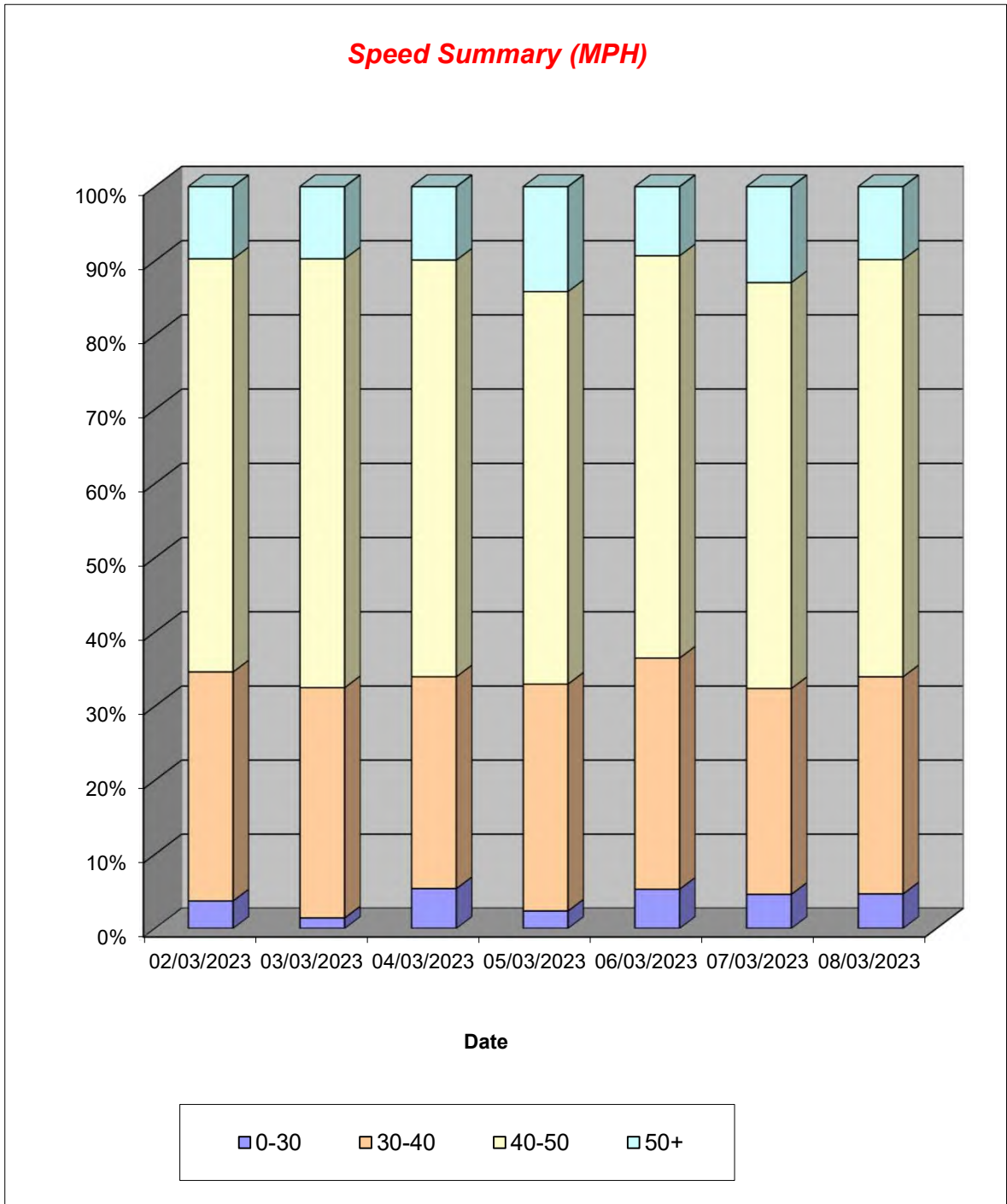
Produced by Road Data Services Ltd.

Channel 1 - Northbound

Speed Summary

Week 1

Speed (MPH)	02/03/2023 Thursday	03/03/2023 Friday	04/03/2023 Saturday	05/03/2023 Sunday	06/03/2023 Monday	07/03/2023 Tuesday	08/03/2023 Wednesday
0-30	21	8	25	9	29	26	27
30-40	175	176	133	117	171	157	170
40-50	315	327	261	202	297	309	326
50+	55	55	46	54	51	73	57
TOTAL	566	566	465	382	548	565	580



Lincolnshire ATC 30

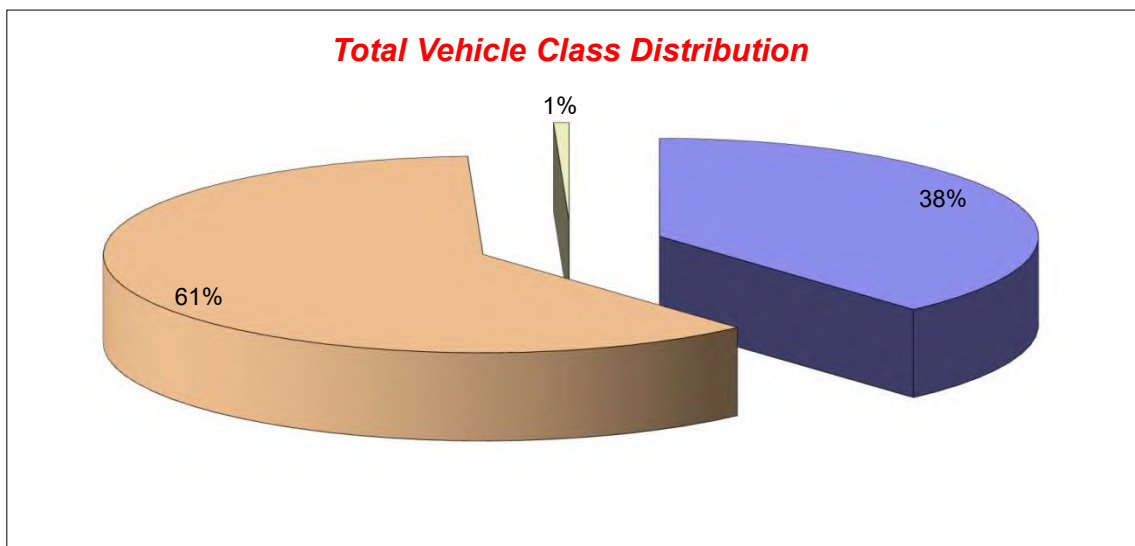
Produced by Road Data Services Ltd.

Channel 1 - Northbound

Vehicle Class

Week 1

Classes Day / Time	Car / LGV / Caravan - 1	OGV1 / Bus - 2,3,5,6,7,12	OGV2 - 4,8,9,10,11,13	TOTAL - 1-13
02/03/2023				
7-19	187	312	2	501
6-22	209	339	2	550
6-24	209	341	2	552
0-24	211	352	3	566
03/03/2023				
7-19	181	329	5	515
6-22	201	353	5	559
6-24	201	355	5	561
0-24	203	358	5	566
04/03/2023				
7-19	172	243	5	420
6-22	182	260	5	447
6-24	185	267	5	457
0-24	189	271	5	465
05/03/2023				
7-19	150	203	1	354
6-22	162	209	1	372
6-24	165	209	1	375
0-24	168	213	1	382
06/03/2023				
7-19	187	295	3	485
6-22	211	321	3	535
6-24	212	321	3	536
0-24	216	329	3	548
07/03/2023				
7-19	182	325	2	509
6-22	195	352	2	549
6-24	196	353	2	551
0-24	200	363	2	565
08/03/2023				
7-19	200	321	4	525
6-22	216	342	5	563
6-24	218	345	5	568
0-24	221	354	5	580
Average				
7-19	180	290	3	473
6-22	197	311	3	511
6-24	198	313	3	514
0-24	201	320	3	525



Lincolnshire ATC 30

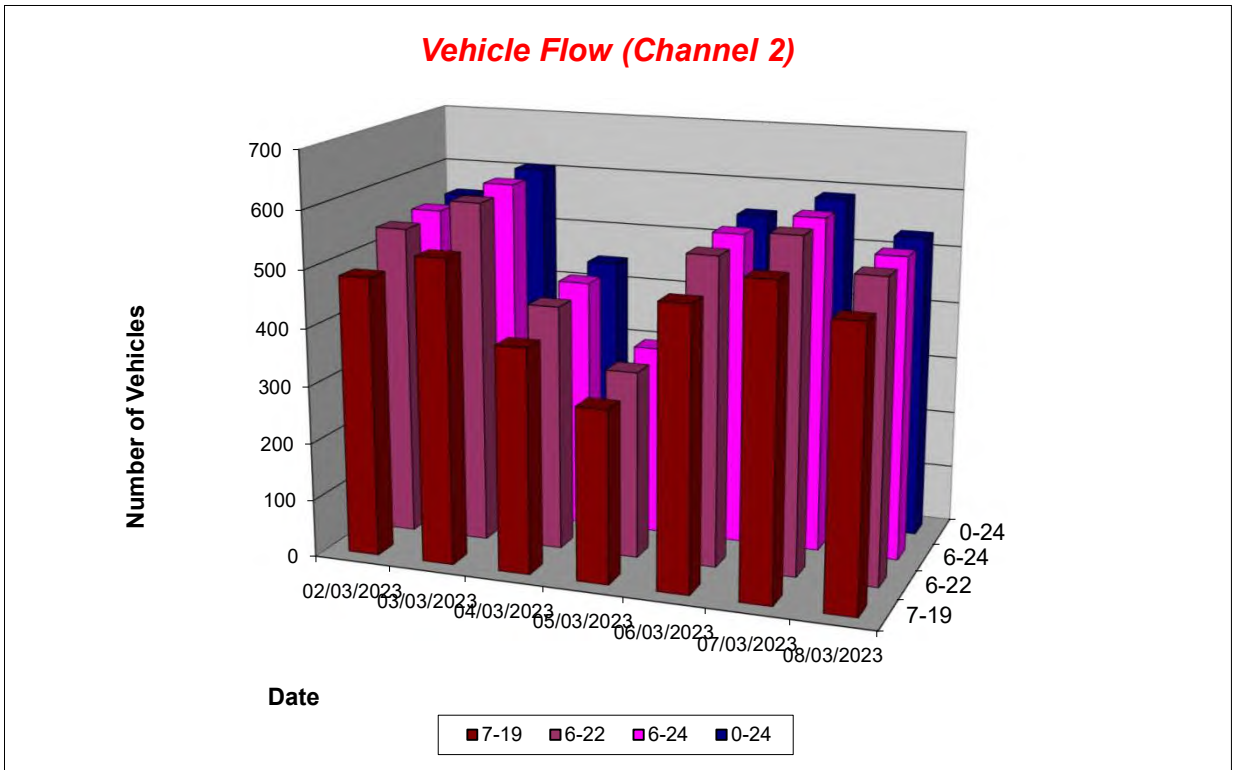
Produced by Road Data Services Ltd.

Channel 2 - Southbound

Vehicle Flow

Week 1

Hr Ending	02/03/2023 Thursday	03/03/2023 Friday	04/03/2023 Saturday	05/03/2023 Sunday	06/03/2023 Monday	07/03/2023 Tuesday	08/03/2023 Wednesday	Weekday Average	Average
1	0	1	2	1	0	1	0	0	1
2	1	0	1	0	1	0	2	1	1
3	1	0	1	1	0	1	0	0	1
4	0	1	0	1	0	0	0	0	0
5	0	0	0	1	0	1	0	0	0
6	2	2	3	4	5	4	2	3	3
7	14	17	6	1	13	11	14	14	11
8	32	41	12	3	36	35	42	37	29
9	51	54	13	12	55	54	46	52	41
10	23	39	31	9	28	32	37	32	28
11	33	34	37	30	38	31	27	33	33
12	27	34	42	30	30	40	31	32	33
13	47	44	43	37	49	52	29	44	43
14	46	42	34	43	45	37	34	41	40
15	50	56	48	40	42	50	56	51	49
16	37	53	40	30	47	51	51	48	44
17	51	48	40	32	38	47	52	47	44
18	50	53	35	25	50	73	39	53	46
19	38	30	15	9	28	33	37	33	27
20	16	23	8	13	13	12	11	15	14
21	13	15	7	8	10	9	6	11	10
22	13	12	16	4	13	11	10	12	11
23	5	3	8	6	8	2	2	4	5
24	2	5	3	0	1	1	2	2	2
7-19	485	528	390	300	486	535	481	503	458
6-22	541	595	427	326	535	578	522	554	503
6-24	548	603	438	332	544	581	526	560	510
0-24	552	607	445	340	550	588	530	565	516



Lincolnshire ATC 30

Produced by Road Data Services Ltd.

Channel 2 - Southbound

Average Speed

Week 1

Hr Ending	02/03/2023 Thursday	03/03/2023 Friday	04/03/2023 Saturday	05/03/2023 Sunday	06/03/2023 Monday	07/03/2023 Tuesday	08/03/2023 Wednesday
1	-	30.7	28.9	37.6	-	25.5	-
2	32.1	-	34.8	-	32.2	-	33.7
3	49.8	-	38.2	37.3	-	32.7	-
4	-	33.4	-	31.9	-	-	-
5	-	-	-	31.6	-	38.2	-
6	32.3	37.1	35.5	36.3	36.1	35.6	32.4
7	33.4	35.0	29.2	33.1	33.7	32.9	32.1
8	33.5	34.7	33.0	26.7	34.4	33.0	33.3
9	34.5	34.8	31.5	32.0	32.8	34.3	33.9
10	31.7	33.5	35.0	33.8	31.8	32.1	31.5
11	30.9	32.2	32.5	35.9	30.7	33.9	33.4
12	33.0	33.0	32.8	33.1	32.4	32.6	33.0
13	32.8	32.4	33.3	33.5	33.8	32.7	33.7
14	33.3	35.2	32.4	32.2	31.0	32.9	33.8
15	34.0	33.7	33.3	33.8	32.6	34.2	32.8
16	33.3	33.1	32.9	33.2	32.1	33.9	31.9
17	33.3	33.6	33.5	34.7	34.2	34.6	33.8
18	34.0	34.7	32.5	34.4	33.2	33.5	34.7
19	35.3	34.9	32.2	36.4	33.5	33.7	33.9
20	33.9	34.2	33.1	34.0	34.2	35.2	29.8
21	34.7	35.6	34.0	35.4	33.9	33.4	33.2
22	34.7	32.6	33.6	31.2	32.7	33.4	32.9
23	36.8	31.0	35.3	35.0	29.7	32.8	32.8
24	33.6	34.8	30.9	-	31.6	33.5	34.5

10-12	31.9	32.6	32.7	34.5	31.4	33.2	33.2
14-16	33.7	33.4	33.1	33.5	32.3	34.1	32.4
0-24	33.6	33.9	33.0	33.8	32.8	33.5	33.2

Average (ALL)	33.4
Weekday Inter-Peak	32.9

Channel 2 - Southbound

85th Percentile

Hr Ending	02/03/2023 Thursday	03/03/2023 Friday	04/03/2023 Saturday	05/03/2023 Sunday	06/03/2023 Monday	07/03/2023 Tuesday	08/03/2023 Wednesday
1	-	-	38.4	-	-	-	-
2	-	-	-	-	-	-	35.8
3	-	-	-	-	-	-	-
4	-	-	-	-	-	-	-
5	-	-	-	-	-	-	-
6	37.1	38.3	37.5	40.2	39.3	37.9	37.2
7	36.9	39.2	33.0	-	36.7	37.7	37.3
8	38.5	38.1	36.4	36.4	38.0	37.9	37.6
9	37.8	39.0	38.1	38.2	37.8	38.7	38.2
10	37.3	38.8	41.5	40.2	35.2	38.1	36.8
11	36.8	37.0	39.8	40.2	34.5	39.0	37.9
12	37.1	36.5	38.3	38.0	35.9	37.6	37.3
13	36.1	37.3	37.8	37.6	37.0	37.4	38.3
14	37.3	38.7	38.4	37.5	34.1	37.4	37.5
15	37.8	37.8	37.8	37.5	36.3	37.5	37.1
16	37.2	37.7	36.7	37.9	36.1	38.7	36.7
17	37.0	37.8	38.2	39.3	39.0	38.4	38.6
18	38.0	38.9	37.3	38.9	37.6	37.0	39.4
19	40.4	39.3	36.2	41.1	37.2	40.0	37.8
20	37.6	39.1	37.0	37.2	40.2	38.9	34.0
21	37.9	44.3	40.9	38.9	38.1	39.5	35.1
22	40.8	34.6	37.4	34.8	37.4	38.3	35.4
23	38.6	33.0	40.8	40.5	33.8	35.1	33.1
24	35.0	40.9	33.6	-	-	-	38.4

10-12	37.2	36.8	39.1	39.3	35.2	38.3	37.6
14-16	37.6	37.8	37.3	37.7	36.2	38.2	37.0
0-24	38.0	38.5	38.3	38.7	37.0	38.2	37.8

85th %ile (ALL)	38.1
Weekday Inter-Peak	37.3

Lincolnshire ATC 30

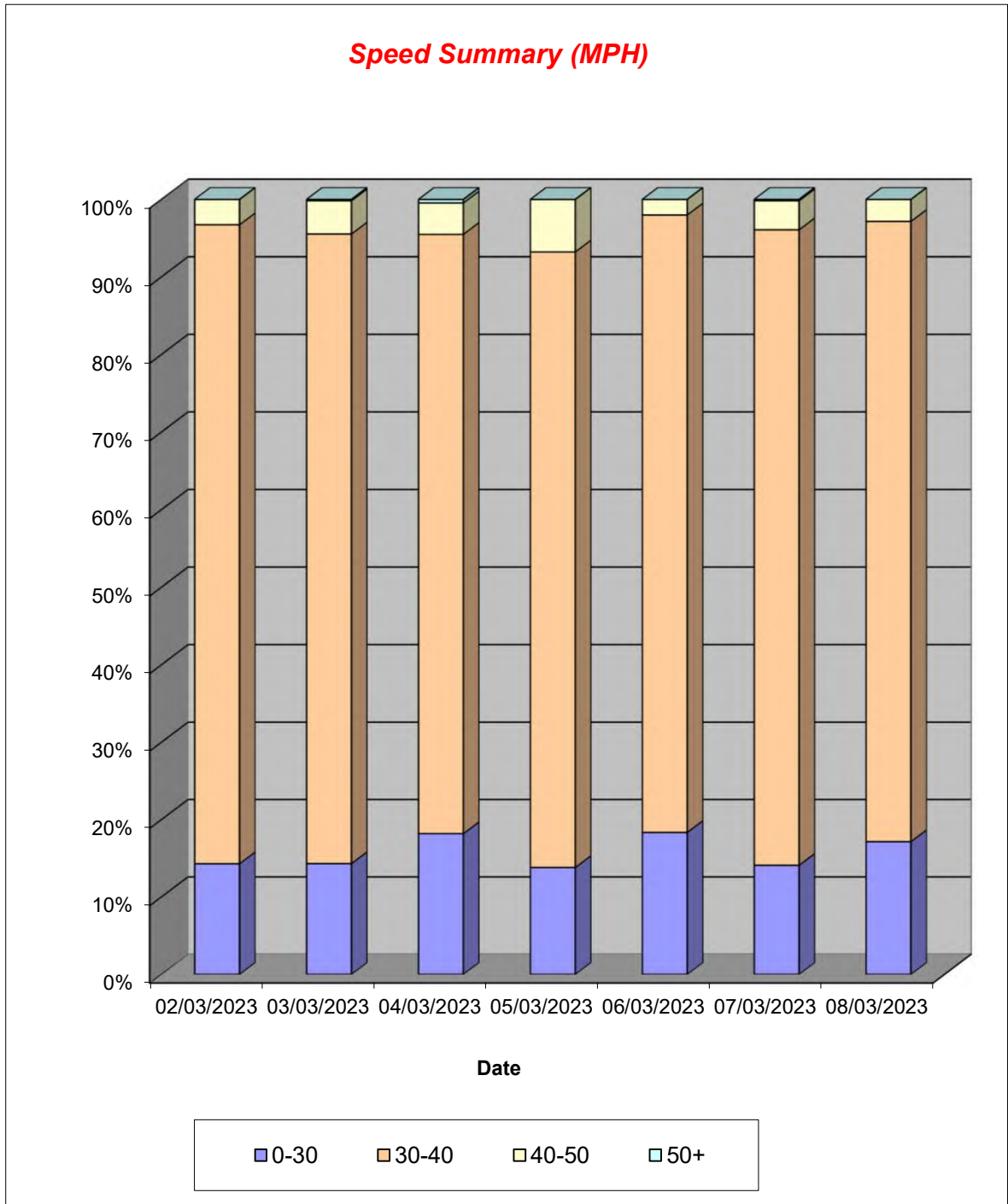
Produced by Road Data Services Ltd.

Channel 2 - Southbound

Speed Summary

Week 1

Speed (MPH)	02/03/2023 Thursday	03/03/2023 Friday	04/03/2023 Saturday	05/03/2023 Sunday	06/03/2023 Monday	07/03/2023 Tuesday	08/03/2023 Wednesday
0-30	79	87	81	47	101	83	91
30-40	455	493	344	270	438	482	424
40-50	18	26	18	23	11	22	15
50+	0	1	2	0	0	1	0
TOTAL	552	607	445	340	550	588	530



Lincolnshire ATC 30

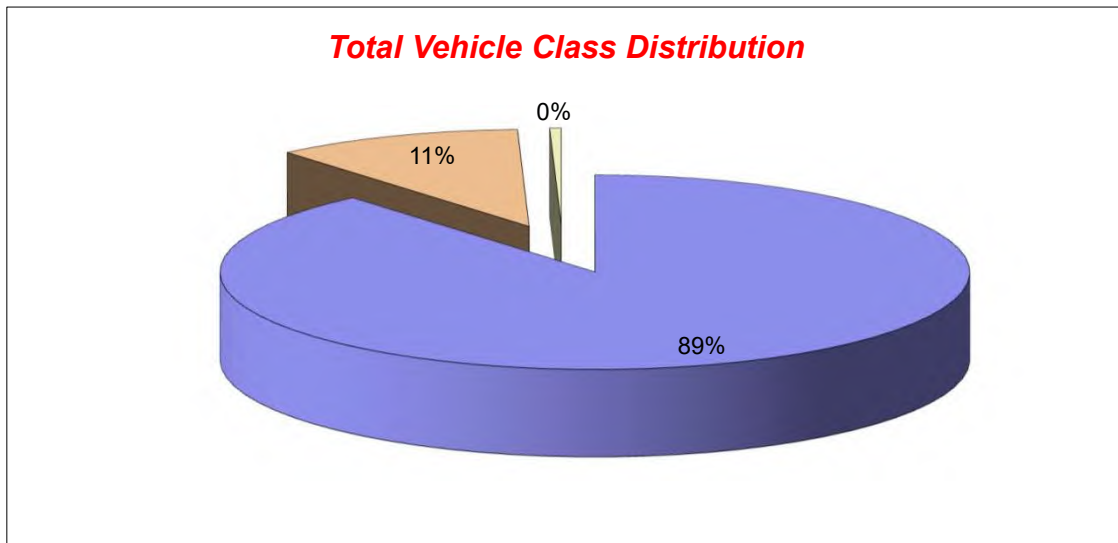
Produced by Road Data Services Ltd.

Channel 2 - Southbound

Vehicle Class

Week 1

Classes Day / Time	Car / LGV / Caravan - 1	OGV1 / Bus - 2,3,5,6,7,12	OGV2 - 4,8,9,10,11,13	TOTAL - 1-13
02/03/2023				
7-19	425	58	2	485
6-22	474	65	2	541
6-24	481	65	2	548
0-24	485	65	2	552
03/03/2023				
7-19	462	65	1	528
6-22	526	68	1	595
6-24	534	68	1	603
0-24	537	69	1	607
04/03/2023				
7-19	356	32	2	390
6-22	391	34	2	427
6-24	402	34	2	438
0-24	409	34	2	445
05/03/2023				
7-19	290	10	0	300
6-22	313	13	0	326
6-24	318	14	0	332
0-24	326	14	0	340
06/03/2023				
7-19	422	62	2	486
6-22	467	65	3	535
6-24	476	65	3	544
0-24	481	66	3	550
07/03/2023				
7-19	466	68	1	535
6-22	503	73	2	578
6-24	505	74	2	581
0-24	511	75	2	588
08/03/2023				
7-19	417	57	7	481
6-22	451	63	8	522
6-24	455	63	8	526
0-24	459	63	8	530
Average				
7-19	405	50	2	458
6-22	446	54	3	503
6-24	453	55	3	510
0-24	458	55	3	516



Lincolnshire ATC 31

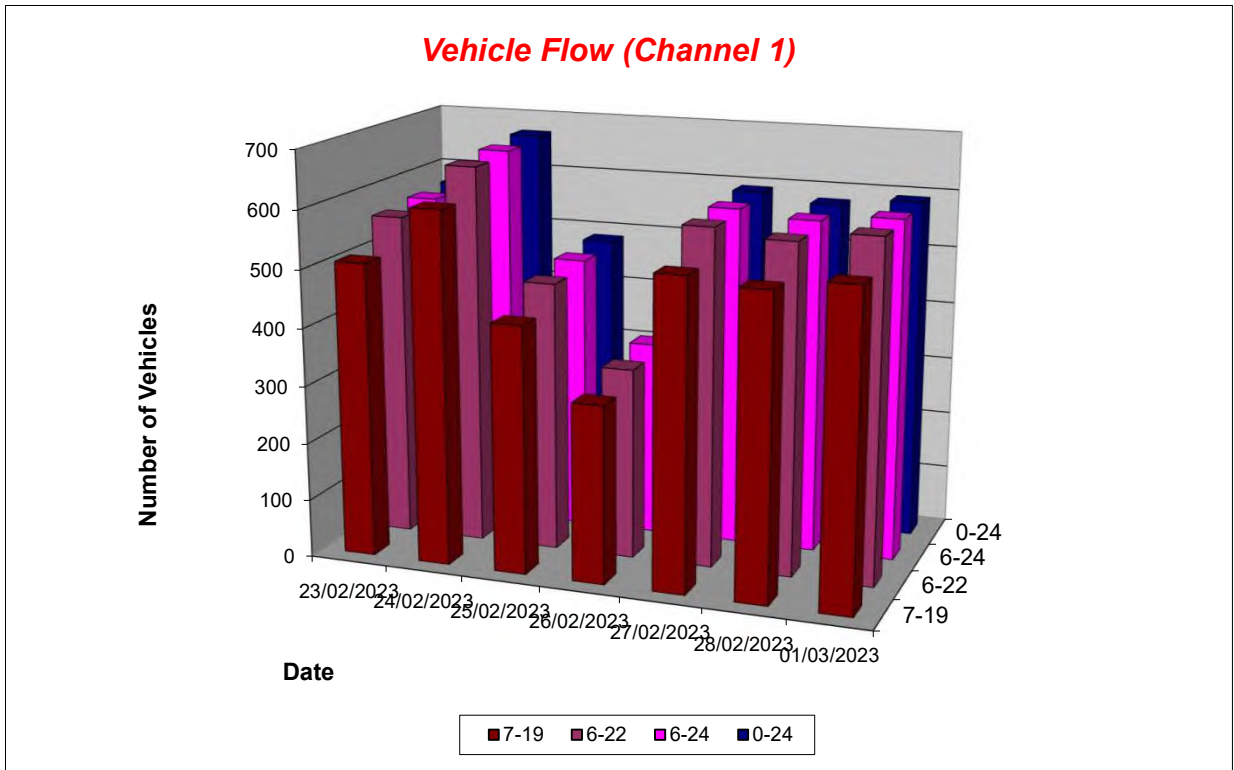
Produced by Road Data Services Ltd.

Channel 1 - Eastbound

Vehicle Flow

Week 1

Hr Ending	23/02/2023 Thursday	24/02/2023 Friday	25/02/2023 Saturday	26/02/2023 Sunday	27/02/2023 Monday	28/02/2023 Tuesday	01/03/2023 Wednesday	Weekday Average	Average
1	0	1	2	5	1	0	0	0	1
2	0	1	2	1	0	0	0	0	1
3	0	0	0	0	1	0	0	0	0
4	0	1	0	0	0	0	0	0	0
5	1	1	0	0	0	0	0	0	0
6	4	3	3	2	3	2	3	3	3
7	10	8	8	3	13	13	12	11	10
8	30	28	8	8	29	28	27	28	23
9	50	55	23	17	53	58	51	53	44
10	43	56	31	21	40	41	35	43	38
11	36	32	48	27	25	37	34	33	34
12	37	40	46	33	38	33	47	39	39
13	43	47	39	27	49	40	46	45	42
14	34	51	37	30	35	29	39	38	36
15	34	49	51	43	42	31	39	39	41
16	66	77	41	33	68	64	64	68	59
17	47	62	39	27	68	60	64	60	52
18	56	69	36	26	52	61	60	60	51
19	33	42	28	14	32	37	32	35	31
20	12	28	16	15	19	20	19	20	18
21	19	8	8	4	8	12	10	11	10
22	11	4	7	2	11	4	7	7	7
23	4	6	8	6	4	4	1	4	5
24	4	0	4	3	1	4	1	2	2
7-19	509	608	427	306	531	519	538	541	491
6-22	561	656	466	330	582	568	586	591	536
6-24	569	662	478	339	587	576	588	596	543
0-24	574	669	485	347	592	578	591	601	548



Lincolnshire ATC 31

Produced by Road Data Services Ltd.

Channel 1 - Eastbound

Average Speed

Week 1

Hr Ending	23/02/2023 Thursday	24/02/2023 Friday	25/02/2023 Saturday	26/02/2023 Sunday	27/02/2023 Monday	28/02/2023 Tuesday	01/03/2023 Wednesday
1	-	31.9	36.2	38.1	30.7	-	-
2	-	36.5	34.7	46.5	-	-	-
3	-	-	-	-	44.3	-	-
4	-	36.1	-	-	-	-	-
5	37.7	53.9	-	-	-	-	-
6	38.6	44.4	40.4	48.2	43.9	51.6	45.0
7	36.8	37.3	37.7	38.1	37.9	35.0	37.5
8	34.8	34.4	38.0	39.0	36.7	37.4	35.8
9	36.1	37.6	36.4	38.6	38.0	36.5	37.4
10	36.4	37.2	35.5	37.2	36.2	36.6	34.1
11	34.6	33.9	36.0	34.2	35.7	35.6	35.2
12	34.3	37.1	35.4	36.4	34.3	33.9	33.9
13	35.2	34.5	35.6	37.3	34.3	35.8	35.3
14	35.2	35.1	36.0	37.0	36.3	35.8	26.9
15	36.4	38.1	34.8	36.0	35.8	35.5	36.4
16	38.3	38.0	36.2	36.4	35.3	37.2	36.9
17	37.5	37.5	35.4	37.3	37.1	37.2	34.5
18	36.8	34.4	37.5	38.8	36.3	36.2	37.0
19	35.4	34.6	34.3	38.8	37.7	35.4	35.1
20	38.7	35.3	38.6	38.9	37.8	34.2	37.7
21	37.3	35.9	36.6	39.3	39.2	36.0	34.9
22	39.4	35.5	32.9	31.7	36.4	34.6	35.8
23	42.3	33.9	39.3	35.4	39.0	41.7	54.7
24	39.6	-	43.8	33.7	37.7	45.0	40.6

10-12	34.5	35.7	35.7	35.4	34.8	34.8	34.5
14-16	37.6	38.0	35.5	36.2	35.5	36.7	36.7
0-24	36.4	36.3	36.0	37.1	36.4	36.3	35.3

Average (ALL)	36.2
Weekday Inter-Peak	36.1

Channel 1 - Eastbound

85th Percentile

Hr Ending	23/02/2023 Thursday	24/02/2023 Friday	25/02/2023 Saturday	26/02/2023 Sunday	27/02/2023 Monday	28/02/2023 Tuesday	01/03/2023 Wednesday
1	-	-	42.2	41.6	-	-	-
2	-	-	39.9	-	-	-	-
3	-	-	-	-	-	-	-
4	-	-	-	-	-	-	-
5	-	-	-	-	-	-	-
6	48.8	50.9	44.1	48.8	46.4	54.5	52.5
7	43.3	39.5	47.0	41.1	44.6	39.0	43.5
8	39.7	41.1	44.6	47.3	43.2	42.2	40.8
9	42.3	42.8	42.3	45.4	43.7	41.1	42.7
10	42.7	42.7	42.0	43.9	41.3	41.2	39.5
11	40.9	40.9	42.1	41.1	41.4	40.7	41.2
12	38.7	42.9	41.1	43.4	40.1	40.4	41.3
13	41.7	38.9	40.6	42.0	39.7	39.9	40.2
14	40.6	42.4	41.5	41.4	41.9	41.7	35.4
15	40.5	43.6	41.2	42.2	39.2	43.7	42.0
16	44.5	43.9	41.4	42.3	41.5	43.4	42.0
17	44.5	42.9	41.3	44.8	42.4	43.2	41.7
18	43.7	41.2	42.1	45.6	42.3	41.0	42.3
19	43.7	40.4	40.8	44.8	42.1	41.3	41.3
20	43.0	40.5	42.3	44.3	43.2	40.6	43.4
21	41.9	39.2	41.4	41.9	47.1	40.5	40.1
22	49.9	42.5	40.7	31.8	42.7	38.2	42.8
23	49.6	41.0	49.3	38.1	43.1	46.4	-
24	45.9	-	52.7	37.6	-	53.8	-

10-12	40.0	42.3	41.6	42.5	40.6	40.7	41.4
14-16	43.2	43.7	41.5	42.3	40.8	43.7	42.0
0-24	42.9	42.5	42.1	43.5	42.1	42.1	42.0

85th %ile (ALL)	42.4
Weekday Inter-Peak	42.2

Lincolnshire ATC 31

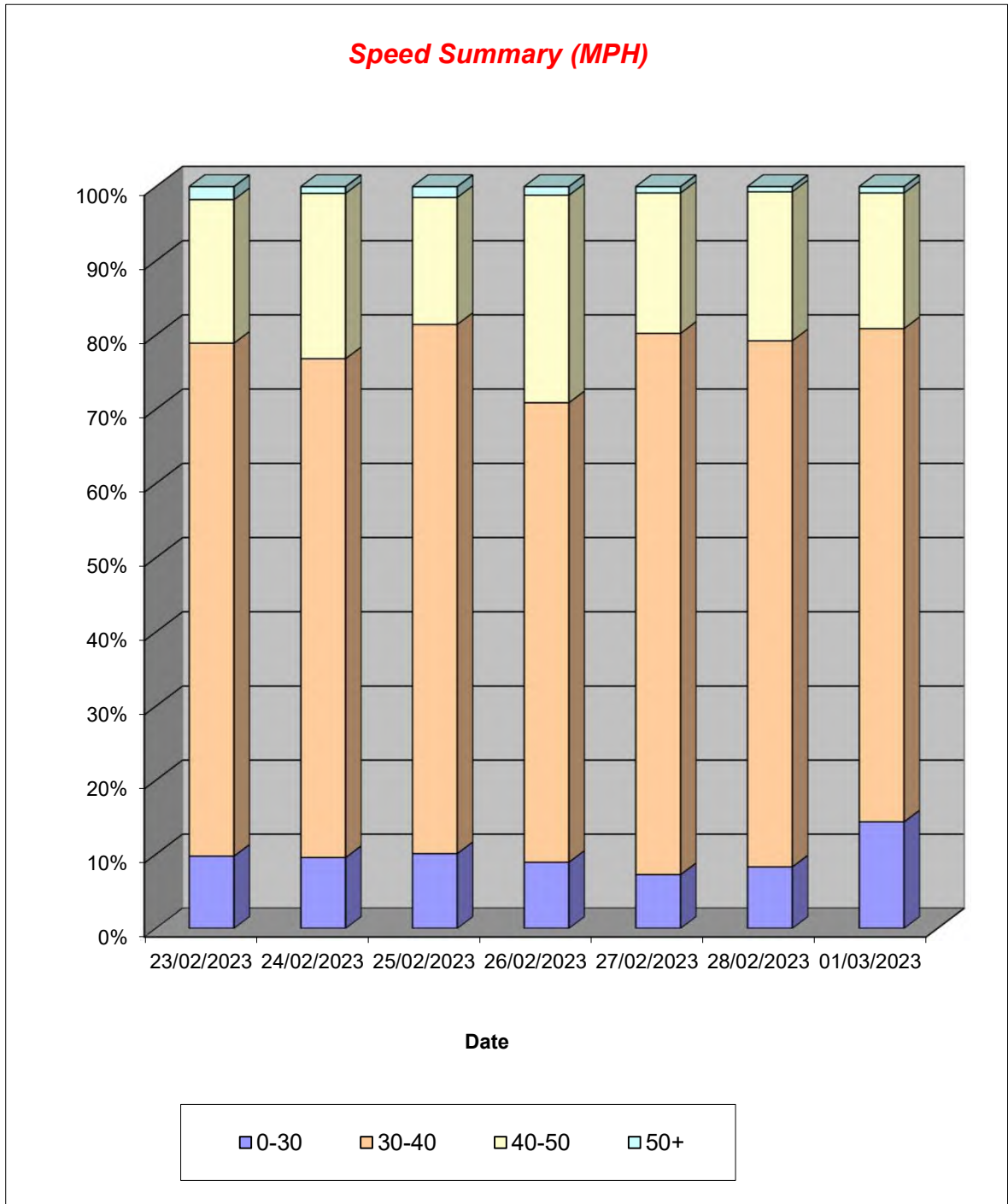
Produced by Road Data Services Ltd.

Channel 1 - Eastbound

Speed Summary

Week 1

Speed (MPH)	23/02/2023 Thursday	24/02/2023 Friday	25/02/2023 Saturday	26/02/2023 Sunday	27/02/2023 Monday	28/02/2023 Tuesday	01/03/2023 Wednesday
0-30	56	64	49	31	43	48	85
30-40	397	450	346	215	432	410	393
40-50	111	149	83	97	112	116	108
50+	10	6	7	4	5	4	5
TOTAL	574	669	485	347	592	578	591



Lincolnshire ATC 31

Produced by Road Data Services Ltd.

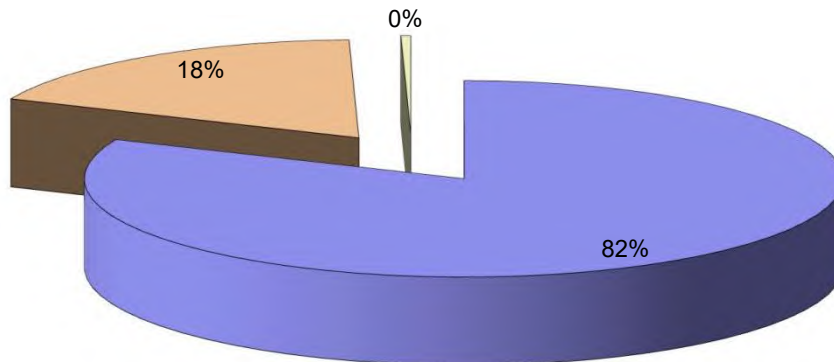
Channel 1 - Eastbound

Vehicle Class

Week 1

Classes Day / Time	Car / LGV / Caravan - 1	OGV1 / Bus - 2,3,5,6,7,12	OGV2 - 4,8,9,10,11,13	TOTAL - 1-13
23/02/2023				
7-19	403	102	4	509
6-22	443	114	4	561
6-24	451	114	4	569
0-24	453	117	4	574
24/02/2023				
7-19	491	112	5	608
6-22	531	120	5	656
6-24	535	122	5	662
0-24	540	124	5	669
25/02/2023				
7-19	374	53	0	427
6-22	404	62	0	466
6-24	415	63	0	478
0-24	422	63	0	485
26/02/2023				
7-19	269	37	0	306
6-22	289	41	0	330
6-24	296	43	0	339
0-24	302	45	0	347
27/02/2023				
7-19	433	96	2	531
6-22	474	105	3	582
6-24	479	105	3	587
0-24	483	106	3	592
28/02/2023				
7-19	408	109	2	519
6-22	449	116	3	568
6-24	456	117	3	576
0-24	457	118	3	578
01/03/2023				
7-19	426	111	1	538
6-22	466	119	1	586
6-24	468	119	1	588
0-24	470	120	1	591
Average				
7-19	401	89	2	491
6-22	437	97	2	536
6-24	443	98	2	543
0-24	447	99	2	548

Total Vehicle Class Distribution



Lincolnshire ATC 31

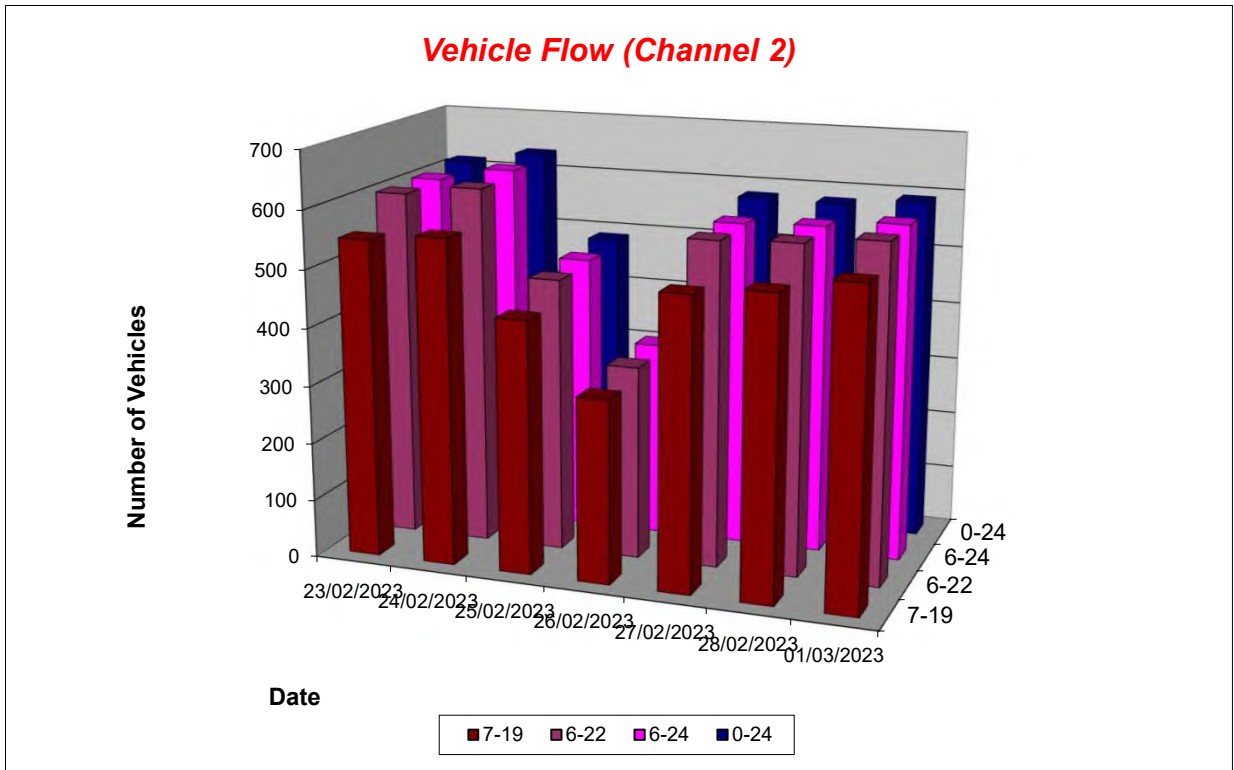
Produced by Road Data Services Ltd.

Channel 2 - Westbound

Vehicle Flow

Week 1

Hr Ending	23/02/2023 Thursday	24/02/2023 Friday	25/02/2023 Saturday	26/02/2023 Sunday	27/02/2023 Monday	28/02/2023 Tuesday	01/03/2023 Wednesday	Weekday Average	Average
1	0	0	3	2	0	0	0	0	1
2	0	0	2	1	1	0	1	0	1
3	0	0	0	0	0	1	1	0	0
4	1	0	0	0	1	0	0	0	0
5	2	1	0	0	4	1	1	2	1
6	7	6	4	3	13	11	10	9	8
7	19	18	7	2	26	18	15	19	15
8	61	41	14	12	55	53	49	52	41
9	71	83	22	18	77	74	65	74	59
10	47	32	43	22	40	54	29	40	38
11	47	48	39	30	40	29	36	40	38
12	45	53	51	33	36	47	52	47	45
13	37	50	52	32	36	36	40	40	40
14	43	40	57	38	44	40	51	44	45
15	53	63	44	26	51	54	48	54	48
16	43	41	42	32	34	38	45	40	39
17	34	49	34	33	41	39	50	43	40
18	42	39	19	26	27	30	43	36	32
19	26	22	19	14	20	21	33	24	22
20	11	17	10	8	15	16	12	14	13
21	9	13	6	5	10	8	6	9	8
22	14	10	14	3	8	8	4	9	9
23	2	6	4	4	2	2	1	3	3
24	0	3	2	0	0	0	0	1	1
7-19	549	561	436	316	501	515	541	533	488
6-22	602	619	473	334	560	565	578	585	533
6-24	604	628	479	338	562	567	579	588	537
0-24	614	635	488	344	581	580	592	600	548



Lincolnshire ATC 31

Produced by Road Data Services Ltd.

Channel 2 - Westbound

Average Speed

Week 1

Hr Ending	23/02/2023 Thursday	24/02/2023 Friday	25/02/2023 Saturday	26/02/2023 Sunday	27/02/2023 Monday	28/02/2023 Tuesday	01/03/2023 Wednesday
1	-	-	46.5	38.8	-	-	-
2	-	-	36.8	49.7	47.2	-	36.8
3	-	-	-	-	-	38.7	35.6
4	38.5	-	-	-	45.5	-	-
5	42.2	44.5	-	-	38.9	34.3	36.8
6	40.0	42.1	45.7	36.5	41.4	40.7	38.4
7	37.8	38.5	35.3	41.8	36.4	35.7	37.7
8	37.4	37.6	37.1	42.4	39.4	37.8	39.6
9	37.3	37.3	38.9	35.8	38.3	37.4	35.7
10	35.2	34.6	35.4	37.6	36.2	38.6	35.2
11	34.0	34.1	35.6	36.4	34.4	36.3	35.0
12	34.2	36.3	36.0	35.9	35.7	34.6	34.8
13	35.2	36.8	36.2	36.9	37.0	37.4	34.7
14	38.0	36.2	36.3	35.8	36.3	37.0	30.1
15	37.2	38.3	36.5	37.0	37.6	37.2	35.5
16	35.9	36.1	37.1	35.2	37.4	37.5	35.1
17	37.6	36.7	35.9	36.3	34.0	36.0	36.1
18	37.6	38.0	37.0	39.4	36.3	38.6	36.5
19	36.4	36.6	36.7	38.9	35.8	36.3	35.7
20	40.7	37.3	33.9	37.8	38.7	32.6	38.1
21	36.7	37.0	43.7	41.7	40.3	38.2	39.5
22	36.6	36.3	33.5	40.2	36.3	35.8	38.8
23	38.5	32.6	35.0	35.7	34.7	39.1	42.2
24	-	38.3	49.8	-	-	-	-

10-12	34.1	35.3	35.8	36.1	35.0	35.2	34.9
14-16	36.6	37.4	36.8	36.0	37.5	37.3	35.3
0-24	36.6	36.8	36.5	37.1	37.0	37.0	35.6

Average (ALL)	36.6
Weekday Inter-Peak	35.9

Channel 2 - Westbound

85th Percentile

Hr Ending	23/02/2023 Thursday	24/02/2023 Friday	25/02/2023 Saturday	26/02/2023 Sunday	27/02/2023 Monday	28/02/2023 Tuesday	01/03/2023 Wednesday
1	-	-	48.7	43.1	-	-	-
2	-	-	38.0	-	-	-	-
3	-	-	-	-	-	-	-
4	-	-	-	-	-	-	-
5	46.6	-	-	-	39.8	-	-
6	49.6	48.7	47.9	41.1	47.1	46.1	45.4
7	44.9	47.1	43.2	48.4	42.5	47.2	45.4
8	43.1	44.4	46.0	47.9	45.0	44.4	45.7
9	43.6	43.4	46.4	41.8	45.0	43.3	42.0
10	41.7	41.2	42.1	44.1	41.9	44.8	40.3
11	39.7	40.3	40.4	42.1	40.5	43.6	41.1
12	40.9	41.0	41.4	41.3	39.5	41.0	39.1
13	40.8	43.4	41.1	45.5	42.6	42.2	40.8
14	45.1	42.6	43.7	42.7	43.5	44.2	38.8
15	43.6	43.8	43.1	43.5	43.9	43.4	40.7
16	40.4	41.8	44.8	42.6	42.3	43.9	40.7
17	43.4	40.7	42.4	41.7	39.4	41.5	43.7
18	41.8	44.2	42.5	43.5	41.2	43.9	40.4
19	42.3	42.0	42.6	43.9	40.6	42.6	40.6
20	45.7	44.9	43.9	42.2	42.6	38.5	44.0
21	42.1	43.5	51.1	46.3	49.5	41.1	42.9
22	43.5	41.5	39.8	44.7	41.1	42.4	42.9
23	39.5	36.9	38.5	40.6	39.1	45.2	-
24	-	39.7	53.0	-	-	-	-

10-12	40.3	40.9	41.0	41.7	40.2	42.0	40.0
14-16	42.2	43.1	44.0	43.1	43.2	43.6	40.7
0-24	42.8	43.0	43.3	43.6	43.1	43.5	42.1

85th %ile (ALL)	43.0
Weekday Inter-Peak	41.8

Lincolnshire ATC 31

Produced by Road Data Services Ltd.

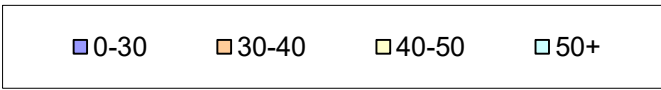
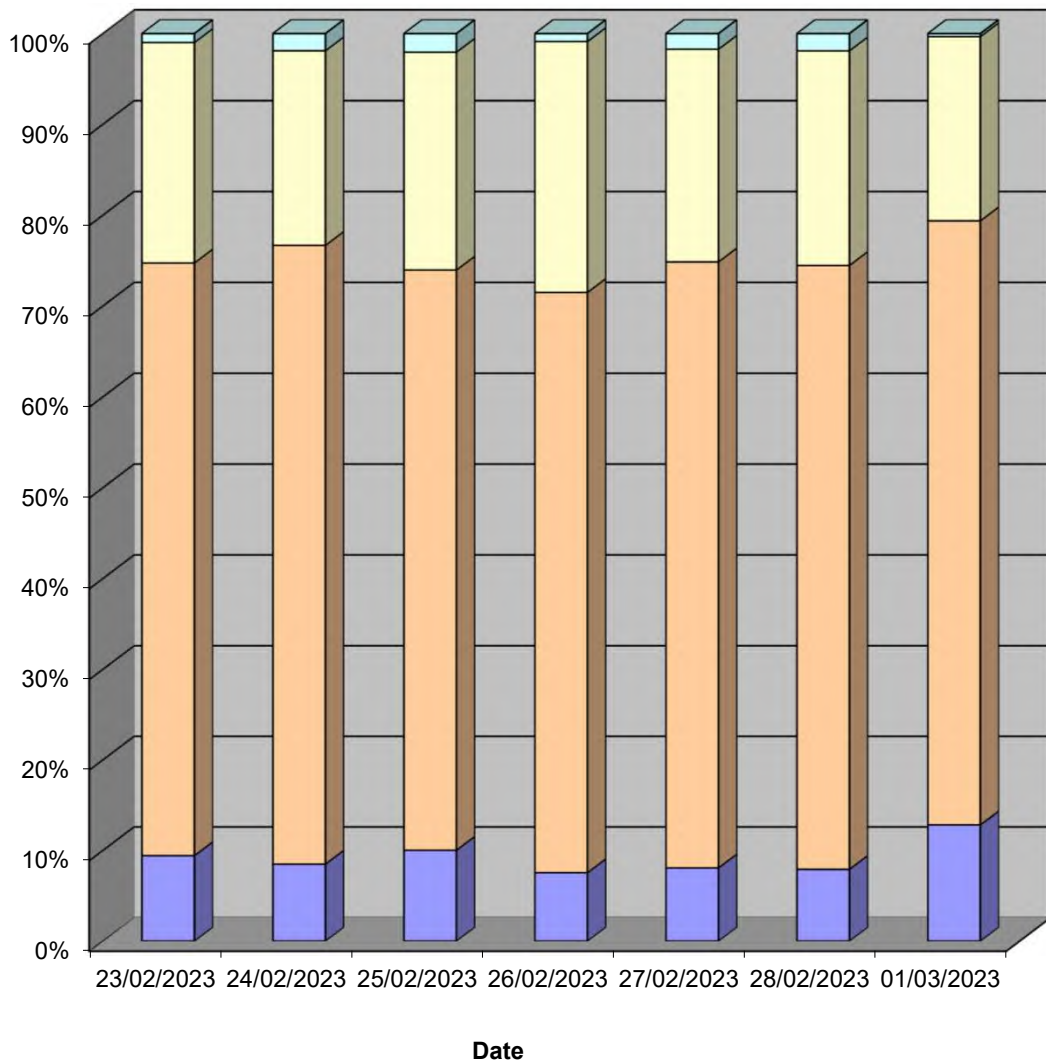
Channel 2 - Westbound

Speed Summary

Week 1

Speed (MPH)	23/02/2023 Thursday	24/02/2023 Friday	25/02/2023 Saturday	26/02/2023 Sunday	27/02/2023 Monday	28/02/2023 Tuesday	01/03/2023 Wednesday
0-30	58	54	49	26	47	46	76
30-40	401	433	312	220	388	386	394
40-50	149	136	117	95	136	137	120
50+	6	12	10	3	10	11	2
TOTAL	614	635	488	344	581	580	592

Speed Summary (MPH)



Lincolnshire ATC 31

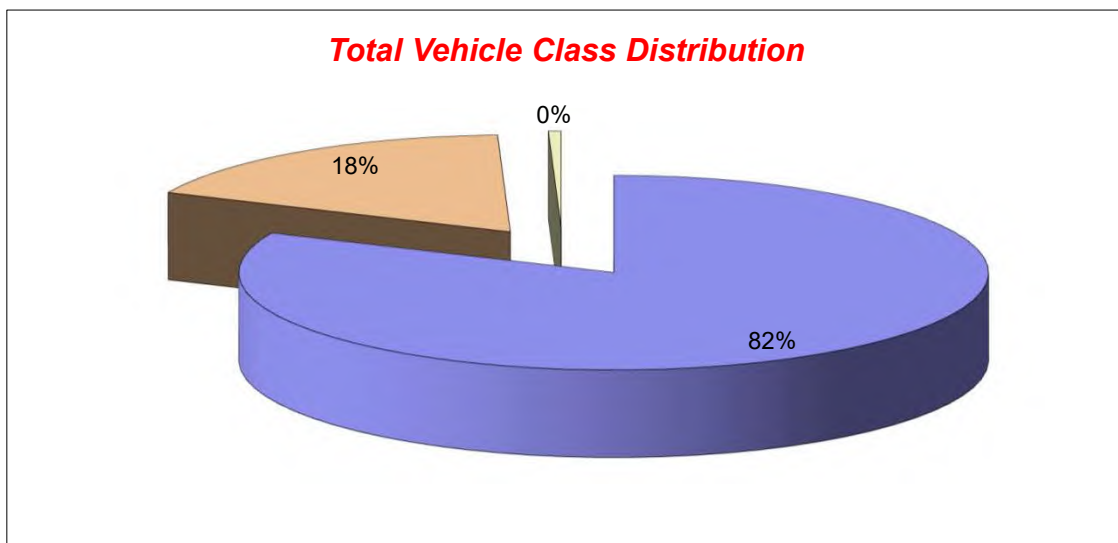
Produced by Road Data Services Ltd.

Channel 2 - Westbound

Vehicle Class

Week 1

Classes Day / Time	Car / LGV / Caravan - 1	OGV1 / Bus - 2,3,5,6,7,12	OGV2 - 4,8,9,10,11,13	TOTAL - 1-13
23/02/2023				
7-19	429	117	3	549
6-22	474	124	4	602
6-24	476	124	4	604
0-24	484	126	4	614
24/02/2023				
7-19	458	97	6	561
6-22	509	104	6	619
6-24	518	104	6	628
0-24	523	106	6	635
25/02/2023				
7-19	376	60	0	436
6-22	410	63	0	473
6-24	416	63	0	479
0-24	423	65	0	488
26/02/2023				
7-19	280	36	0	316
6-22	297	37	0	334
6-24	300	38	0	338
0-24	306	38	0	344
27/02/2023				
7-19	409	85	7	501
6-22	461	91	8	560
6-24	463	91	8	562
0-24	479	94	8	581
28/02/2023				
7-19	396	119	0	515
6-22	435	130	0	565
6-24	437	130	0	567
0-24	449	131	0	580
01/03/2023				
7-19	424	114	3	541
6-22	456	119	3	578
6-24	457	119	3	579
0-24	467	122	3	592
Average				
7-19	396	90	3	488
6-22	435	95	3	533
6-24	438	96	3	537
0-24	447	97	3	548



Lincolnshire ATC 32

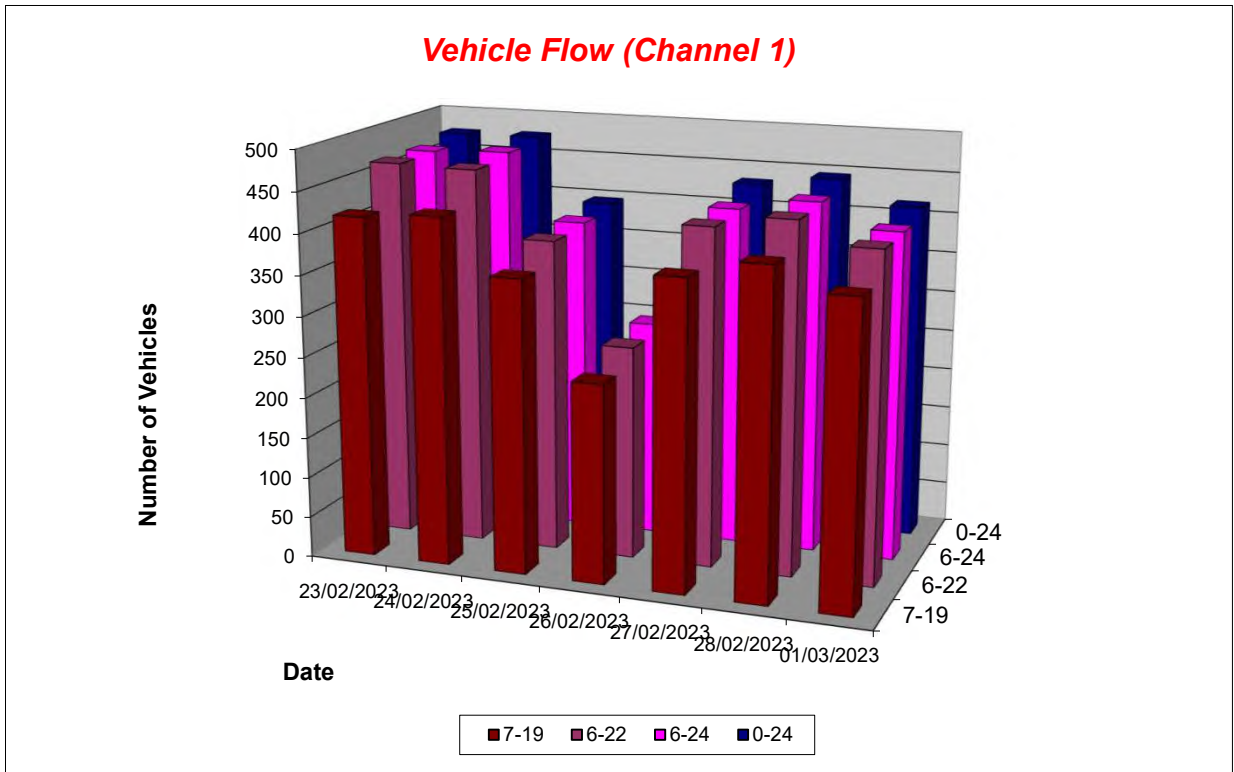
Produced by Road Data Services Ltd.

Channel 1 - Northbound

Vehicle Flow

Week 1

Hr Ending	23/02/2023 Thursday	24/02/2023 Friday	25/02/2023 Saturday	26/02/2023 Sunday	27/02/2023 Monday	28/02/2023 Tuesday	01/03/2023 Wednesday	Weekday Average	Average
1	0	0	2	1	0	1	1	0	1
2	0	0	1	0	1	0	1	0	0
3	0	0	0	0	0	1	1	0	0
4	1	0	0	0	0	0	0	0	0
5	2	1	0	0	4	3	2	2	2
6	5	4	4	1	8	6	6	6	5
7	12	6	6	3	10	6	6	8	7
8	40	34	8	7	39	35	24	34	27
9	41	41	21	13	39	41	34	39	33
10	29	28	22	14	22	36	29	29	26
11	31	40	36	20	34	25	30	32	31
12	40	45	50	31	26	31	33	35	37
13	28	39	41	25	32	31	30	32	32
14	37	25	40	26	31	31	35	32	32
15	38	40	47	29	34	46	33	38	38
16	48	39	36	26	39	39	43	42	39
17	30	44	17	23	28	30	37	34	30
18	34	30	25	18	32	31	26	31	28
19	23	21	17	12	21	23	17	21	19
20	18	16	10	9	16	14	14	16	14
21	11	10	7	5	10	7	5	9	8
22	7	7	2	2	3	5	8	6	5
23	0	4	3	3	3	3	1	2	2
24	0	2	1	2	0	0	0	0	1
7-19	419	426	360	244	377	399	371	398	371
6-22	467	465	385	263	416	431	404	437	404
6-24	467	471	389	268	419	434	405	439	408
0-24	475	476	396	270	432	445	416	449	416



Lincolnshire ATC 32

Produced by Road Data Services Ltd.

Channel 1 - Northbound

Average Speed

Week 1

Hr Ending	23/02/2023 Thursday	24/02/2023 Friday	25/02/2023 Saturday	26/02/2023 Sunday	27/02/2023 Monday	28/02/2023 Tuesday	01/03/2023 Wednesday
1	-	-	48.3	32.9	-	28.9	33.1
2	-	-	36.9	-	50.7	-	29.2
3	-	-	-	-	-	38.2	39.7
4	38.6	-	-	-	-	-	-
5	40.8	40.9	-	-	36.4	37.7	39.2
6	36.5	37.9	42.8	38.9	38.3	38.3	37.5
7	34.3	40.4	35.3	36.1	33.6	37.0	37.0
8	37.1	37.9	38.1	36.0	36.4	36.5	37.2
9	36.6	37.7	35.0	33.0	38.8	37.7	37.5
10	33.8	34.4	36.4	37.6	35.0	37.9	34.7
11	32.4	35.5	37.2	32.5	32.6	36.4	33.4
12	35.0	33.0	33.6	34.2	34.0	35.4	35.4
13	35.9	33.9	35.1	33.8	34.9	34.7	34.0
14	34.4	35.1	34.9	34.7	35.4	35.6	33.5
15	37.5	36.8	34.4	35.2	36.9	34.9	33.9
16	34.6	34.5	36.1	34.4	36.3	36.0	35.6
17	35.1	36.3	35.7	36.3	34.0	33.0	35.2
18	36.5	36.0	35.2	37.2	34.4	37.2	38.9
19	37.4	32.6	32.4	33.9	38.5	37.3	34.5
20	36.1	35.9	32.3	34.4	32.3	32.3	36.7
21	33.8	32.8	37.2	35.6	36.1	34.9	33.5
22	33.2	35.0	33.9	36.8	32.0	34.9	33.8
23	-	37.5	29.9	35.6	37.1	37.9	38.7
24	-	36.3	41.7	34.2	-	-	-

10-12	33.9	34.2	35.1	33.5	33.2	35.9	34.5
14-16	35.8	35.7	35.1	34.8	36.6	35.4	34.9
0-24	35.5	35.5	35.2	34.8	35.6	36.0	35.4

Average (ALL)	35.5
Weekday Inter-Peak	35.0

Channel 1 - Northbound

85th Percentile

Hr Ending	23/02/2023 Thursday	24/02/2023 Friday	25/02/2023 Saturday	26/02/2023 Sunday	27/02/2023 Monday	28/02/2023 Tuesday	01/03/2023 Wednesday
1	-	-	55.1	-	-	-	-
2	-	-	-	-	-	-	-
3	-	-	-	-	-	-	-
4	-	-	-	-	-	-	-
5	45.2	-	-	-	40.2	40.5	40.0
6	39.6	38.9	46.1	-	41.3	40.6	41.5
7	42.6	45.8	41.4	42.6	38.3	40.6	44.4
8	42.6	42.4	42.2	43.3	40.5	40.9	42.3
9	42.7	42.6	40.5	40.5	45.0	42.9	44.5
10	37.6	38.9	41.4	44.2	40.0	46.5	39.7
11	38.3	40.4	42.5	40.5	40.4	43.2	38.9
12	40.6	38.6	38.1	41.5	39.8	39.8	40.3
13	41.1	40.6	42.7	42.0	40.4	41.1	40.0
14	42.7	41.1	40.4	41.0	39.9	42.7	41.0
15	42.8	42.8	40.9	42.4	41.6	40.8	38.9
16	40.6	39.7	43.8	39.4	40.8	41.8	40.5
17	41.3	40.6	42.2	40.7	38.4	39.8	39.8
18	41.7	40.6	40.6	41.5	40.2	42.5	45.1
19	43.1	39.3	40.2	40.4	44.3	42.9	39.0
20	43.2	41.1	37.8	39.9	38.2	37.5	42.7
21	39.7	39.1	46.6	38.6	41.5	39.4	39.7
22	41.0	36.9	35.8	44.0	38.0	38.5	38.2
23	-	45.3	31.1	37.7	42.8	45.0	-
24	-	37.5	-	36.5	-	-	-

10-12	39.8	39.6	40.3	41.1	40.3	41.5	39.8
14-16	41.7	41.5	42.2	41.1	41.2	41.3	39.9
0-24	41.7	41.1	41.6	41.4	41.4	42.2	41.3

85th %ile (ALL)	41.6
Weekday Inter-Peak	40.7

Lincolnshire ATC 32

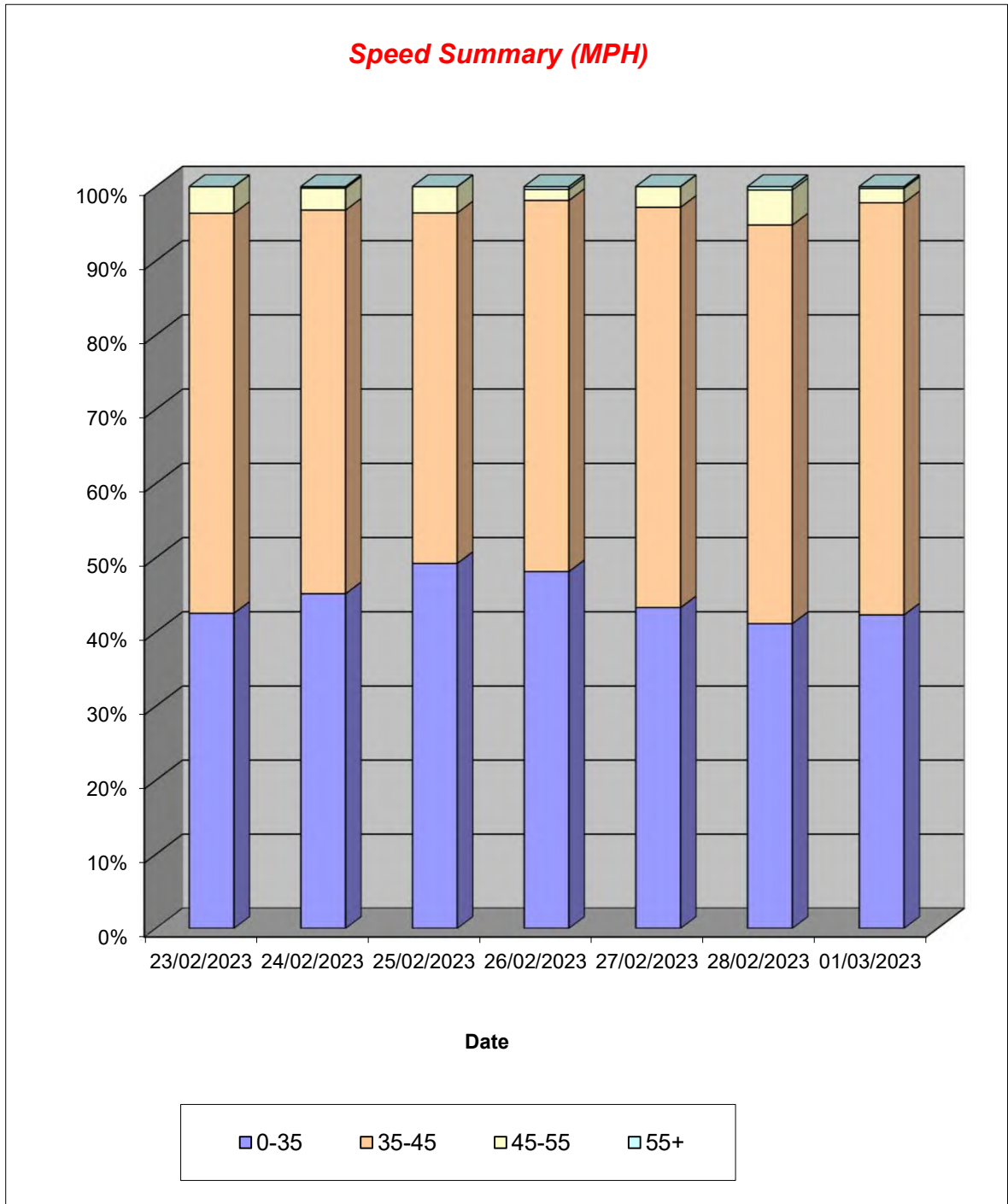
Produced by Road Data Services Ltd.

Channel 1 - Northbound

Speed Summary

Week 1

Speed (MPH)	23/02/2023 Thursday	24/02/2023 Friday	25/02/2023 Saturday	26/02/2023 Sunday	27/02/2023 Monday	28/02/2023 Tuesday	01/03/2023 Wednesday
0-35	202	215	195	130	187	183	176
35-45	256	246	187	135	233	239	231
45-55	17	14	14	4	12	21	8
55+	0	1	0	1	0	2	1
TOTAL	475	476	396	270	432	445	416



Lincolnshire ATC 32

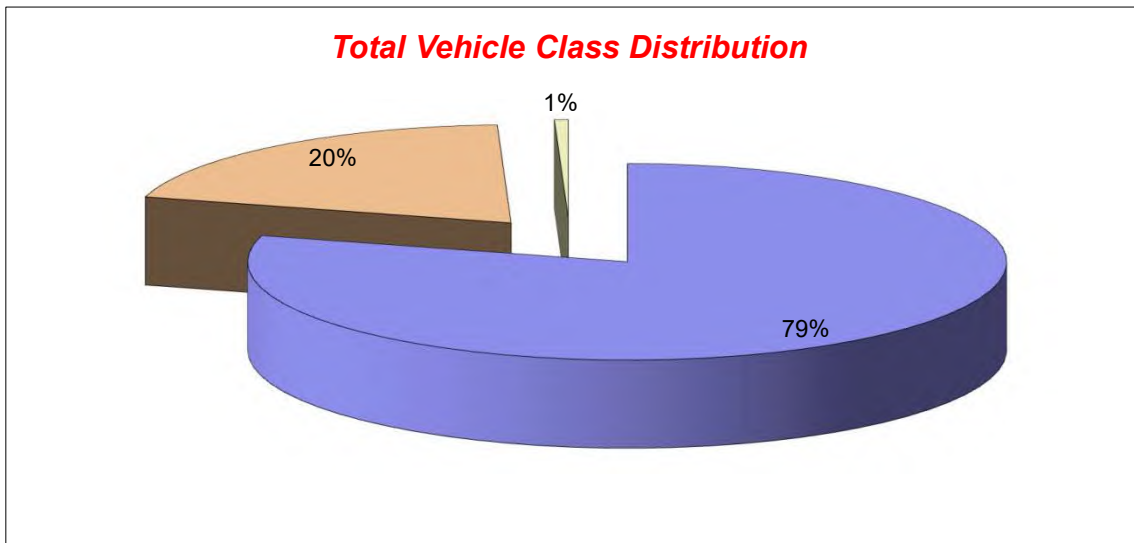
Produced by Road Data Services Ltd.

Channel 1 - Northbound

Vehicle Class

Week 1

Classes Day / Time	Car / LGV / Caravan - 1	OGV1 / Bus - 2,3,5,6,7,12	OGV2 - 4,8,9,10,11,13	TOTAL - 1-13
23/02/2023				
7-19	324	93	2	419
6-22	363	102	2	467
6-24	363	102	2	467
0-24	370	103	2	475
24/02/2023				
7-19	344	81	1	426
6-22	377	87	1	465
6-24	383	87	1	471
0-24	387	88	1	476
25/02/2023				
7-19	303	55	2	360
6-22	324	59	2	385
6-24	328	59	2	389
0-24	332	62	2	396
26/02/2023				
7-19	213	30	1	244
6-22	231	31	1	263
6-24	234	33	1	268
0-24	236	33	1	270
27/02/2023				
7-19	290	82	5	377
6-22	324	87	5	416
6-24	327	87	5	419
0-24	339	88	5	432
28/02/2023				
7-19	295	103	1	399
6-22	319	111	1	431
6-24	322	111	1	434
0-24	333	111	1	445
01/03/2023				
7-19	272	94	5	371
6-22	300	99	5	404
6-24	301	99	5	405
0-24	310	101	5	416
Average				
7-19	292	77	2	371
6-22	320	82	2	404
6-24	323	83	2	408
0-24	330	84	2	416



Lincolnshire ATC 32

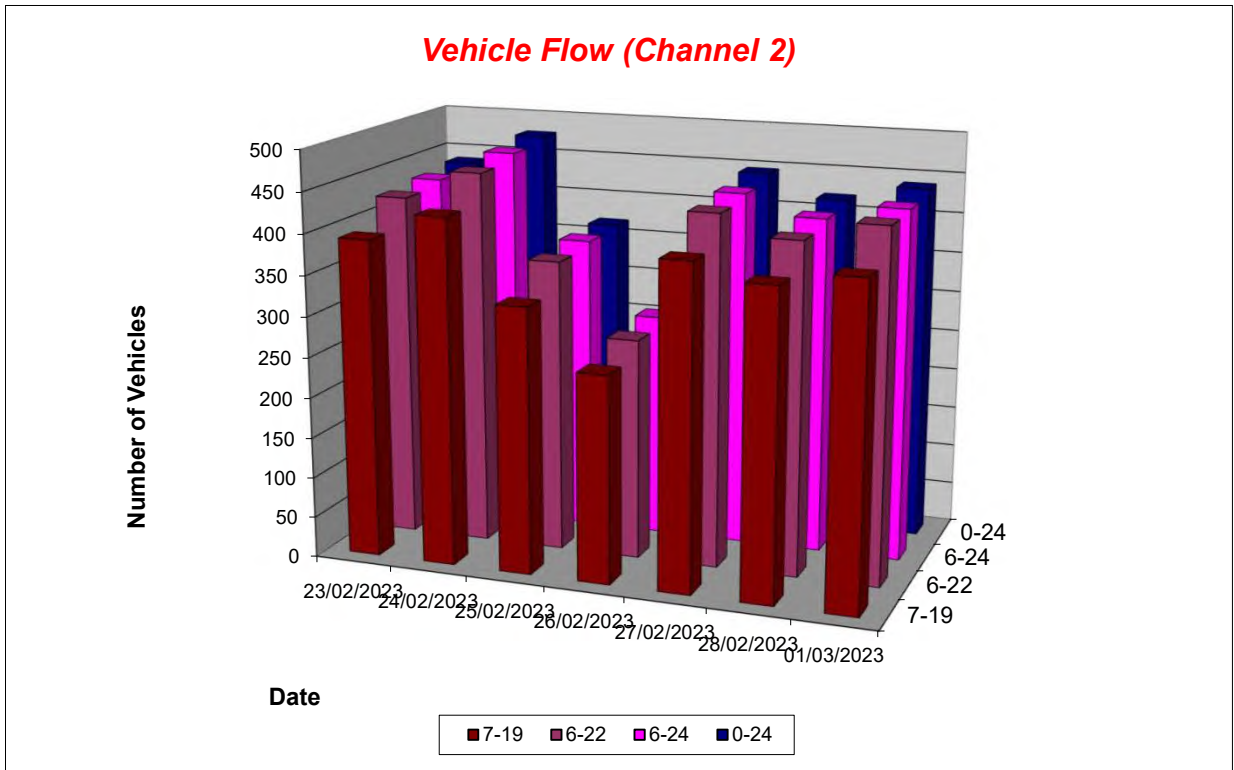
Produced by Road Data Services Ltd.

Channel 2 - Southbound

Vehicle Flow

Week 1

Hr Ending	23/02/2023 Thursday	24/02/2023 Friday	25/02/2023 Saturday	26/02/2023 Sunday	27/02/2023 Monday	28/02/2023 Tuesday	01/03/2023 Wednesday	Weekday Average	Average
1	0	1	1	2	1	0	0	0	1
2	0	0	0	1	0	0	0	0	0
3	0	0	0	0	1	0	0	0	0
4	0	1	0	0	1	0	0	0	0
5	2	1	0	0	0	1	1	1	1
6	4	4	1	2	5	4	6	5	4
7	5	5	2	0	9	7	11	7	6
8	35	20	9	6	24	28	28	27	21
9	46	46	23	18	45	47	43	45	38
10	34	55	24	16	29	30	31	36	31
11	30	28	45	24	23	24	33	28	30
12	33	27	38	27	31	33	37	32	32
13	30	30	29	24	35	19	32	29	28
14	28	35	31	19	29	25	24	28	27
15	28	36	34	31	43	22	28	31	32
16	42	42	25	25	43	43	42	42	37
17	35	51	21	26	38	38	36	40	35
18	36	33	22	26	27	41	27	33	30
19	15	23	26	13	29	26	31	25	23
20	9	18	12	10	12	10	12	12	12
21	11	9	10	5	10	12	13	11	10
22	8	3	9	2	5	2	3	4	5
23	2	7	5	4	4	4	0	3	4
24	4	2	1	1	2	3	1	2	2
7-19	392	426	327	255	396	376	392	396	366
6-22	425	461	360	272	432	407	431	431	398
6-24	431	470	366	277	438	414	432	437	404
0-24	437	477	368	282	446	419	439	444	410



Lincolnshire ATC 32

Produced by Road Data Services Ltd.

Channel 2 - Southbound

Average Speed

Week 1

Hr Ending	23/02/2023 Thursday	24/02/2023 Friday	25/02/2023 Saturday	26/02/2023 Sunday	27/02/2023 Monday	28/02/2023 Tuesday	01/03/2023 Wednesday
1	-	34.9	39.2	40.7	35.5	-	-
2	-	-	-	38.0	-	-	-
3	-	-	-	-	37.2	-	-
4	-	37.1	-	-	27.4	-	-
5	42.7	43.2	-	-	-	37.8	26.3
6	38.3	36.8	27.8	36.2	41.2	40.7	37.4
7	36.4	38.9	44.9	-	36.6	35.2	37.6
8	33.2	35.5	35.5	35.7	35.3	34.6	34.2
9	33.5	35.9	34.6	33.7	35.8	34.0	35.4
10	35.3	35.7	34.4	36.3	34.8	33.5	35.4
11	33.6	33.1	35.8	32.5	34.8	34.0	33.5
12	33.5	35.0	35.4	33.6	33.1	33.2	30.7
13	34.3	35.4	33.3	32.9	32.6	33.4	35.5
14	32.0	36.4	32.9	34.6	34.4	34.3	35.6
15	34.7	33.1	35.6	35.3	35.9	35.3	32.8
16	36.3	36.7	35.7	36.4	35.7	37.2	33.9
17	37.0	35.8	35.4	35.4	36.4	33.5	35.4
18	36.7	35.6	35.0	36.6	34.3	34.1	36.9
19	38.5	36.8	34.2	35.6	34.7	35.1	36.9
20	37.8	37.0	38.0	36.8	37.5	35.6	38.8
21	38.4	33.8	33.6	38.3	35.5	34.7	34.5
22	34.0	39.1	36.4	36.0	41.0	44.3	36.9
23	36.2	35.3	35.8	32.1	37.9	39.7	-
24	36.1	39.3	31.1	44.2	29.0	39.0	37.4

10-12	33.5	34.0	35.6	33.1	33.9	33.5	32.0
14-16	35.7	35.0	35.6	35.8	35.8	36.6	33.5
0-24	35.0	35.6	35.0	35.0	35.2	34.7	34.8

Average (ALL)	35.1
Weekday Inter-Peak	34.4

Channel 2 - Southbound

85th Percentile

Hr Ending	23/02/2023 Thursday	24/02/2023 Friday	25/02/2023 Saturday	26/02/2023 Sunday	27/02/2023 Monday	28/02/2023 Tuesday	01/03/2023 Wednesday
1	-	-	-	45.2	-	-	-
2	-	-	-	-	-	-	-
3	-	-	-	-	-	-	-
4	-	-	-	-	-	-	-
5	47.8	-	-	-	-	-	-
6	41.7	44.4	-	43.2	47.0	45.7	44.7
7	48.3	41.7	45.0	-	43.2	40.5	42.9
8	38.2	40.9	40.4	44.9	41.3	40.4	39.7
9	39.9	41.7	41.3	42.8	41.8	40.5	41.0
10	42.0	41.3	41.0	43.5	41.3	38.6	41.4
11	38.1	42.0	41.7	39.0	41.7	39.9	39.5
12	41.2	40.4	40.6	40.8	39.8	37.5	37.3
13	40.2	40.4	38.3	40.8	37.5	38.7	40.5
14	37.6	43.9	41.8	39.1	39.7	42.2	41.7
15	43.4	41.2	41.9	40.7	40.9	41.9	38.8
16	40.5	43.0	42.0	42.9	39.7	43.8	40.2
17	42.3	43.4	44.3	40.2	41.0	40.5	41.7
18	42.9	40.9	40.3	43.6	40.2	40.9	42.0
19	45.1	45.3	41.2	42.8	40.5	40.0	42.4
20	41.0	44.2	43.8	43.1	45.3	42.6	43.6
21	44.5	39.7	42.6	43.4	41.7	45.6	41.4
22	40.9	44.5	40.6	39.6	48.3	48.8	41.0
23	44.2	40.5	38.7	38.5	42.3	42.5	-
24	40.7	41.1	-	-	35.7	46.9	-

10-12	39.9	41.4	41.2	40.0	40.7	38.6	38.4
14-16	42.2	42.4	41.9	41.7	40.3	43.2	39.7
0-24	41.4	42.4	41.6	41.9	41.1	41.3	41.0

85th %ile (ALL)	41.6
Weekday Inter-Peak	40.9

Lincolnshire ATC 32

Produced by Road Data Services Ltd.

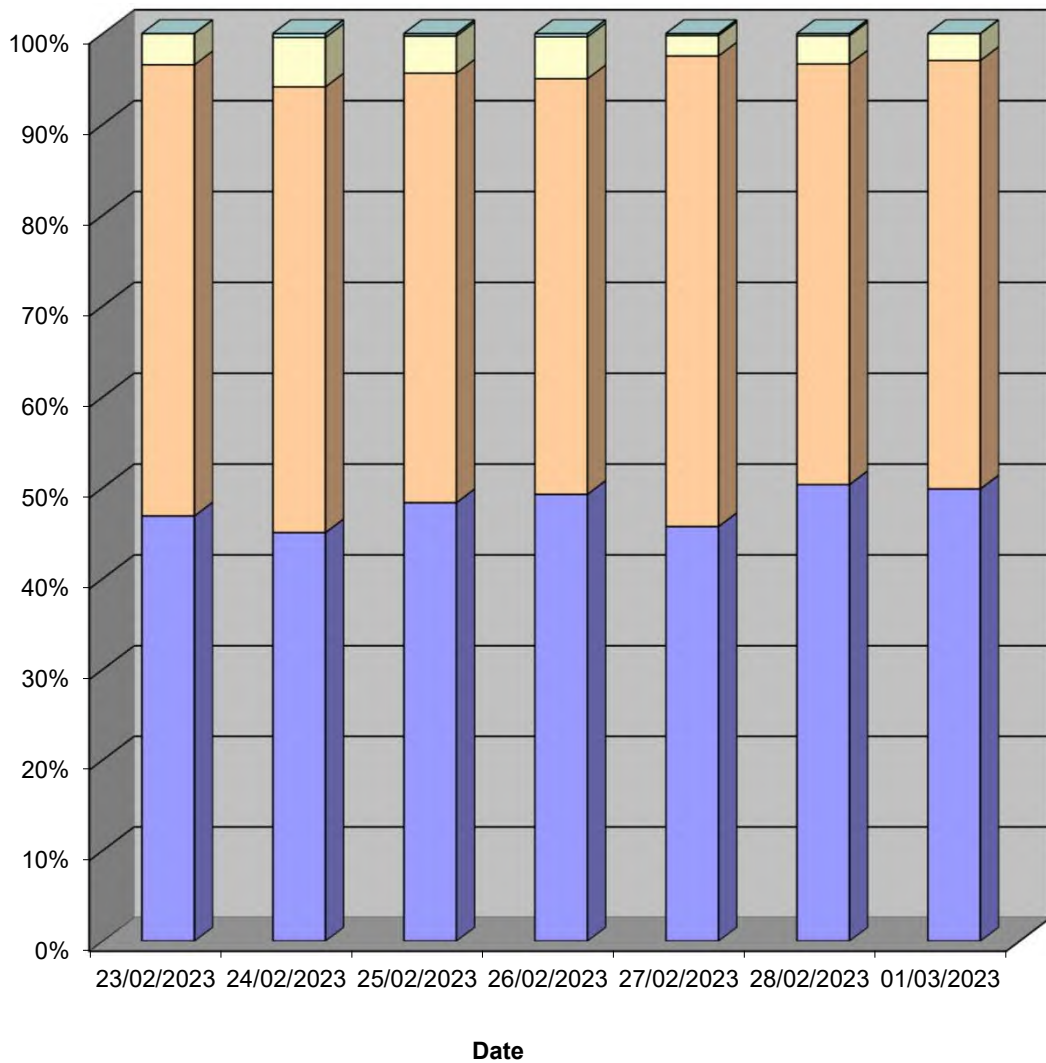
Channel 2 - Southbound

Speed Summary

Week 1

Speed (MPH)	23/02/2023 Thursday	24/02/2023 Friday	25/02/2023 Saturday	26/02/2023 Sunday	27/02/2023 Monday	28/02/2023 Tuesday	01/03/2023 Wednesday
0-35	205	215	178	139	204	211	219
35-45	217	234	174	129	231	194	207
45-55	15	26	15	13	10	13	13
55+	0	2	1	1	1	1	0
TOTAL	437	477	368	282	446	419	439

Speed Summary (MPH)



Lincolnshire ATC 32

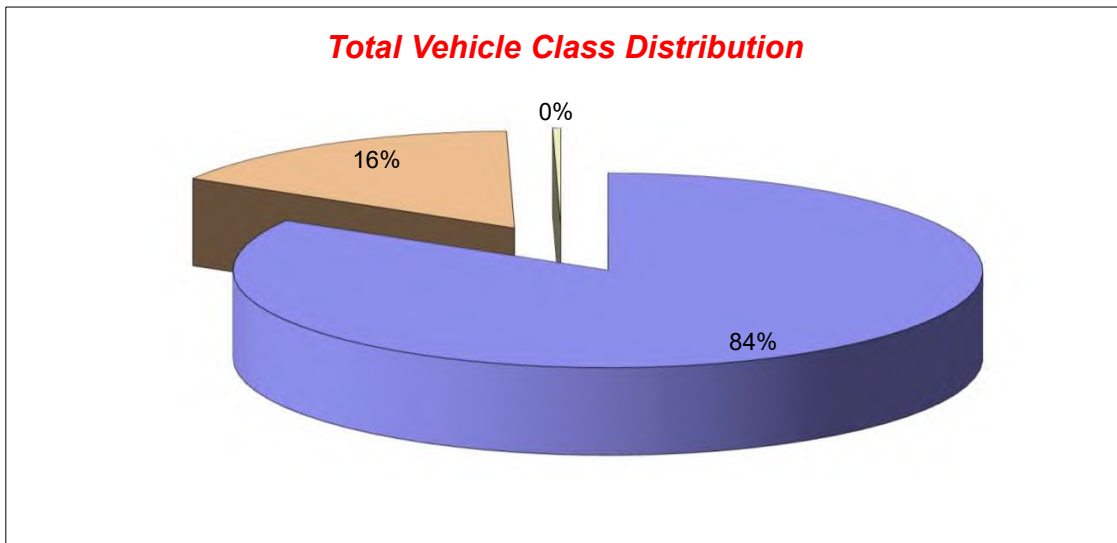
Produced by Road Data Services Ltd.

Channel 2 - Southbound

Vehicle Class

Week 1

Classes Day / Time	Car / LGV / Caravan - 1	OGV1 / Bus - 2,3,5,6,7,12	OGV2 - 4,8,9,10,11,13	TOTAL - 1-13
23/02/2023				
7-19	322	69	1	392
6-22	349	75	1	425
6-24	355	75	1	431
0-24	359	77	1	437
24/02/2023				
7-19	347	78	1	426
6-22	376	84	1	461
6-24	383	86	1	470
0-24	388	88	1	477
25/02/2023				
7-19	284	41	2	327
6-22	310	48	2	360
6-24	315	49	2	366
0-24	317	49	2	368
26/02/2023				
7-19	224	31	0	255
6-22	239	33	0	272
6-24	243	34	0	277
0-24	246	36	0	282
27/02/2023				
7-19	335	60	1	396
6-22	366	64	2	432
6-24	372	64	2	438
0-24	378	66	2	446
28/02/2023				
7-19	316	60	0	376
6-22	344	63	0	407
6-24	350	64	0	414
0-24	353	66	0	419
01/03/2023				
7-19	319	69	4	392
6-22	349	78	4	431
6-24	350	78	4	432
0-24	355	80	4	439
Average				
7-19	307	58	1	366
6-22	333	64	1	398
6-24	338	64	1	404
0-24	342	66	1	410



Lincolnshire ATC 33

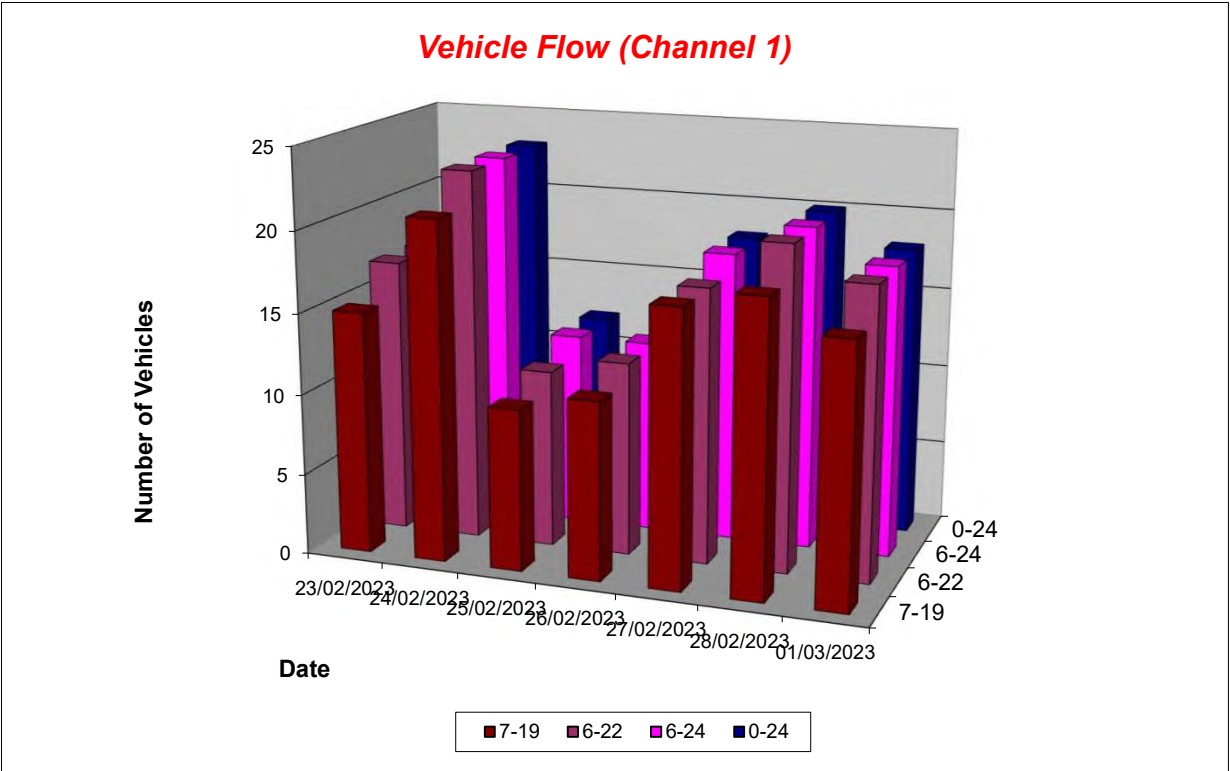
Produced by Road Data Services Ltd.

Channel 1 - Westbound

Vehicle Flow

Week 1

Hr Ending	23/02/2023 Thursday	24/02/2023 Friday	25/02/2023 Saturday	26/02/2023 Sunday	27/02/2023 Monday	28/02/2023 Tuesday	01/03/2023 Wednesday	Weekday Average	Average
1	0	0	0	0	0	0	0	0	0
2	0	0	0	0	0	0	0	0	0
3	0	0	0	0	0	0	0	0	0
4	0	0	0	0	0	0	0	0	0
5	0	0	0	0	0	0	0	0	0
6	0	0	0	0	0	0	0	0	0
7	1	1	0	0	0	1	0	1	0
8	2	1	1	0	2	5	2	2	2
9	2	2	0	0	3	4	3	3	2
10	1	3	0	0	1	1	1	1	1
11	2	1	1	0	1	1	1	1	1
12	0	1	1	1	2	1	2	1	1
13	2	2	2	2	1	1	0	1	1
14	0	0	2	2	1	0	0	0	1
15	1	3	1	4	0	0	2	1	2
16	2	6	0	2	2	1	2	3	2
17	1	0	1	0	3	1	1	1	1
18	1	1	1	0	0	3	2	1	1
19	1	1	0	0	1	0	0	1	0
20	0	0	1	1	0	1	1	0	1
21	0	1	0	0	0	0	0	0	0
22	1	0	0	0	0	0	1	0	0
23	0	0	1	0	0	0	0	0	0
24	0	0	0	0	1	0	0	0	0
7-19	15	21	10	11	17	18	16	17	15
6-22	17	23	11	12	17	20	18	19	17
6-24	17	23	12	12	18	20	18	19	17
0-24	17	23	12	12	18	20	18	19	17



Lincolnshire ATC 33

Produced by Road Data Services Ltd.

Channel 1 - Westbound

Average Speed

Week 1

Hr Ending	23/02/2023 Thursday	24/02/2023 Friday	25/02/2023 Saturday	26/02/2023 Sunday	27/02/2023 Monday	28/02/2023 Tuesday	01/03/2023 Wednesday
1	-	-	-	-	-	-	-
2	-	-	-	-	-	-	-
3	-	-	-	-	-	-	-
4	-	-	-	-	-	-	-
5	-	-	-	-	-	-	-
6	-	-	-	-	-	-	-
7	29.5	28.2	-	-	-	28.7	-
8	22.8	28.0	33.7	-	30.4	28.0	29.2
9	17.8	26.2	-	-	24.7	23.3	22.5
10	24.5	27.8	-	-	13.6	31.2	30.1
11	32.5	26.4	15.5	-	39.1	28.8	23.2
12	-	22.4	19.5	16.2	28.4	18.2	26.9
13	25.5	25.2	22.9	22.7	28.0	31.2	-
14	-	-	23.6	27.1	31.3	-	-
15	27.0	33.0	26.4	35.9	-	-	26.5
16	23.8	25.6	-	19.8	21.5	17.2	22.5
17	14.6	-	21.7	-	27.9	19.0	24.4
18	26.2	25.4	27.0	-	-	30.3	28.9
19	36.8	18.9	-	-	34.7	-	-
20	-	-	21.4	32.2	-	22.3	26.3
21	-	29.7	-	-	-	-	-
22	29.0	-	-	-	-	-	21.0
23	-	-	23.5	-	-	-	-
24	-	-	-	-	28.7	-	-

10-12	32.5	24.4	17.5	16.2	32.0	23.5	25.7
14-16	24.9	28.1	26.4	30.5	21.5	17.2	24.4
0-24	25.4	26.9	23.5	27.6	27.4	26.0	25.6

Average (ALL)	26.1
Weekday Inter-Peak	26.4

Channel 1 - Westbound

85th Percentile

Hr Ending	23/02/2023 Thursday	24/02/2023 Friday	25/02/2023 Saturday	26/02/2023 Sunday	27/02/2023 Monday	28/02/2023 Tuesday	01/03/2023 Wednesday
1	-	-	-	-	-	-	-
2	-	-	-	-	-	-	-
3	-	-	-	-	-	-	-
4	-	-	-	-	-	-	-
5	-	-	-	-	-	-	-
6	-	-	-	-	-	-	-
7	-	-	-	-	-	-	-
8	27.2	-	-	-	33.6	32.7	30.4
9	21.7	29.9	-	-	29.6	27.1	28.8
10	-	35.3	-	-	-	-	-
11	37.3	-	-	-	-	-	-
12	-	-	-	-	34.0	-	27.0
13	33.3	27.7	24.1	25.5	-	-	-
14	-	-	27.0	34.2	-	-	-
15	-	37.6	-	43.9	-	-	30.7
16	26.4	31.0	-	20.6	22.1	-	25.8
17	-	-	-	-	36.2	-	-
18	-	-	-	-	-	32.9	29.0
19	-	-	-	-	-	-	-
20	-	-	-	-	-	-	-
21	-	-	-	-	-	-	-
22	-	-	-	-	-	-	-
23	-	-	-	-	-	-	-
24	-	-	-	-	-	-	-

10-12	37.3	26.5	19.6	-	38.9	29.0	27.5
14-16	27.5	34.4	-	40.7	22.1	-	28.7
0-24	32.3	32.4	28.1	36.8	34.5	31.4	30.0

85th %ile (ALL)	32.4
Weekday Inter-Peak	32.4

Lincolnshire ATC 33

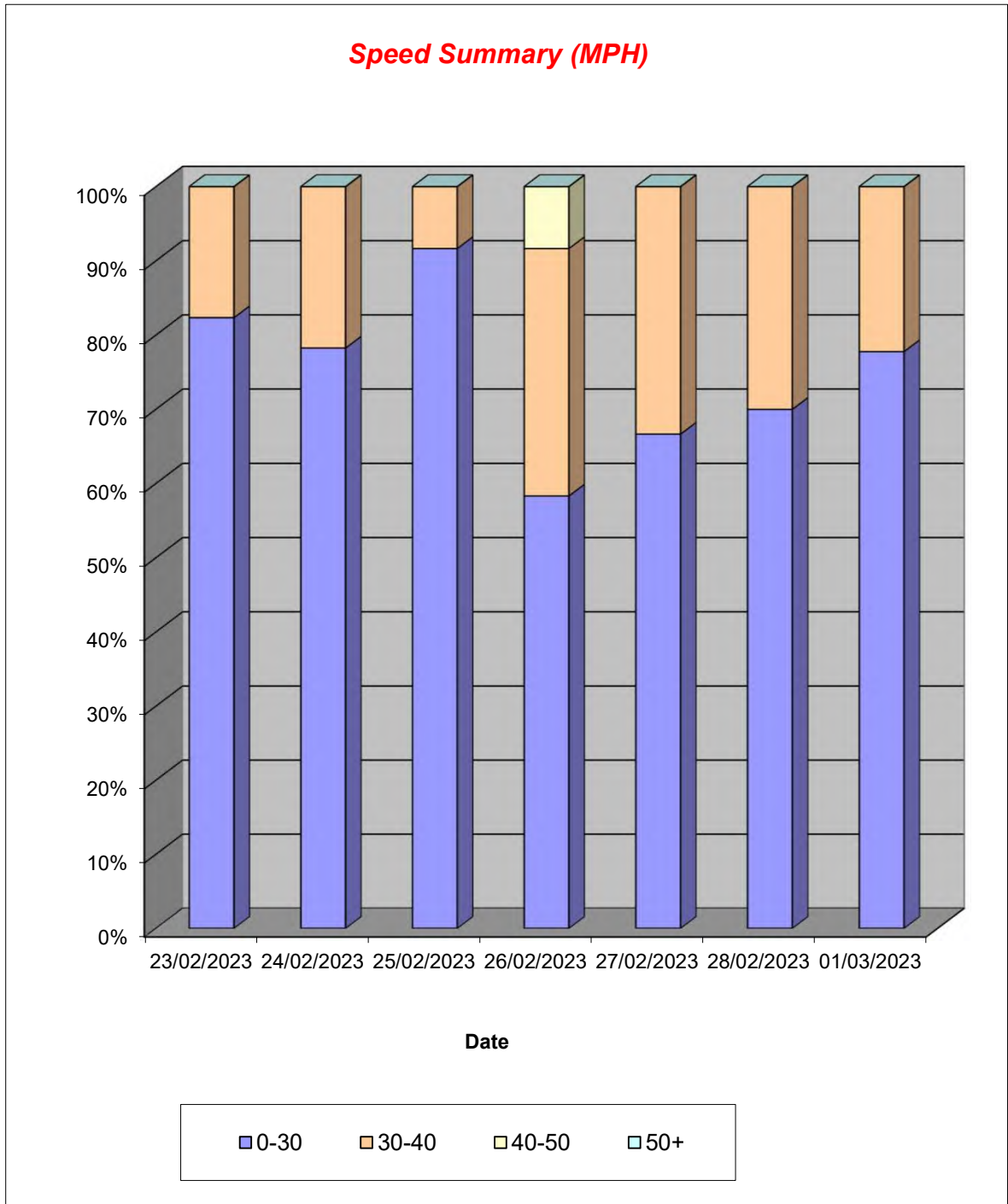
Produced by Road Data Services Ltd.

Channel 1 - Westbound

Speed Summary

Week 1

Speed (MPH)	23/02/2023 Thursday	24/02/2023 Friday	25/02/2023 Saturday	26/02/2023 Sunday	27/02/2023 Monday	28/02/2023 Tuesday	01/03/2023 Wednesday
0-30	14	18	11	7	12	14	14
30-40	3	5	1	4	6	6	4
40-50	0	0	0	1	0	0	0
50+	0	0	0	0	0	0	0
TOTAL	17	23	12	12	18	20	18



Lincolnshire ATC 33

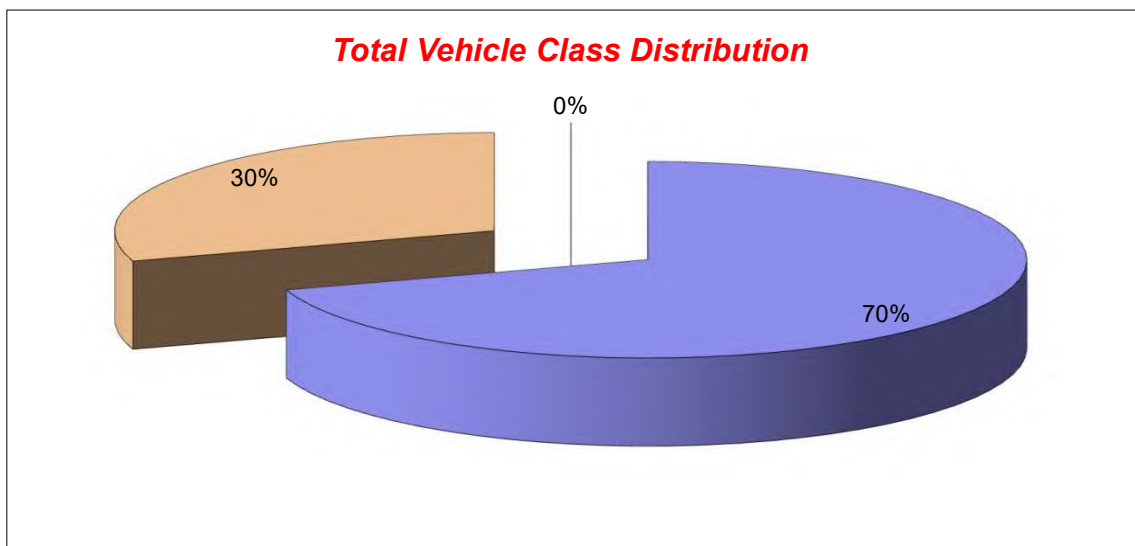
Produced by Road Data Services Ltd.

Channel 1 - Westbound

Vehicle Class

Week 1

Classes Day / Time	Car / LGV / Caravan - 1	OGV1 / Bus - 2,3,5,6,7,12	OGV2 - 4,8,9,10,11,13	TOTAL - 1-13
23/02/2023				
7-19	9	6	0	15
6-22	11	6	0	17
6-24	11	6	0	17
0-24	11	6	0	17
24/02/2023				
7-19	16	5	0	21
6-22	18	5	0	23
6-24	18	5	0	23
0-24	18	5	0	23
25/02/2023				
7-19	6	4	0	10
6-22	7	4	0	11
6-24	8	4	0	12
0-24	8	4	0	12
26/02/2023				
7-19	8	3	0	11
6-22	9	3	0	12
6-24	9	3	0	12
0-24	9	3	0	12
27/02/2023				
7-19	12	5	0	17
6-22	12	5	0	17
6-24	13	5	0	18
0-24	13	5	0	18
28/02/2023				
7-19	11	7	0	18
6-22	11	9	0	20
6-24	11	9	0	20
0-24	11	9	0	20
01/03/2023				
7-19	12	4	0	16
6-22	14	4	0	18
6-24	14	4	0	18
0-24	14	4	0	18
Average				
7-19	11	5	0	15
6-22	12	5	0	17
6-24	12	5	0	17
0-24	12	5	0	17



Lincolnshire ATC 33

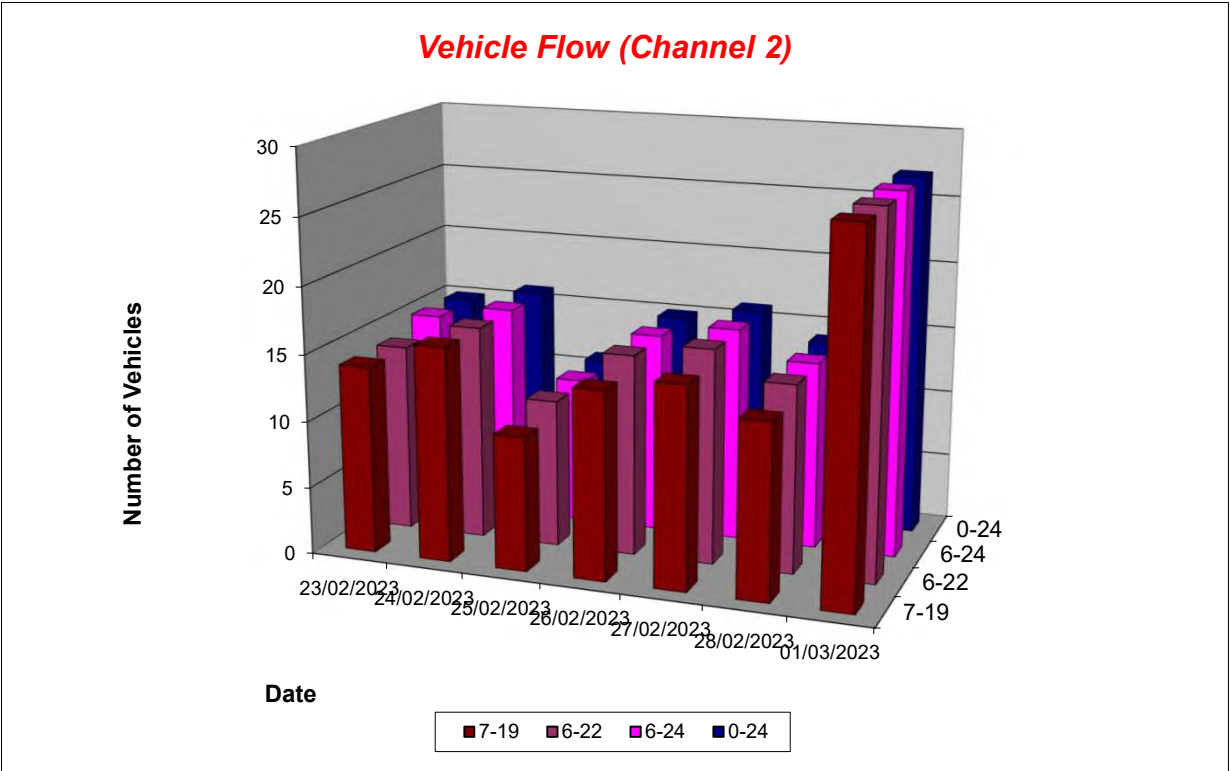
Produced by Road Data Services Ltd.

Channel 2 - Eastbound

Vehicle Flow

Week 1

Hr Ending	23/02/2023 Thursday	24/02/2023 Friday	25/02/2023 Saturday	26/02/2023 Sunday	27/02/2023 Monday	28/02/2023 Tuesday	01/03/2023 Wednesday	Weekday Average	Average
1	0	0	0	0	0	0	0	0	0
2	0	0	0	0	0	0	0	0	0
3	0	0	0	0	0	0	0	0	0
4	0	0	0	0	0	0	0	0	0
5	0	0	0	0	0	0	0	0	0
6	0	0	0	0	0	0	0	0	0
7	0	0	0	0	1	0	0	0	0
8	1	1	0	0	1	1	2	1	1
9	1	2	0	1	1	1	2	1	1
10	0	0	2	0	0	1	2	1	1
11	2	1	1	3	0	2	1	1	1
12	5	2	2	3	1	1	3	2	2
13	1	3	1	3	1	0	2	1	2
14	1	1	1	0	2	1	3	2	1
15	1	3	0	0	3	3	5	3	2
16	0	0	1	1	1	1	3	1	1
17	1	2	0	1	2	1	2	2	1
18	1	1	2	2	2	1	1	1	1
19	0	0	0	0	1	0	1	0	0
20	0	0	1	1	0	0	0	0	0
21	0	0	0	0	0	1	0	0	0
22	0	0	0	0	0	0	0	0	0
23	1	0	0	0	0	0	0	0	0
24	0	0	0	0	0	0	0	0	0
7-19	14	16	10	14	15	13	27	17	16
6-22	14	16	11	15	16	14	27	17	16
6-24	15	16	11	15	16	14	27	18	16
0-24	15	16	11	15	16	14	27	18	16



Lincolnshire ATC 33

Produced by Road Data Services Ltd.

Channel 2 - Eastbound

Average Speed

Week 1

Hr Ending	23/02/2023 Thursday	24/02/2023 Friday	25/02/2023 Saturday	26/02/2023 Sunday	27/02/2023 Monday	28/02/2023 Tuesday	01/03/2023 Wednesday
1	-	-	-	-	-	-	-
2	-	-	-	-	-	-	-
3	-	-	-	-	-	-	-
4	-	-	-	-	-	-	-
5	-	-	-	-	-	-	-
6	-	-	-	-	-	-	-
7	-	-	-	-	15.1	-	-
8	27.0	20.9	-	-	20.3	20.9	21.9
9	28.9	24.0	-	11.2	18.0	24.4	14.2
10	-	-	26.5	-	-	23.4	15.9
11	24.3	28.5	22.9	20.9	-	25.9	17.1
12	28.8	20.1	21.9	14.8	28.7	20.3	24.8
13	31.3	19.3	11.3	23.3	25.3	-	23.2
14	24.2	33.6	15.0	-	24.5	24.3	24.0
15	24.5	20.7	-	-	19.1	20.5	22.2
16	-	-	30.3	21.9	26.0	22.5	27.0
17	20.8	18.2	-	23.2	26.9	28.1	22.5
18	26.3	25.2	17.9	16.8	30.0	26.2	25.7
19	-	-	-	-	29.1	-	26.2
20	-	-	31.7	15.9	-	-	-
21	-	-	-	-	-	27.1	-
22	-	-	-	-	-	-	-
23	33.9	-	-	-	-	-	-
24	-	-	-	-	-	-	-

10-12	27.5	22.9	22.2	17.9	28.7	24.1	22.9
14-16	24.5	20.7	30.3	21.9	20.9	21.0	24.0
0-24	27.3	22.1	22.2	18.9	23.9	23.6	22.3

Average (ALL)	22.9
Weekday Inter-Peak	23.7

Channel 2 - Eastbound

85th Percentile

Hr Ending	23/02/2023 Thursday	24/02/2023 Friday	25/02/2023 Saturday	26/02/2023 Sunday	27/02/2023 Monday	28/02/2023 Tuesday	01/03/2023 Wednesday
1	-	-	-	-	-	-	-
2	-	-	-	-	-	-	-
3	-	-	-	-	-	-	-
4	-	-	-	-	-	-	-
5	-	-	-	-	-	-	-
6	-	-	-	-	-	-	-
7	-	-	-	-	-	-	-
8	-	-	-	-	-	-	23.7
9	-	26.3	-	-	-	-	17.4
10	-	-	27.5	-	-	-	21.3
11	26.8	-	-	27.0	-	34.9	-
12	33.5	20.3	26.5	22.6	-	-	34.1
13	-	22.1	-	27.5	-	-	27.6
14	-	-	-	-	30.3	-	26.7
15	-	24.1	-	-	25.7	24.7	28.0
16	-	-	-	-	-	-	29.1
17	-	28.2	-	-	27.6	-	27.0
18	-	-	23.7	21.4	34.9	-	-
19	-	-	-	-	-	-	-
20	-	-	-	-	-	-	-
21	-	-	-	-	-	-	-
22	-	-	-	-	-	-	-
23	-	-	-	-	-	-	-
24	-	-	-	-	-	-	-

10-12	32.2	27.0	26.0	25.6	-	31.9	31.6
14-16	-	24.1	-	-	27.4	24.8	29.4
0-24	31.7	27.9	29.2	25.4	30.1	28.4	28.4

85th %ile (ALL)	29.2
Weekday Inter-Peak	29.8

Lincolnshire ATC 33

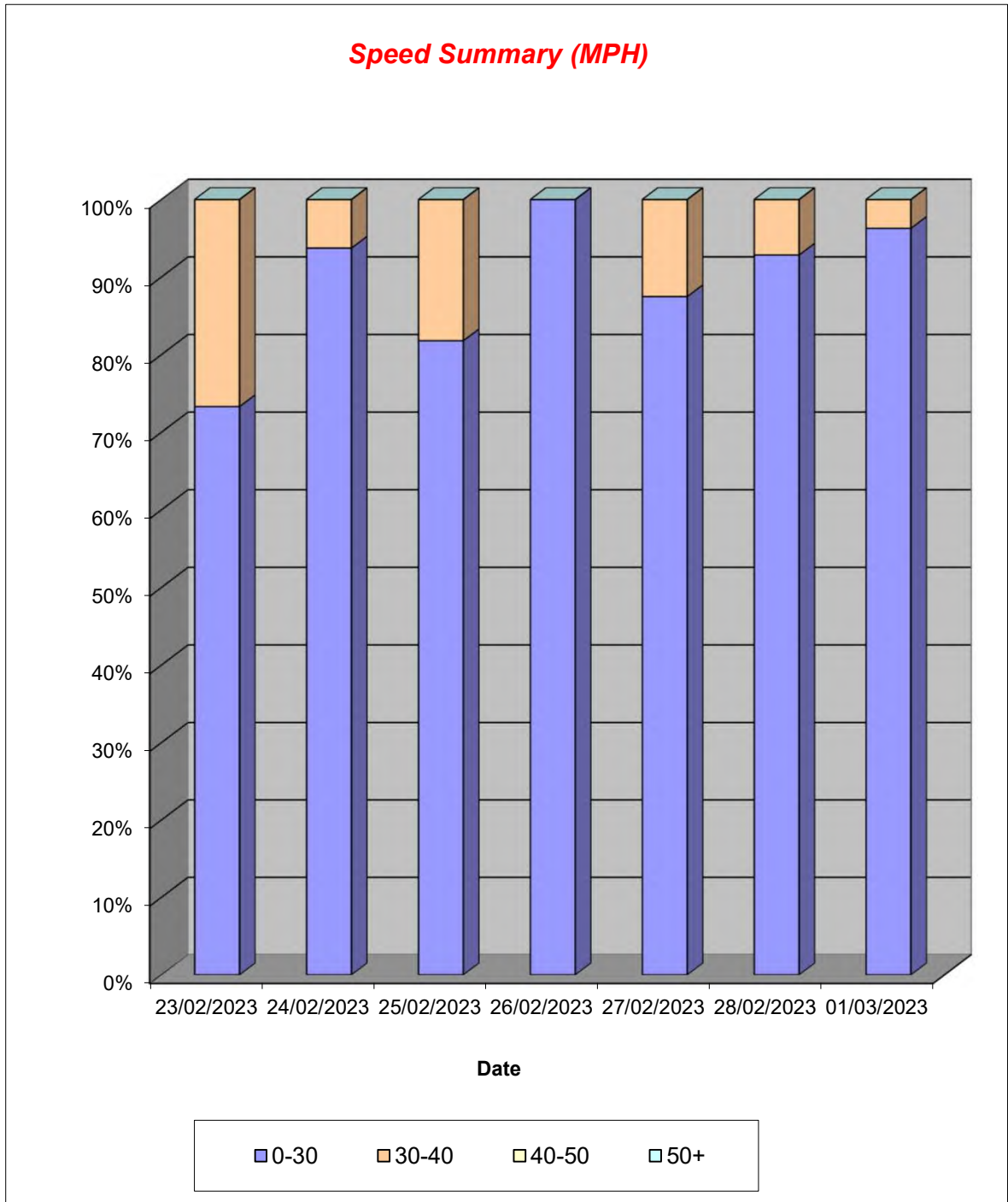
Produced by Road Data Services Ltd.

Channel 2 - Eastbound

Speed Summary

Week 1

Speed (MPH)	23/02/2023 Thursday	24/02/2023 Friday	25/02/2023 Saturday	26/02/2023 Sunday	27/02/2023 Monday	28/02/2023 Tuesday	01/03/2023 Wednesday
0-30	11	15	9	15	14	13	26
30-40	4	1	2	0	2	1	1
40-50	0	0	0	0	0	0	0
50+	0	0	0	0	0	0	0
TOTAL	15	16	11	15	16	14	27



Lincolnshire ATC 33

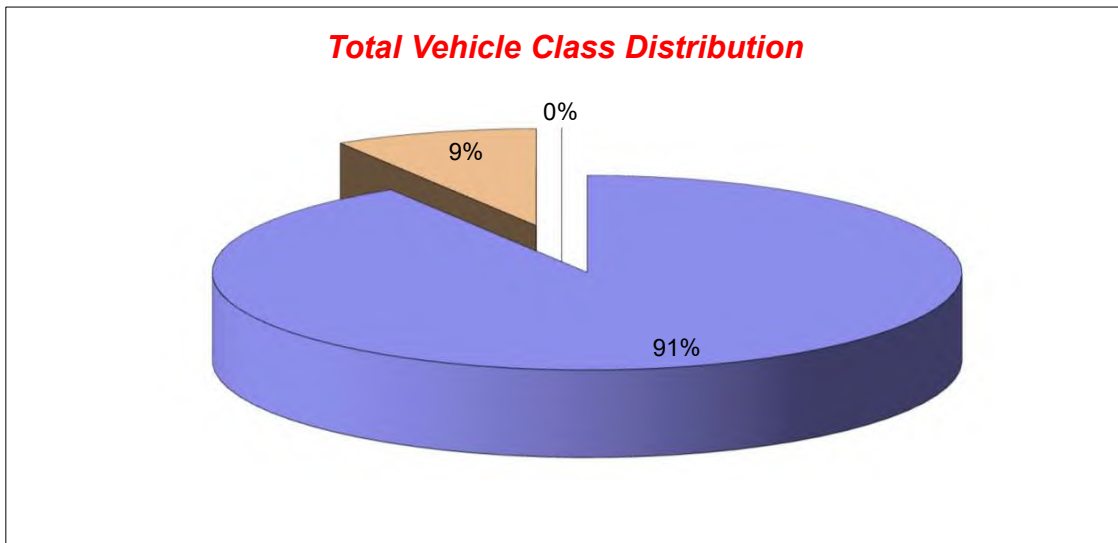
Produced by Road Data Services Ltd.

Channel 2 - Eastbound

Vehicle Class

Week 1

Classes Day / Time	Car / LGV / Caravan - 1	OGV1 / Bus - 2,3,5,6,7,12	OGV2 - 4,8,9,10,11,13	TOTAL - 1-13
23/02/2023				
7-19	12	2	0	14
6-22	12	2	0	14
6-24	13	2	0	15
0-24	13	2	0	15
24/02/2023				
7-19	14	2	0	16
6-22	14	2	0	16
6-24	14	2	0	16
0-24	14	2	0	16
25/02/2023				
7-19	9	1	0	10
6-22	10	1	0	11
6-24	10	1	0	11
0-24	10	1	0	11
26/02/2023				
7-19	13	1	0	14
6-22	14	1	0	15
6-24	14	1	0	15
0-24	14	1	0	15
27/02/2023				
7-19	14	1	0	15
6-22	14	2	0	16
6-24	14	2	0	16
0-24	14	2	0	16
28/02/2023				
7-19	12	1	0	13
6-22	13	1	0	14
6-24	13	1	0	14
0-24	13	1	0	14
01/03/2023				
7-19	26	1	0	27
6-22	26	1	0	27
6-24	26	1	0	27
0-24	26	1	0	27
Average				
7-19	14	1	0	16
6-22	15	1	0	16
6-24	15	1	0	16
0-24	15	1	0	16



Lincolnshire ATC 34

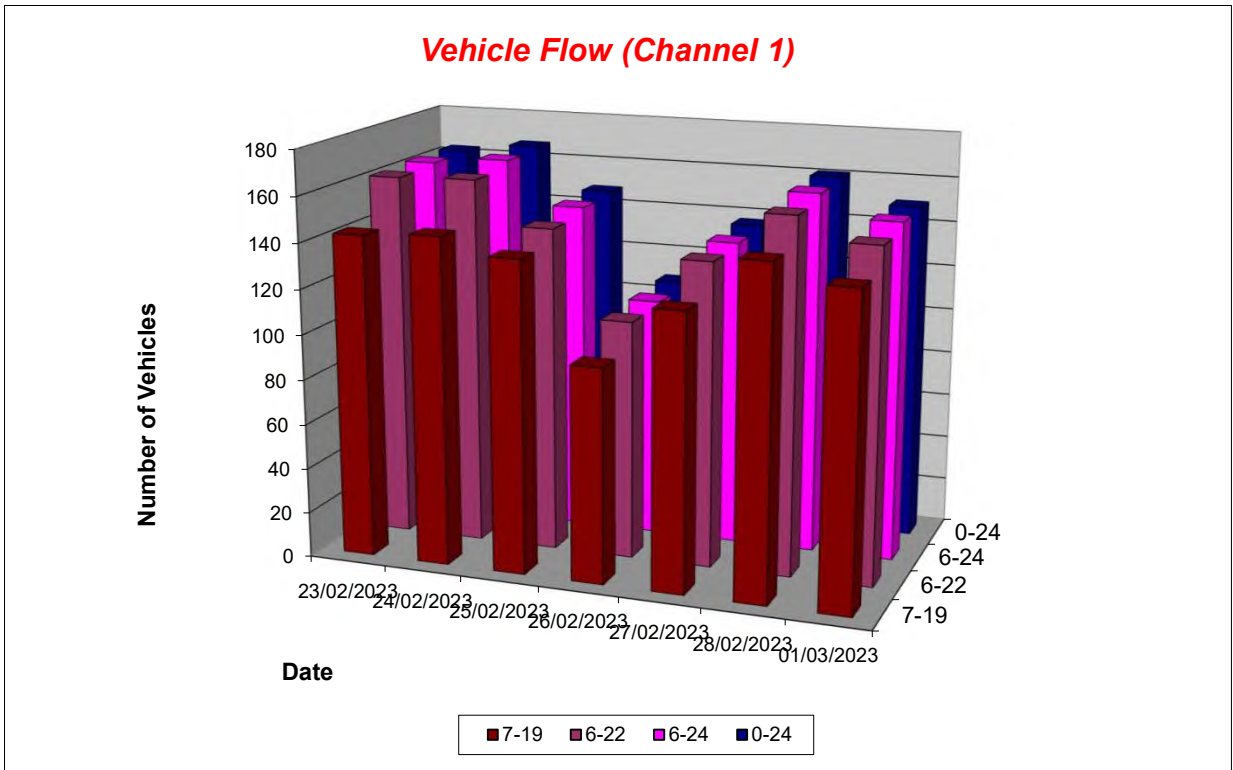
Produced by Road Data Services Ltd.

Channel 1 - Westbound

Vehicle Flow

Week 1

Hr Ending	23/02/2023 Thursday	24/02/2023 Friday	25/02/2023 Saturday	26/02/2023 Sunday	27/02/2023 Monday	28/02/2023 Tuesday	01/03/2023 Wednesday	Weekday Average	Average
1	0	0	0	0	0	0	0	0	0
2	0	0	0	0	0	0	0	0	0
3	0	0	0	0	0	1	0	0	0
4	0	0	0	0	0	0	0	0	0
5	0	0	0	0	0	0	0	0	0
6	0	1	1	1	1	0	0	0	1
7	1	1	0	0	0	1	1	1	1
8	3	7	3	5	8	4	5	5	5
9	10	10	8	5	13	13	14	12	10
10	10	15	11	2	13	6	6	10	9
11	18	8	16	10	4	10	12	10	11
12	12	10	15	5	13	14	12	12	12
13	13	15	17	8	10	16	17	14	14
14	15	21	15	12	11	18	9	15	14
15	9	7	13	12	9	10	13	10	10
16	11	10	8	9	11	19	12	13	11
17	13	19	15	8	9	10	14	13	13
18	18	13	9	8	14	16	15	15	13
19	11	10	8	11	7	9	8	9	9
20	8	6	2	4	5	5	2	5	5
21	5	6	4	6	8	4	6	6	6
22	5	5	0	1	0	2	1	3	2
23	1	2	3	1	1	2	3	2	2
24	0	1	0	0	0	1	0	0	0
7-19	143	145	138	95	122	145	137	138	132
6-22	162	163	144	106	135	157	147	153	145
6-24	163	166	147	107	136	160	150	155	147
0-24	163	167	148	108	137	161	150	156	148



Lincolnshire ATC 34

Produced by Road Data Services Ltd.

Channel 1 - Westbound

Average Speed

Week 1

Hr Ending	23/02/2023 Thursday	24/02/2023 Friday	25/02/2023 Saturday	26/02/2023 Sunday	27/02/2023 Monday	28/02/2023 Tuesday	01/03/2023 Wednesday
1	-	-	-	-	-	-	-
2	-	-	-	-	-	-	-
3	-	-	-	-	-	33.7	-
4	-	-	-	-	-	-	-
5	-	-	-	-	-	-	-
6	-	32.9	35.9	43.2	36.7	-	-
7	37.7	27.3	-	-	-	44.5	23.8
8	31.6	33.1	30.3	31.0	34.5	35.0	33.8
9	31.3	30.9	28.2	33.6	33.2	30.8	31.4
10	31.0	31.9	34.6	31.2	28.1	31.3	31.3
11	29.2	33.4	30.8	31.7	33.0	32.4	29.0
12	30.7	32.5	33.2	33.0	33.4	28.8	31.4
13	32.9	31.9	32.5	30.8	32.3	32.0	31.0
14	28.6	32.0	33.2	32.2	29.9	29.7	30.2
15	35.8	31.0	29.8	30.4	32.5	32.2	32.4
16	33.6	34.4	34.3	31.2	32.8	31.0	32.1
17	34.6	35.4	32.0	33.7	31.3	31.9	33.3
18	33.7	33.7	29.9	33.0	33.5	34.3	30.3
19	34.8	32.3	31.8	30.6	30.1	32.2	31.9
20	34.0	31.5	32.1	32.7	30.0	34.4	31.3
21	29.4	27.5	32.7	33.4	34.3	32.8	31.8
22	35.2	30.5	-	34.5	-	34.2	43.7
23	32.8	32.0	25.7	31.7	31.8	32.5	35.2
24	-	28.2	-	-	-	21.6	-

10-12	29.8	32.9	32.0	32.2	33.3	30.3	30.2
14-16	34.6	33.0	31.5	30.7	32.7	31.4	32.2
0-24	32.3	32.4	31.8	32.0	32.1	31.7	31.5

Average (ALL)	32.0
Weekday Inter-Peak	31.8

Channel 1 - Westbound

85th Percentile

Hr Ending	23/02/2023 Thursday	24/02/2023 Friday	25/02/2023 Saturday	26/02/2023 Sunday	27/02/2023 Monday	28/02/2023 Tuesday	01/03/2023 Wednesday
1	-	-	-	-	-	-	-
2	-	-	-	-	-	-	-
3	-	-	-	-	-	-	-
4	-	-	-	-	-	-	-
5	-	-	-	-	-	-	-
6	-	-	-	-	-	-	-
7	-	-	-	-	-	-	-
8	33.3	36.5	39.7	36.1	39.2	38.3	40.2
9	35.3	33.7	30.3	37.3	38.5	36.6	36.6
10	35.9	38.6	40.4	33.6	34.9	35.8	41.3
11	35.3	36.4	36.4	37.9	39.4	38.2	32.2
12	36.0	36.9	40.0	41.5	37.1	37.0	36.7
13	39.6	36.8	39.0	40.5	37.0	37.9	37.0
14	36.4	37.4	39.6	36.6	35.4	35.0	37.0
15	39.5	33.9	35.1	36.3	36.2	37.0	36.6
16	37.5	38.4	40.8	39.3	37.8	38.5	37.8
17	40.1	40.2	37.5	38.2	41.2	36.6	37.2
18	38.2	37.6	35.5	37.5	39.2	39.9	34.6
19	41.7	39.0	35.4	37.4	37.6	38.1	37.1
20	41.2	34.0	33.9	35.9	33.0	37.3	37.4
21	36.0	38.5	35.2	46.5	40.8	38.6	43.5
22	40.3	36.3	-	-	-	40.0	-
23	-	32.7	40.5	-	-	34.0	36.2
24	-	-	-	-	-	-	-

10-12	35.6	36.8	38.3	39.3	37.8	37.8	34.8
14-16	38.6	37.0	37.7	37.6	37.2	38.1	37.1
0-24	38.5	37.8	38.2	38.9	38.2	37.9	37.5

85th %ile (ALL)	38.1
Weekday Inter-Peak	37.4

Lincolnshire ATC 34

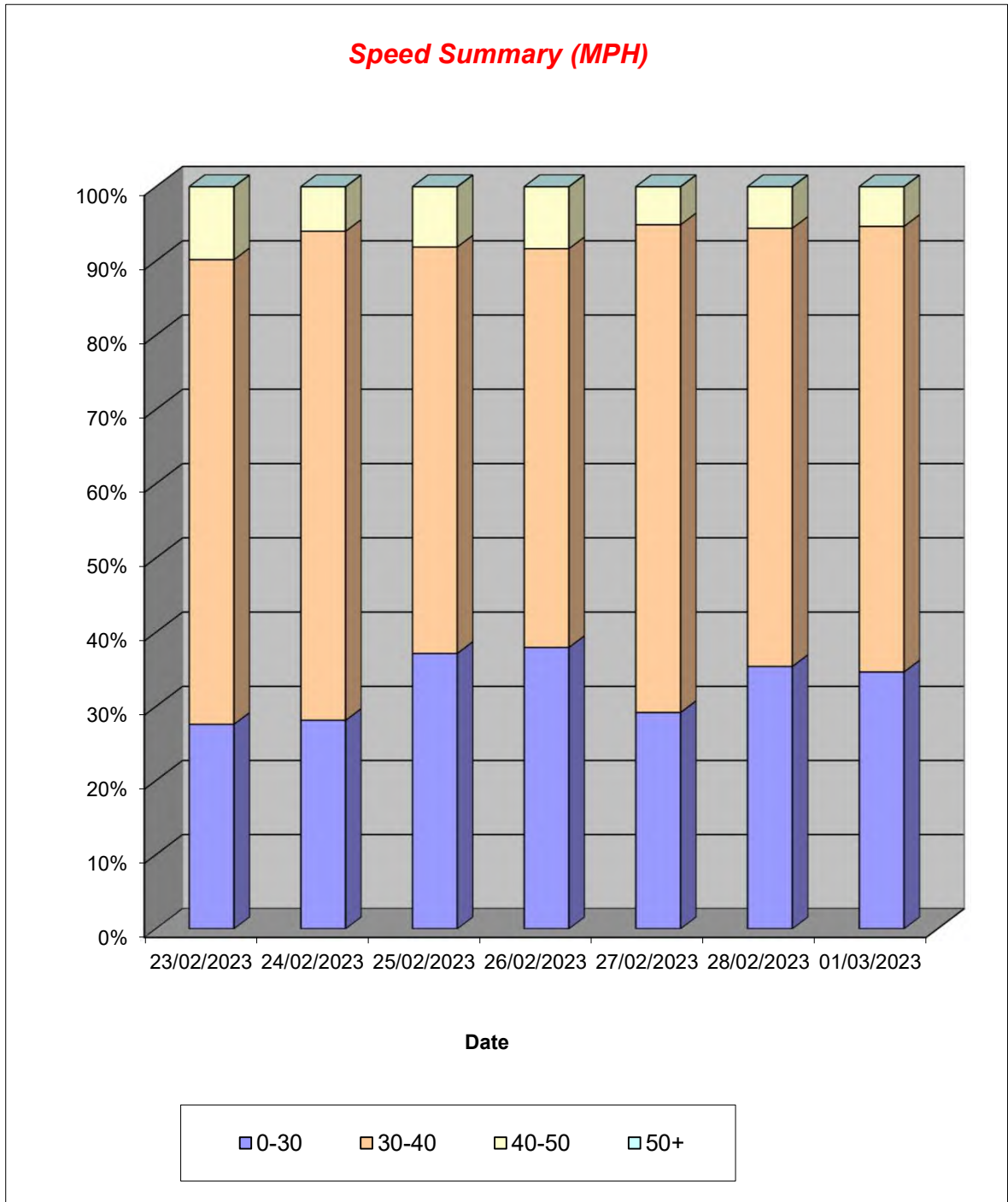
Produced by Road Data Services Ltd.

Channel 1 - Westbound

Speed Summary

Week 1

Speed (MPH)	23/02/2023 Thursday	24/02/2023 Friday	25/02/2023 Saturday	26/02/2023 Sunday	27/02/2023 Monday	28/02/2023 Tuesday	01/03/2023 Wednesday
0-30	45	47	55	41	40	57	52
30-40	102	110	81	58	90	95	90
40-50	16	10	12	9	7	9	8
50+	0	0	0	0	0	0	0
TOTAL	163	167	148	108	137	161	150



Lincolnshire ATC 34

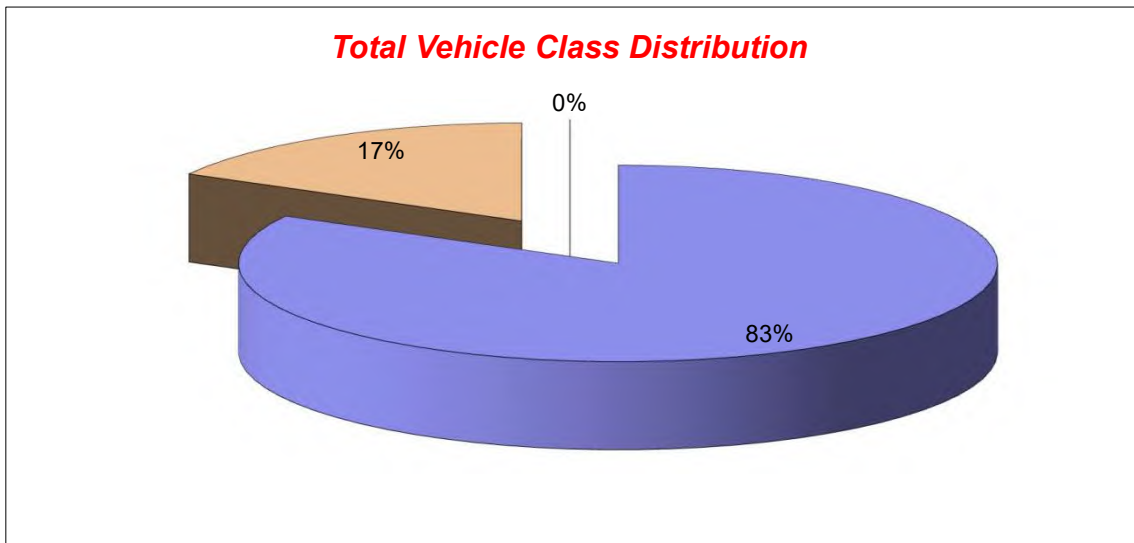
Produced by Road Data Services Ltd.

Channel 1 - Westbound

Vehicle Class

Week 1

Classes Day / Time	Car / LGV / Caravan - 1	OGV1 / Bus - 2,3,5,6,7,12	OGV2 - 4,8,9,10,11,13	TOTAL - 1-13
23/02/2023				
7-19	119	24	0	143
6-22	136	26	0	162
6-24	137	26	0	163
0-24	137	26	0	163
24/02/2023				
7-19	111	34	0	145
6-22	127	36	0	163
6-24	130	36	0	166
0-24	131	36	0	167
25/02/2023				
7-19	109	29	0	138
6-22	113	31	0	144
6-24	116	31	0	147
0-24	117	31	0	148
26/02/2023				
7-19	82	13	0	95
6-22	93	13	0	106
6-24	94	13	0	107
0-24	95	13	0	108
27/02/2023				
7-19	103	19	0	122
6-22	115	20	0	135
6-24	116	20	0	136
0-24	117	20	0	137
28/02/2023				
7-19	122	23	0	145
6-22	132	25	0	157
6-24	135	25	0	160
0-24	136	25	0	161
01/03/2023				
7-19	115	22	0	137
6-22	122	25	0	147
6-24	125	25	0	150
0-24	125	25	0	150
Average				
7-19	109	23	0	132
6-22	120	25	0	145
6-24	122	25	0	147
0-24	123	25	0	148



Lincolnshire ATC 34

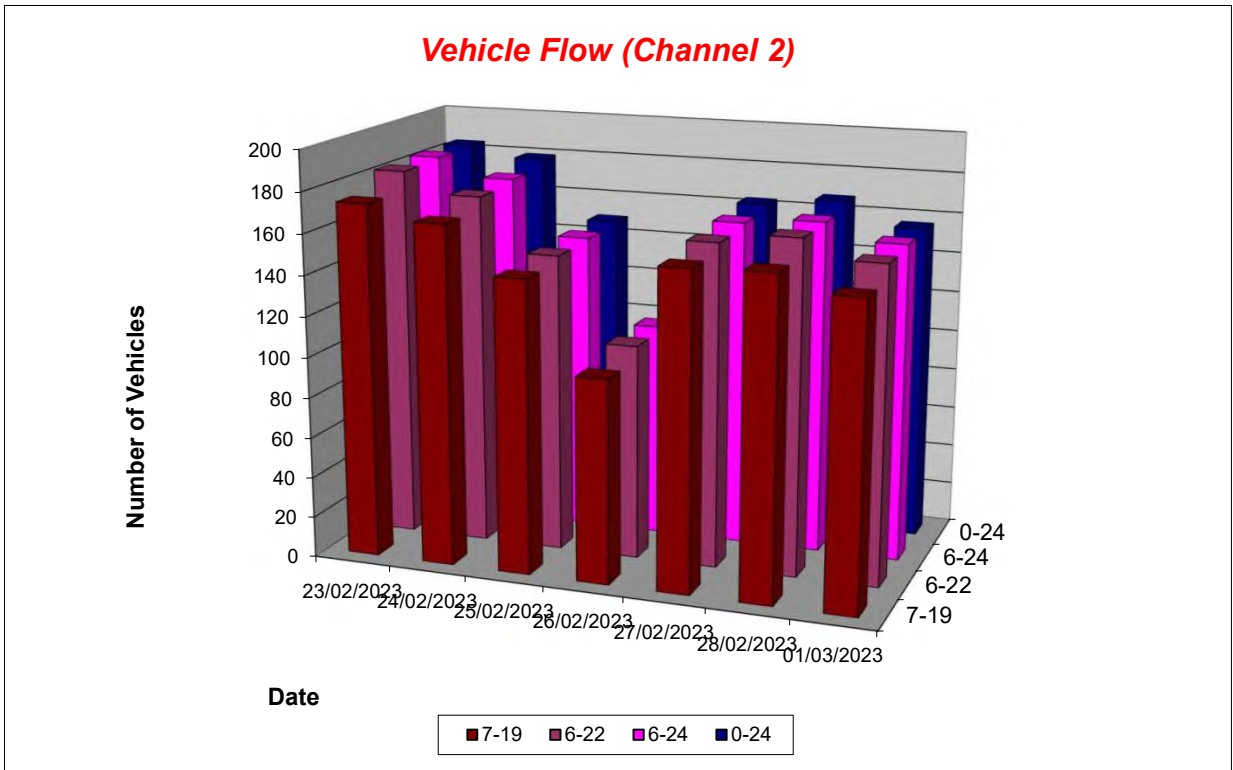
Produced by Road Data Services Ltd.

Channel 2 - Eastbound

Vehicle Flow

Week 1

Hr Ending	23/02/2023 Thursday	24/02/2023 Friday	25/02/2023 Saturday	26/02/2023 Sunday	27/02/2023 Monday	28/02/2023 Tuesday	01/03/2023 Wednesday	Weekday Average	Average
1	0	1	0	1	0	0	0	0	0
2	0	0	0	0	0	1	0	0	0
3	0	0	0	0	0	0	0	0	0
4	0	1	0	0	0	0	0	0	0
5	0	0	0	0	0	0	0	0	0
6	0	2	1	1	2	2	0	1	1
7	2	1	0	0	1	2	2	2	1
8	13	11	5	2	11	11	10	11	9
9	13	16	9	5	23	16	18	17	14
10	11	26	19	5	6	15	15	15	14
11	12	18	24	14	17	15	17	16	17
12	32	13	18	14	20	9	16	18	17
13	11	14	17	12	11	17	13	13	14
14	11	8	8	12	9	14	11	11	10
15	18	16	13	10	11	14	10	14	13
16	10	16	11	8	19	15	12	14	13
17	19	8	8	12	9	13	9	12	11
18	13	10	6	2	10	12	11	11	9
19	11	11	6	4	9	5	6	8	7
20	2	5	1	5	2	6	1	3	3
21	2	0	2	1	1	0	3	1	1
22	3	0	0	0	0	0	1	1	1
23	0	0	1	0	2	0	0	0	0
24	1	2	0	0	0	0	1	1	1
7-19	174	167	144	100	155	156	148	160	149
6-22	183	173	147	106	159	164	155	167	155
6-24	184	175	148	106	161	164	156	168	156
0-24	184	179	149	108	163	167	156	170	158



Lincolnshire ATC 34

Produced by Road Data Services Ltd.

Channel 2 - Eastbound

Average Speed

Week 1

Hr Ending	23/02/2023 Thursday	24/02/2023 Friday	25/02/2023 Saturday	26/02/2023 Sunday	27/02/2023 Monday	28/02/2023 Tuesday	01/03/2023 Wednesday
1	-	42.2	-	26.6	-	-	-
2	-	-	-	-	-	32.5	-
3	-	-	-	-	-	-	-
4	-	27.3	-	-	-	-	-
5	-	-	-	-	-	-	-
6	-	31.9	35.2	32.4	34.9	31.7	-
7	37.0	37.1	-	-	32.1	33.9	29.2
8	31.1	33.6	31.4	28.2	33.1	31.2	33.0
9	31.8	35.1	31.5	28.3	30.7	32.8	32.9
10	29.6	29.2	32.8	30.9	29.5	33.7	31.7
11	28.4	31.5	29.8	32.0	28.7	31.9	29.9
12	27.9	31.2	29.0	30.5	31.8	31.4	30.2
13	28.5	27.5	29.8	29.8	29.6	29.9	31.4
14	30.0	31.0	25.8	28.0	26.3	27.9	29.9
15	28.8	31.8	31.8	28.7	31.4	28.4	31.1
16	32.4	30.6	30.7	28.5	30.1	32.0	32.7
17	30.9	32.3	29.4	29.6	33.5	30.9	30.4
18	29.3	29.5	29.9	32.3	29.8	32.8	29.7
19	31.1	30.3	31.0	26.4	31.1	31.6	29.1
20	37.5	31.4	39.7	26.2	36.4	36.0	37.2
21	25.8	-	32.0	44.5	44.8	-	23.9
22	35.2	-	-	-	-	-	38.5
23	-	-	11.3	-	29.0	-	-
24	44.3	32.5	-	-	-	-	31.6

10-12	28.0	31.4	29.5	31.3	30.3	31.7	30.0
14-16	30.1	31.2	31.3	28.6	30.6	30.3	32.0
0-24	30.0	31.1	30.3	29.6	30.7	31.4	31.1

Average (ALL)	30.7
Weekday Inter-Peak	30.4

Channel 2 - Eastbound

85th Percentile

Hr Ending	23/02/2023 Thursday	24/02/2023 Friday	25/02/2023 Saturday	26/02/2023 Sunday	27/02/2023 Monday	28/02/2023 Tuesday	01/03/2023 Wednesday
1	-	-	-	-	-	-	-
2	-	-	-	-	-	-	-
3	-	-	-	-	-	-	-
4	-	-	-	-	-	-	-
5	-	-	-	-	-	-	-
6	-	31.9	-	-	43.5	32.4	-
7	37.6	-	-	-	-	37.0	32.1
8	37.6	38.2	35.9	29.1	38.3	35.1	38.6
9	37.0	40.7	36.6	30.3	35.8	37.9	38.9
10	35.6	34.4	38.2	34.6	34.8	37.7	38.7
11	32.8	37.6	34.8	40.8	33.0	37.3	33.5
12	34.3	36.0	35.4	39.2	37.2	35.5	36.0
13	36.3	34.9	34.6	37.9	36.1	34.4	36.9
14	33.2	35.6	31.8	31.6	35.5	32.1	35.8
15	33.3	37.0	38.2	37.6	37.4	33.8	36.1
16	35.1	39.6	35.5	31.7	35.7	37.6	36.3
17	34.6	37.2	36.4	38.0	37.3	36.7	34.2
18	37.4	33.9	35.0	32.6	34.3	37.4	34.3
19	35.8	34.3	36.5	31.3	40.9	35.9	34.4
20	41.2	42.0	-	33.0	38.1	43.4	-
21	26.4	-	33.3	-	-	-	33.9
22	40.0	-	-	-	-	-	-
23	-	-	-	-	31.4	-	-
24	-	32.6	-	-	-	-	-

10-12	33.9	37.0	35.1	40.1	35.5	36.6	34.8
14-16	34.4	38.8	37.0	35.6	36.4	36.1	36.4
0-24	35.9	37.4	36.3	36.9	36.9	36.7	36.8

85th %ile (ALL)	36.8
Weekday Inter-Peak	36.1

Lincolnshire ATC 34

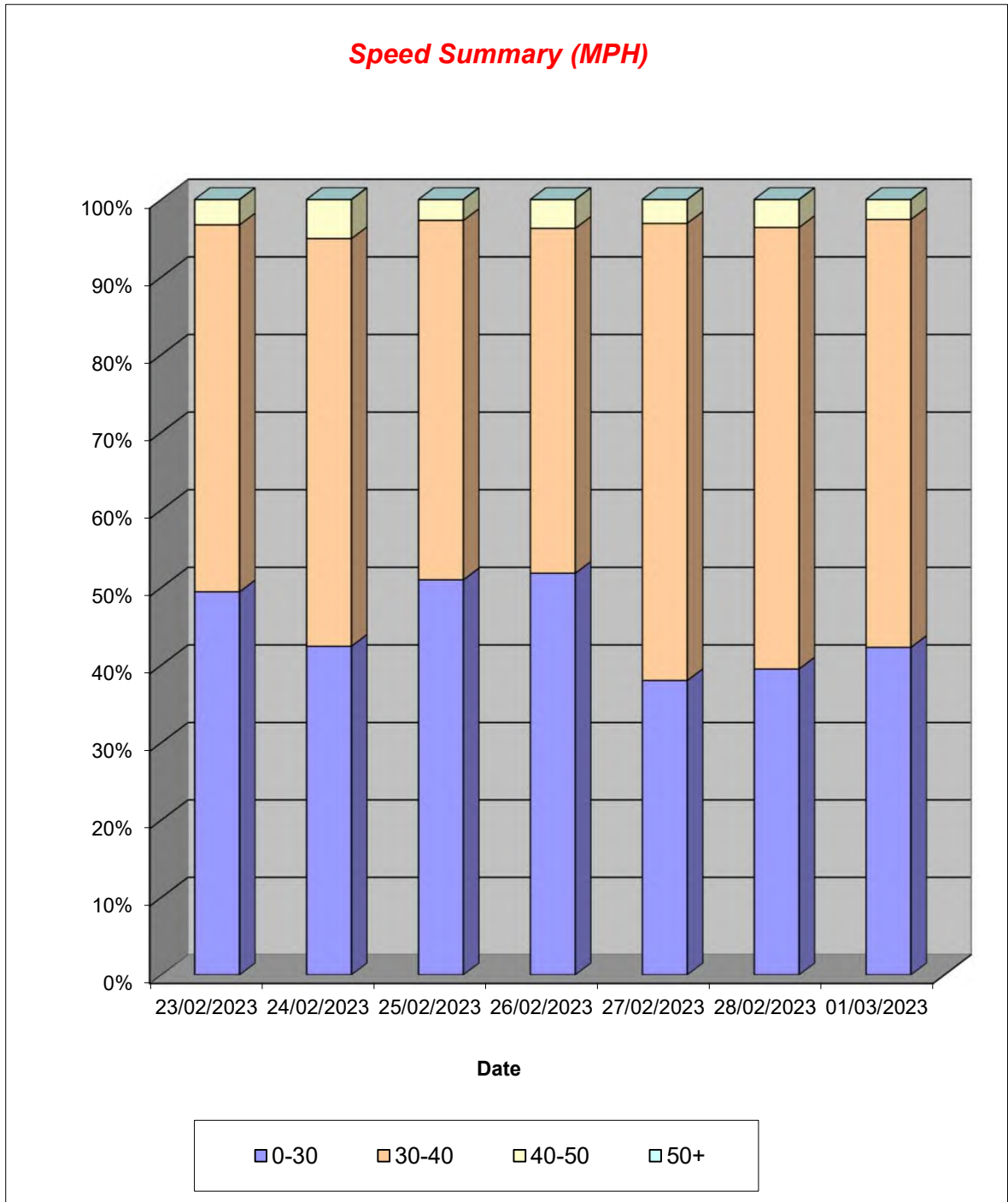
Produced by Road Data Services Ltd.

Channel 2 - Eastbound

Speed Summary

Week 1

Speed (MPH)	23/02/2023 Thursday	24/02/2023 Friday	25/02/2023 Saturday	26/02/2023 Sunday	27/02/2023 Monday	28/02/2023 Tuesday	01/03/2023 Wednesday
0-30	91	76	76	56	62	66	66
30-40	87	94	69	48	96	95	86
40-50	6	9	4	4	5	6	4
50+	0	0	0	0	0	0	0
TOTAL	184	179	149	108	163	167	156



Lincolnshire ATC 34

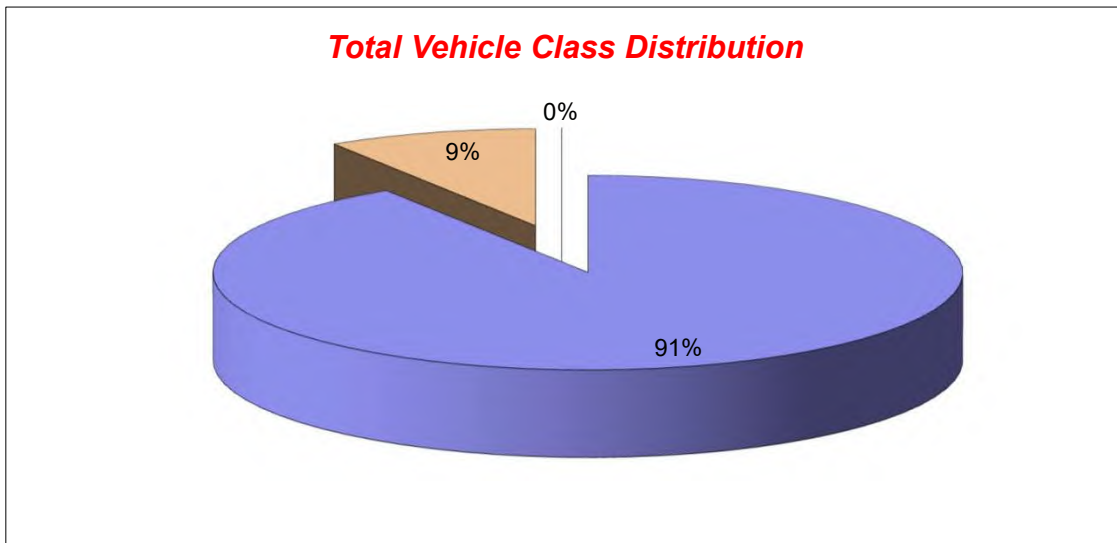
Produced by Road Data Services Ltd.

Channel 2 - Eastbound

Vehicle Class

Week 1

Classes Day / Time	Car / LGV / Caravan - 1	OGV1 / Bus - 2,3,5,6,7,12	OGV2 - 4,8,9,10,11,13	TOTAL - 1-13
23/02/2023				
7-19	164	10	0	174
6-22	173	10	0	183
6-24	174	10	0	184
0-24	174	10	0	184
24/02/2023				
7-19	149	18	0	167
6-22	155	18	0	173
6-24	157	18	0	175
0-24	160	19	0	179
25/02/2023				
7-19	134	10	0	144
6-22	137	10	0	147
6-24	138	10	0	148
0-24	139	10	0	149
26/02/2023				
7-19	94	6	0	100
6-22	100	6	0	106
6-24	100	6	0	106
0-24	102	6	0	108
27/02/2023				
7-19	134	21	0	155
6-22	138	21	0	159
6-24	139	22	0	161
0-24	141	22	0	163
28/02/2023				
7-19	144	12	0	156
6-22	151	13	0	164
6-24	151	13	0	164
0-24	154	13	0	167
01/03/2023				
7-19	129	19	0	148
6-22	136	19	0	155
6-24	136	20	0	156
0-24	136	20	0	156
Average				
7-19	135	14	0	149
6-22	141	14	0	155
6-24	142	14	0	156
0-24	144	14	0	158



Lincolnshire ATC 35, Church Lane

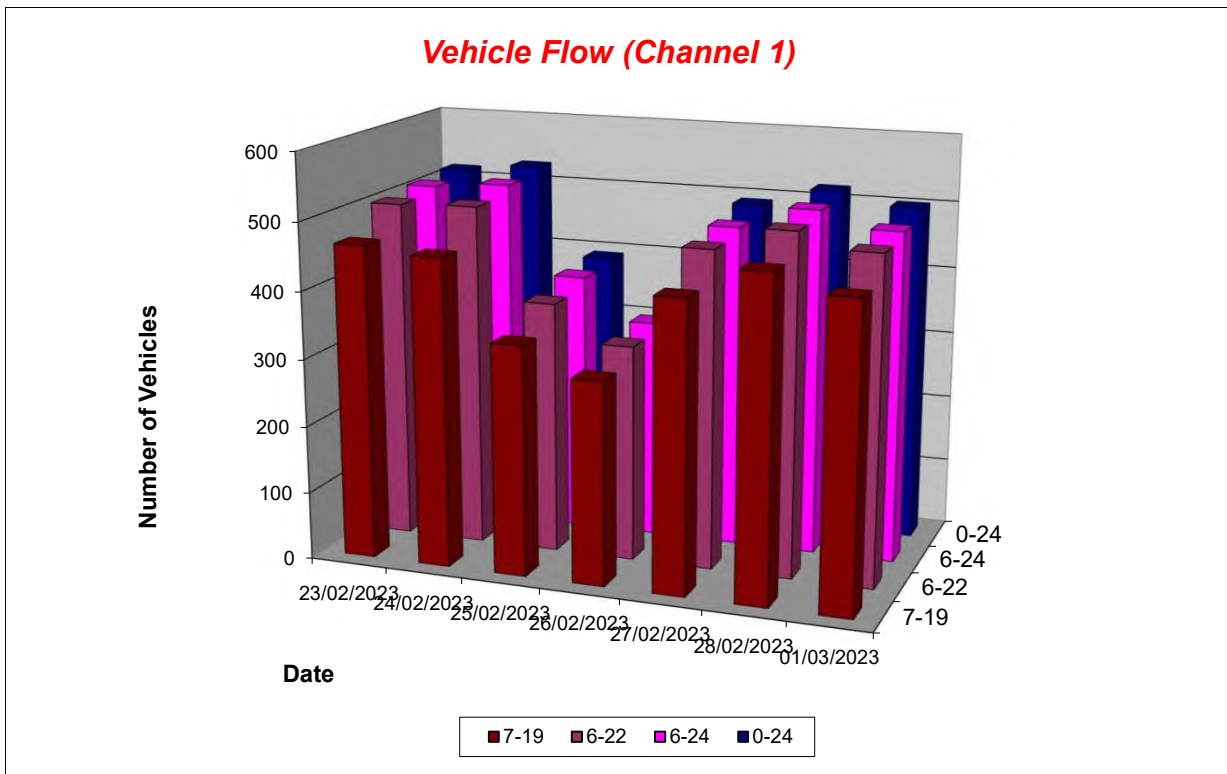
Produced by Road Data Services Ltd.

Channel 1 - Northbound

Vehicle Flow

Week 1

Hr Ending	23/02/2023 Thursday	24/02/2023 Friday	25/02/2023 Saturday	26/02/2023 Sunday	27/02/2023 Monday	28/02/2023 Tuesday	01/03/2023 Wednesday	Weekday Average	Average
1	1	2	1	1	2	2	3	2	2
2	0	2	1	2	1	0	1	1	1
3	0	1	0	0	0	3	2	1	1
4	2	0	1	2	3	1	1	1	1
5	0	0	2	1	0	0	1	0	1
6	3	4	0	4	6	1	4	4	3
7	4	9	5	0	4	6	9	6	5
8	28	16	8	6	23	21	22	22	18
9	44	43	18	19	41	42	35	41	35
10	45	35	37	18	29	39	39	37	35
11	35	36	30	35	39	32	34	35	34
12	34	35	25	26	31	39	36	35	32
13	36	35	30	37	29	44	42	37	36
14	41	35	36	33	37	36	39	38	37
15	26	36	24	35	33	43	43	36	34
16	47	53	38	33	32	49	37	44	41
17	45	50	39	24	56	43	46	48	43
18	47	42	31	19	40	50	55	47	41
19	37	40	24	15	37	34	18	33	29
20	14	18	13	11	25	10	15	16	15
21	8	11	7	6	7	8	8	8	8
22	12	13	8	3	7	8	4	9	8
23	5	8	8	3	5	6	5	6	6
24	2	4	6	3	4	2	2	3	3
7-19	465	456	340	300	427	472	446	453	415
6-22	503	507	373	320	470	504	482	493	451
6-24	510	519	387	326	479	512	489	502	460
0-24	516	528	392	336	491	519	501	511	469



Lincolnshire ATC 35, Church Lane

Produced by Road Data Services Ltd.

Channel 1 - Northbound

Average Speed

Week 1

Hr Ending	23/02/2023 Thursday	24/02/2023 Friday	25/02/2023 Saturday	26/02/2023 Sunday	27/02/2023 Monday	28/02/2023 Tuesday	01/03/2023 Wednesday
1	23.5	28.1	28.7	21.9	29.3	26.0	27.8
2	-	28.5	21.4	23.9	27.9	-	36.6
3	-	30.6	-	-	-	26.8	33.3
4	25.1	-	32.7	29.1	31.7	26.9	14.9
5	-	-	27.0	25.2	-	-	35.9
6	31.7	31.9	-	30.5	29.1	25.7	31.0
7	30.6	34.0	29.0	-	32.4	30.6	30.8
8	29.3	31.5	28.9	32.6	27.6	29.6	26.7
9	29.1	28.6	30.5	30.3	28.4	30.0	30.3
10	28.9	28.4	29.3	32.2	29.3	28.3	27.4
11	29.1	29.2	28.0	30.4	28.5	27.0	27.1
12	27.3	29.9	30.1	29.6	29.1	28.7	28.4
13	29.4	29.4	31.1	28.7	29.2	29.7	27.5
14	28.4	28.2	31.7	30.1	28.7	28.7	29.9
15	30.4	29.8	29.3	28.8	28.4	29.4	29.8
16	30.5	29.2	29.4	30.7	30.0	29.1	31.2
17	31.1	29.4	29.3	32.2	29.5	31.6	29.6
18	30.3	30.4	29.2	29.0	30.8	30.5	29.9
19	30.8	27.3	30.2	31.4	29.6	30.8	29.1
20	28.9	29.2	30.4	30.9	28.9	36.1	29.1
21	29.1	28.0	31.6	30.6	29.3	28.5	25.7
22	33.1	26.2	32.7	30.7	27.1	28.7	29.5
23	30.9	25.9	31.0	29.7	30.6	28.5	32.4
24	36.4	30.6	27.6	27.7	29.8	24.0	30.4

10-12	28.2	29.6	29.0	30.1	28.8	28.0	27.7
14-16	30.5	29.4	29.4	29.8	29.2	29.3	30.5
0-24	29.7	29.1	29.9	30.1	29.2	29.6	29.1

Average (ALL)	29.5
Weekday Inter-Peak	29.1

Channel 1 - Northbound

85th Percentile

Hr Ending	23/02/2023 Thursday	24/02/2023 Friday	25/02/2023 Saturday	26/02/2023 Sunday	27/02/2023 Monday	28/02/2023 Tuesday	01/03/2023 Wednesday
1	-	30.0	-	-	31.8	31.9	28.9
2	-	30.5	-	25.1	-	-	-
3	-	-	-	-	-	28.1	37.1
4	34.8	-	-	35.2	34.0	-	-
5	-	-	31.7	-	-	-	-
6	35.9	34.8	-	37.9	34.2	-	36.0
7	36.2	37.8	31.8	-	36.9	35.5	33.6
8	35.4	35.5	34.1	40.0	33.7	33.9	32.5
9	34.6	34.8	35.9	35.1	33.7	36.9	36.2
10	35.4	34.2	35.5	38.7	34.7	33.6	31.7
11	34.2	36.7	33.4	35.6	34.4	31.8	32.9
12	33.6	36.5	35.8	37.0	35.3	34.0	34.3
13	33.5	35.1	38.5	35.2	36.8	34.6	33.4
14	33.9	35.2	36.9	35.6	33.8	33.7	35.5
15	36.5	35.0	35.7	35.0	34.5	34.4	36.5
16	35.3	34.4	35.5	37.2	35.5	34.7	36.7
17	35.3	36.0	34.4	38.8	36.2	37.9	34.8
18	36.2	36.1	35.0	32.1	36.3	35.4	35.3
19	36.6	33.5	36.9	39.5	35.6	36.9	35.4
20	33.2	34.9	34.6	36.3	34.9	41.3	34.8
21	35.0	32.3	39.9	33.3	32.6	35.5	30.5
22	38.1	33.6	36.8	33.4	31.8	33.0	31.7
23	39.7	35.7	34.4	32.5	38.7	33.2	40.1
24	39.7	36.4	33.2	37.5	33.0	27.1	40.2

10-12	34.0	36.7	34.7	36.4	34.8	33.1	33.6
14-16	35.8	34.8	35.6	36.2	35.1	34.6	36.7
0-24	35.4	35.3	35.8	36.3	35.2	35.2	35.0

85th %ile (ALL)	35.4
Weekday Inter-Peak	35.0

Lincolnshire ATC 35, Church Lane

Produced by Road Data Services Ltd.

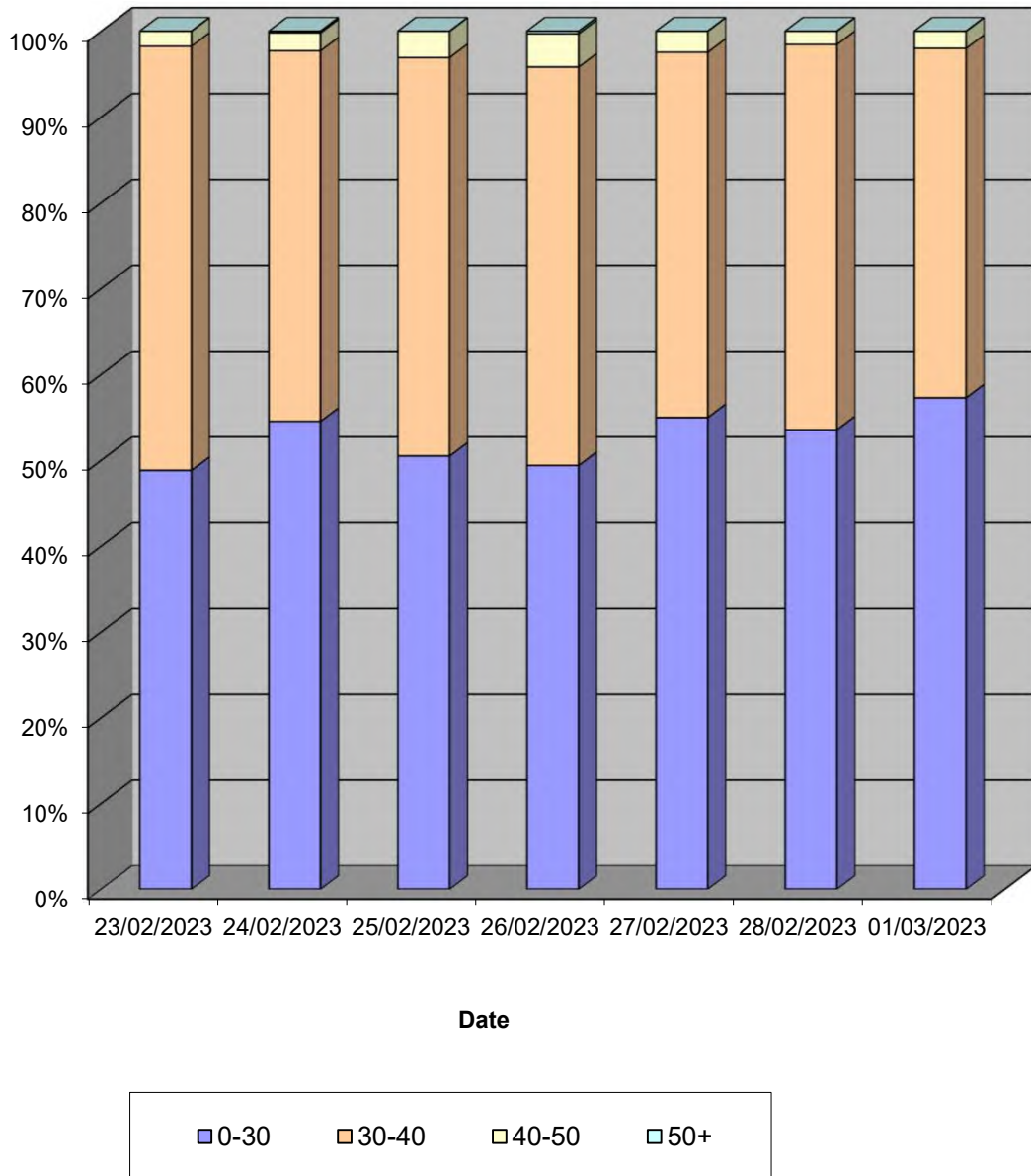
Channel 1 - Northbound

Speed Summary

Week 1

Speed (MPH)	23/02/2023 Thursday	24/02/2023 Friday	25/02/2023 Saturday	26/02/2023 Sunday	27/02/2023 Monday	28/02/2023 Tuesday	01/03/2023 Wednesday
0-30	252	288	198	166	270	278	287
30-40	255	228	182	156	209	233	204
40-50	9	11	12	13	12	8	10
50+	0	1	0	1	0	0	0
TOTAL	516	528	392	336	491	519	501

Speed Summary (MPH)



Lincolnshire ATC 35, Church Lane

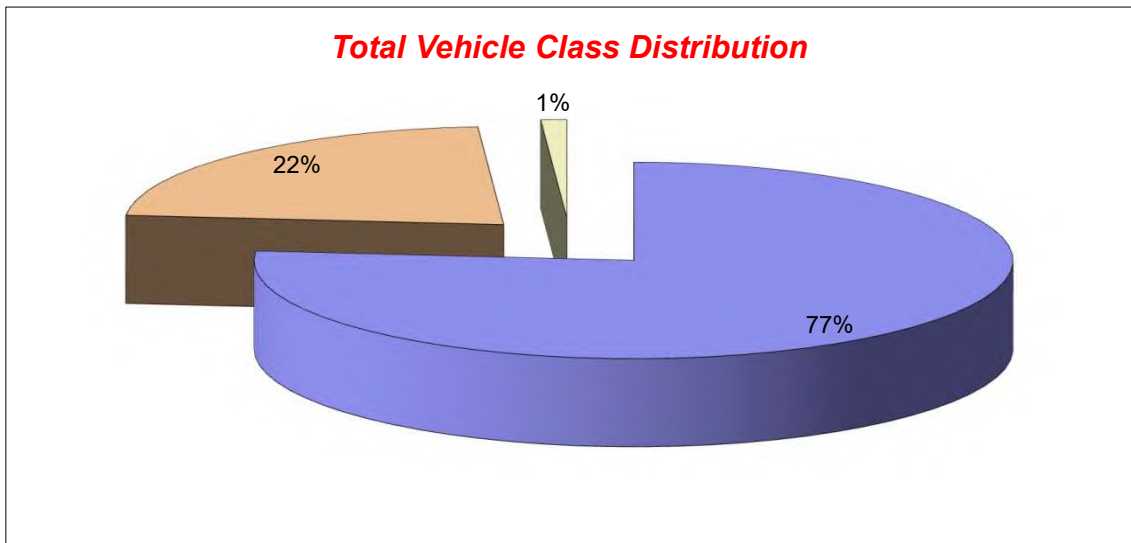
Produced by Road Data Services Ltd.

Channel 1 - Northbound

Vehicle Class

Week 1

Classes Day / Time	Car / LGV / Caravan - 1	OGV1 / Bus - 2,3,5,6,7,12	OGV2 - 4,8,9,10,11,13	TOTAL - 1-13
23/02/2023				
7-19	338	118	9	465
6-22	374	120	9	503
6-24	380	121	9	510
0-24	384	123	9	516
24/02/2023				
7-19	330	115	11	456
6-22	375	121	11	507
6-24	385	123	11	519
0-24	392	125	11	528
25/02/2023				
7-19	278	62	0	340
6-22	303	70	0	373
6-24	317	70	0	387
0-24	322	70	0	392
26/02/2023				
7-19	258	42	0	300
6-22	275	45	0	320
6-24	281	45	0	326
0-24	289	47	0	336
27/02/2023				
7-19	312	109	6	427
6-22	344	120	6	470
6-24	352	121	6	479
0-24	358	127	6	491
28/02/2023				
7-19	358	112	2	472
6-22	384	118	2	504
6-24	392	118	2	512
0-24	397	120	2	519
01/03/2023				
7-19	325	113	8	446
6-22	355	119	8	482
6-24	362	119	8	489
0-24	370	123	8	501
Average				
7-19	314	96	5	415
6-22	344	102	5	451
6-24	353	102	5	460
0-24	359	105	5	469



Lincolnshire ATC 35, Church Lane

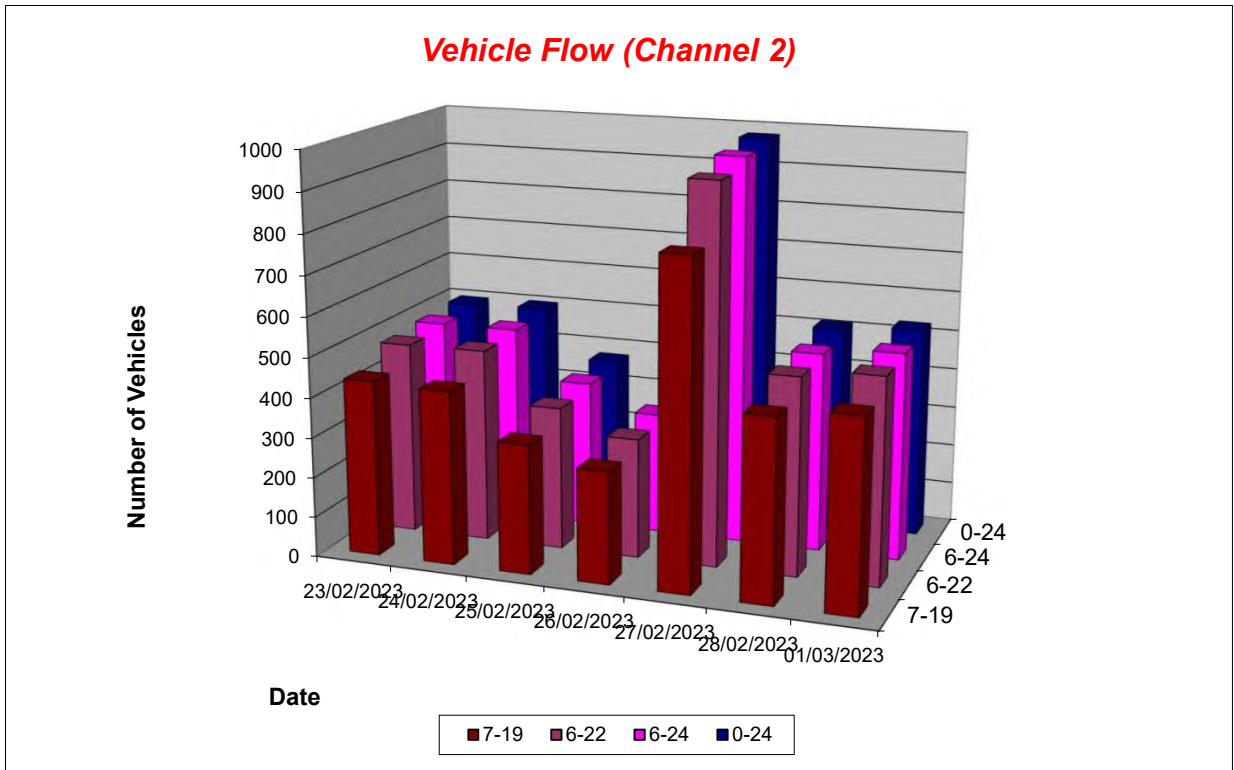
Produced by Road Data Services Ltd.

Channel 2 - Southbound

Vehicle Flow

Week 1

Hr Ending	23/02/2023 Thursday	24/02/2023 Friday	25/02/2023 Saturday	26/02/2023 Sunday	27/02/2023 Monday	28/02/2023 Tuesday	01/03/2023 Wednesday	Weekday Average	Average
1	1	1	1	1	0	3	1	1	1
2	0	0	1	1	1	0	1	0	1
3	0	2	0	0	2	0	0	1	1
4	1	1	1	1	2	2	2	2	1
5	0	1	2	2	3	5	1	2	2
6	6	5	2	6	6	4	5	5	5
7	15	12	9	3	16	14	16	15	12
8	31	34	21	10	39	38	42	37	31
9	57	47	18	13	44	58	51	51	41
10	37	43	30	25	44	51	34	42	38
11	35	37	44	27	30	21	40	33	33
12	40	29	32	43	41	35	42	37	37
13	30	34	29	30	29	35	32	32	31
14	32	35	34	24	32	42	41	36	34
15	40	42	25	37	96	35	41	51	45
16	33	39	28	20	95	44	55	53	45
17	49	45	22	22	138	44	48	65	53
18	29	26	21	17	148	25	32	52	43
19	26	22	18	11	70	24	16	32	27
20	13	15	19	10	58	15	12	23	20
21	9	11	5	5	33	5	5	13	10
22	5	12	2	2	28	7	6	12	9
23	7	6	5	2	20	3	2	8	6
24	1	1	5	3	4	2	2	2	3
7-19	439	433	322	279	806	452	474	521	458
6-22	481	483	357	299	941	493	513	582	510
6-24	489	490	367	304	965	498	517	592	519
0-24	497	500	374	315	979	512	527	603	529



Lincolnshire ATC 35, Church Lane

Produced by Road Data Services Ltd.

Channel 2 - Southbound

Average Speed

Week 1

Hr Ending	23/02/2023 Thursday	24/02/2023 Friday	25/02/2023 Saturday	26/02/2023 Sunday	27/02/2023 Monday	28/02/2023 Tuesday	01/03/2023 Wednesday
1	26.2	29.4	28.8	20.7	-	29.9	27.1
2	-	-	20.8	37.4	24.1	-	29.4
3	-	28.0	-	-	20.5	-	-
4	22.5	30.9	20.4	25.7	13.4	28.3	30.0
5	-	22.7	29.5	26.8	23.4	28.3	38.0
6	32.0	32.3	31.0	32.3	29.1	36.1	32.2
7	28.9	28.9	31.7	31.9	28.7	27.8	29.6
8	27.5	28.8	29.7	29.8	30.8	31.2	30.2
9	28.8	28.8	27.1	27.6	28.4	29.5	28.8
10	29.2	29.1	28.2	28.5	26.9	28.8	27.2
11	26.6	27.3	29.5	31.6	28.1	27.8	28.3
12	29.6	28.9	29.7	27.8	28.6	28.0	26.3
13	29.2	28.3	28.5	28.6	28.0	27.7	28.5
14	28.8	28.9	29.5	28.5	31.3	28.4	28.6
15	32.1	29.7	29.1	30.2	27.8	30.4	29.4
16	28.3	29.9	29.1	31.5	29.2	31.1	29.9
17	29.4	29.7	28.8	30.3	28.5	31.6	29.5
18	29.8	27.7	28.3	30.5	28.8	30.0	28.6
19	29.2	25.8	31.9	31.9	28.8	32.0	30.1
20	26.8	28.5	32.5	31.2	29.7	30.7	29.6
21	33.9	33.8	24.7	31.2	30.1	29.0	31.5
22	31.8	25.5	30.2	26.8	31.0	27.1	32.7
23	32.3	28.1	27.8	32.1	30.4	33.6	24.5
24	39.3	21.8	27.8	28.6	29.9	27.2	24.3

10-12	28.2	28.0	29.6	29.3	28.4	27.9	27.3
14-16	30.4	29.8	29.1	30.6	28.5	30.8	29.7
0-24	29.2	28.8	29.2	29.6	28.8	29.7	28.9

Average (ALL)	29.1
Weekday Inter-Peak	28.9

Channel 2 - Southbound

85th Percentile

Hr Ending	23/02/2023 Thursday	24/02/2023 Friday	25/02/2023 Saturday	26/02/2023 Sunday	27/02/2023 Monday	28/02/2023 Tuesday	01/03/2023 Wednesday
1	-	-	-	-	-	37.6	-
2	-	-	-	-	-	-	-
3	-	31.8	-	-	20.7	-	-
4	-	-	-	-	14.7	28.9	33.6
5	-	-	38.7	27.4	28.9	30.3	-
6	37.5	33.8	32.2	39.6	38.1	39.8	37.1
7	34.8	33.9	34.0	36.0	34.8	33.1	35.4
8	33.2	34.5	34.9	35.4	36.5	38.1	36.6
9	34.8	35.1	35.1	33.7	34.6	35.8	34.2
10	35.5	36.0	33.0	35.4	33.1	34.1	34.2
11	32.4	32.7	35.2	37.2	34.5	33.3	33.8
12	34.9	37.1	36.5	35.1	35.2	34.8	32.9
13	34.7	33.9	34.4	34.5	33.2	33.2	33.7
14	35.1	35.7	35.2	34.2	36.1	34.6	35.0
15	38.9	35.1	34.1	37.9	33.1	36.0	35.4
16	33.4	36.0	34.7	38.9	34.5	37.9	35.9
17	34.8	37.0	34.0	34.7	33.5	36.9	35.2
18	34.2	33.7	33.5	35.0	34.0	36.1	33.6
19	35.5	31.7	38.7	37.3	34.4	37.0	35.2
20	32.7	33.8	38.0	37.4	35.8	35.8	35.6
21	40.3	41.8	29.4	36.5	35.5	34.9	37.3
22	35.0	30.5	32.5	28.0	36.1	32.1	36.6
23	37.4	37.5	32.6	35.6	35.6	45.7	27.0
24	-	-	32.3	39.2	35.7	31.4	26.7

10-12	33.9	34.8	35.8	36.3	34.9	34.2	33.5
14-16	36.8	35.6	34.4	38.2	33.9	37.1	35.7
0-24	35.2	35.3	35.1	36.2	34.5	35.9	34.9

85th %ile (ALL)	35.2
Weekday Inter-Peak	35.0

Lincolnshire ATC 35, Church Lane

Produced by Road Data Services Ltd.


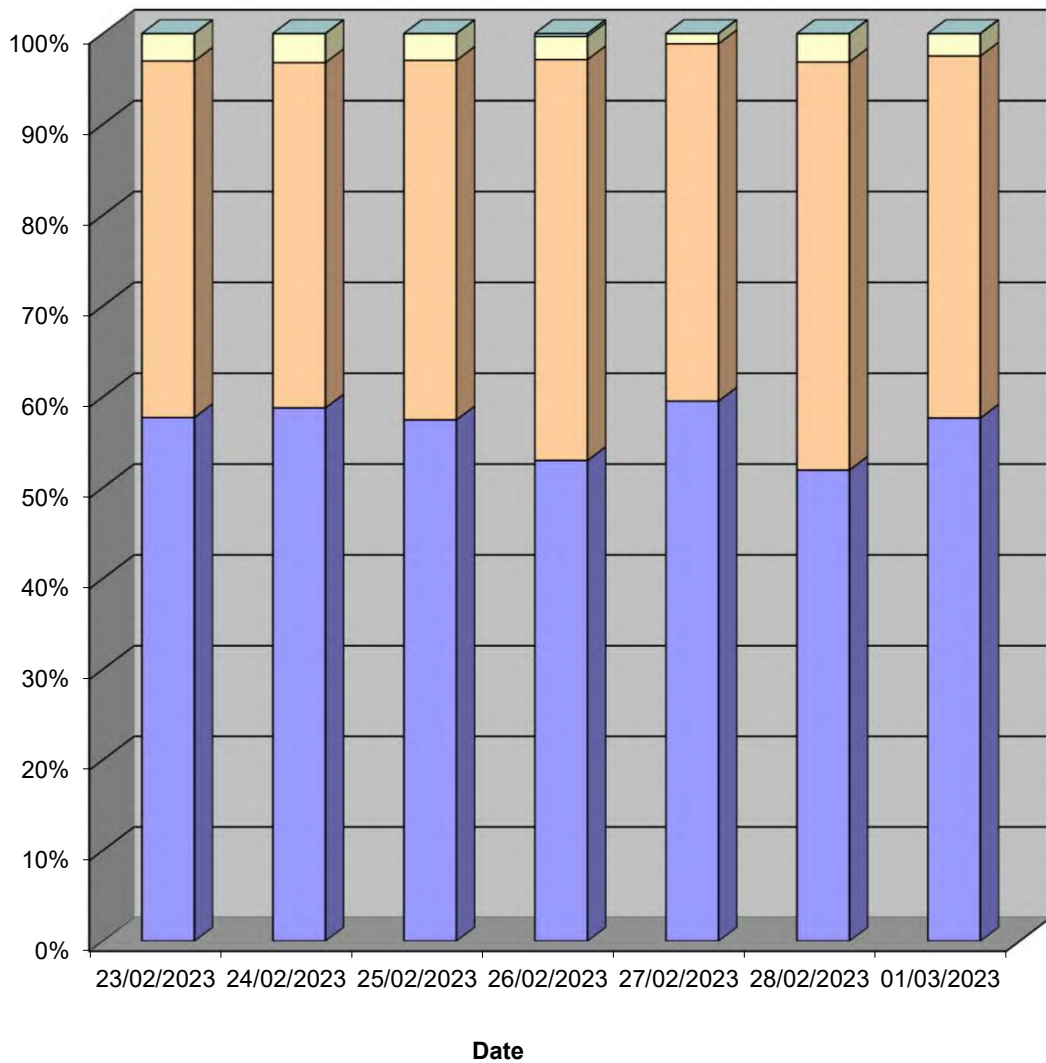
Channel 2 - Southbound

Speed Summary

Week 1

Speed (MPH)	23/02/2023 Thursday	24/02/2023 Friday	25/02/2023 Saturday	26/02/2023 Sunday	27/02/2023 Monday	28/02/2023 Tuesday	01/03/2023 Wednesday
0-30	287	294	215	167	583	266	304
30-40	195	190	148	139	385	230	210
40-50	15	16	11	8	11	16	13
50+	0	0	0	1	0	0	0
TOTAL	497	500	374	315	979	512	527

Speed Summary (MPH)



Lincolnshire ATC 35, Church Lane

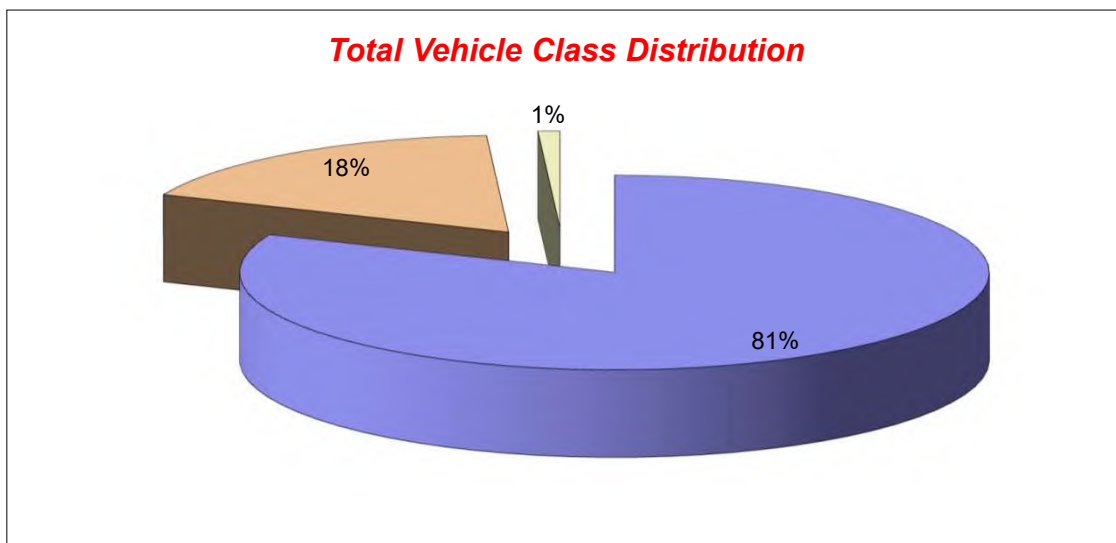
Produced by Road Data Services Ltd.

Channel 2 - Southbound

Vehicle Class

Week 1

Classes Day / Time	Car / LGV / Caravan - 1	OGV1 / Bus - 2,3,5,6,7,12	OGV2 - 4,8,9,10,11,13	TOTAL - 1-13
23/02/2023				
7-19	348	83	8	439
6-22	384	89	8	481
6-24	392	89	8	489
0-24	396	93	8	497
24/02/2023				
7-19	332	99	2	433
6-22	375	106	2	483
6-24	382	106	2	490
0-24	391	107	2	500
25/02/2023				
7-19	273	48	1	322
6-22	304	52	1	357
6-24	314	52	1	367
0-24	320	53	1	374
26/02/2023				
7-19	262	17	0	279
6-22	280	19	0	299
6-24	285	19	0	304
0-24	295	20	0	315
27/02/2023				
7-19	644	157	5	806
6-22	761	174	6	941
6-24	781	178	6	965
0-24	788	180	11	979
28/02/2023				
7-19	356	93	3	452
6-22	390	100	3	493
6-24	394	101	3	498
0-24	406	103	3	512
01/03/2023				
7-19	371	93	10	474
6-22	404	99	10	513
6-24	408	99	10	517
0-24	417	100	10	527
Average				
7-19	369	84	4	458
6-22	414	91	4	510
6-24	422	92	4	519
0-24	430	94	5	529



Lincolnshire ATC 36, Mill Lane

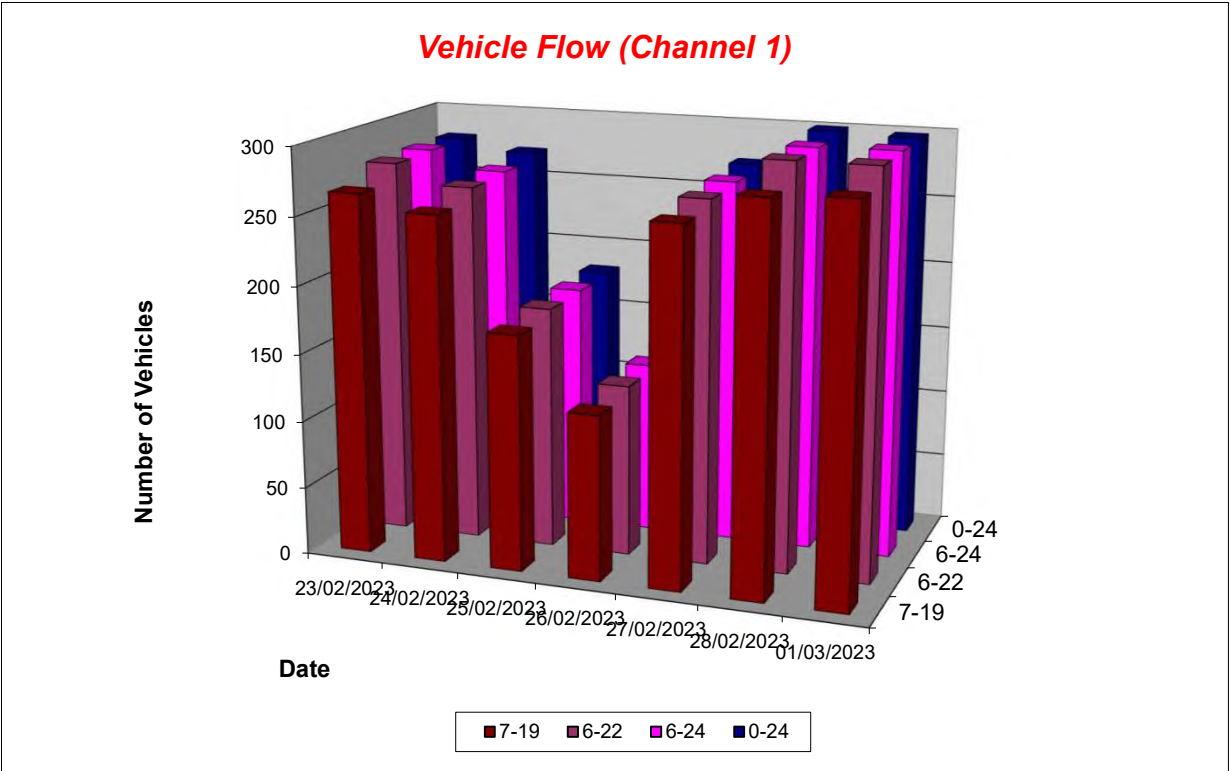
Produced by Road Data Services Ltd.

Channel 1 - Eastbound

Vehicle Flow

Week 1

Hr Ending	23/02/2023 Thursday	24/02/2023 Friday	25/02/2023 Saturday	26/02/2023 Sunday	27/02/2023 Monday	28/02/2023 Tuesday	01/03/2023 Wednesday	Weekday Average	Average
1	0	1	0	1	0	0	0	0	0
2	0	0	0	0	0	1	0	0	0
3	0	0	0	0	0	0	0	0	0
4	0	1	0	0	0	0	0	0	0
5	0	1	0	0	0	0	0	0	0
6	0	2	1	1	3	2	0	1	1
7	5	1	0	0	1	7	6	4	3
8	21	25	6	2	25	21	17	22	17
9	20	24	9	7	29	27	22	24	20
10	18	33	18	7	13	19	21	21	18
11	15	28	31	16	33	19	42	27	26
12	41	33	27	13	36	19	30	32	28
13	22	11	15	19	26	40	29	26	23
14	21	24	14	14	14	29	21	22	20
15	29	21	19	11	18	26	31	25	22
16	20	18	12	13	30	33	26	25	22
17	21	13	11	14	15	21	19	18	16
18	25	11	5	2	13	19	19	17	13
19	13	14	7	4	9	9	8	11	9
20	2	8	2	4	3	8	2	5	4
21	2	0	3	1	2	0	3	1	2
22	3	0	0	0	0	0	1	1	1
23	0	0	1	0	2	0	0	0	0
24	1	2	0	0	0	0	1	1	1
7-19	266	255	174	122	261	282	285	270	235
6-22	278	264	179	127	267	297	297	281	244
6-24	279	266	180	127	269	297	298	282	245
0-24	279	271	181	129	272	300	298	284	247



Lincolnshire ATC 36, Mill Lane

Produced by Road Data Services Ltd.

Channel 1 - Eastbound

Average Speed

Week 1

Hr Ending	23/02/2023 Thursday	24/02/2023 Friday	25/02/2023 Saturday	26/02/2023 Sunday	27/02/2023 Monday	28/02/2023 Tuesday	01/03/2023 Wednesday
1	-	21.3	-	19.3	-	-	-
2	-	-	-	-	-	34.9	-
3	-	-	-	-	-	-	-
4	-	16.2	-	-	-	-	-
5	-	13.3	-	-	-	-	-
6	-	19.4	21.7	22.5	20.6	22.0	-
7	24.9	20.7	-	-	23.5	17.1	16.1
8	21.1	18.5	23.1	25.9	15.8	15.8	19.6
9	17.6	22.0	23.3	21.7	19.6	20.2	22.9
10	14.3	17.9	23.4	21.7	18.3	22.9	20.0
11	17.7	17.3	19.0	22.0	19.2	21.8	14.8
12	16.7	13.6	17.2	18.6	18.1	18.8	18.0
13	17.5	9.4	21.1	18.6	14.6	18.2	20.0
14	16.2	18.0	18.6	19.7	16.8	15.1	17.9
15	15.9	19.8	22.3	17.4	17.0	21.4	16.5
16	21.6	23.4	21.8	19.4	20.4	20.9	24.7
17	22.3	20.4	22.0	17.9	22.6	17.8	20.5
18	20.1	20.0	21.4	19.7	19.6	19.5	18.9
19	20.9	18.4	20.3	20.0	21.3	19.7	20.7
20	25.0	25.3	27.8	18.2	23.2	24.3	19.2
21	15.9	-	22.9	26.3	23.3	-	19.7
22	26.6	-	-	-	-	-	21.9
23	-	-	7.3	-	17.4	-	-
24	24.8	17.4	-	-	-	-	24.6

10-12	17.0	15.3	18.1	20.5	18.6	20.3	16.1
14-16	18.2	21.4	22.1	18.5	19.1	21.1	20.2
0-24	18.5	18.4	20.6	19.6	18.5	19.4	19.1

Average (ALL)	19.0
Weekday Inter-Peak	18.5

Channel 1 - Eastbound

85th Percentile

Hr Ending	23/02/2023 Thursday	24/02/2023 Friday	25/02/2023 Saturday	26/02/2023 Sunday	27/02/2023 Monday	28/02/2023 Tuesday	01/03/2023 Wednesday
1	-	-	-	-	-	-	-
2	-	-	-	-	-	-	-
3	-	-	-	-	-	-	-
4	-	-	-	-	-	-	-
5	-	-	-	-	-	-	-
6	-	21.4	-	-	26.3	23.5	-
7	29.3	-	-	-	-	24.1	22.4
8	27.0	23.2	26.7	29.8	22.7	22.7	25.7
9	22.2	26.9	27.7	24.9	25.1	25.8	26.9
10	20.4	22.1	27.8	25.6	25.4	25.4	24.0
11	20.5	22.6	25.2	28.2	22.7	26.2	19.4
12	22.4	19.8	23.2	23.5	21.8	22.9	21.9
13	22.0	11.5	26.4	23.1	20.6	23.0	27.8
14	21.9	23.8	24.9	24.7	21.4	21.6	25.1
15	21.1	24.5	25.2	22.2	22.2	26.0	22.6
16	24.7	28.6	26.5	25.9	24.9	27.0	28.8
17	25.6	25.8	25.6	24.5	26.3	25.2	24.4
18	25.0	26.6	26.0	23.3	23.7	24.0	22.0
19	25.3	23.5	24.9	22.6	26.5	24.8	25.1
20	27.0	32.4	33.4	26.0	26.5	29.7	21.1
21	18.1	-	26.9	-	24.2	-	27.1
22	32.6	-	-	-	-	-	-
23	-	-	-	-	23.8	-	-
24	-	18.6	-	-	-	-	-

10-12	22.1	21.4	24.3	26.4	22.3	24.8	20.7
14-16	23.5	26.6	25.8	24.4	24.2	26.6	27.0
0-24	24.2	24.6	26.3	25.2	24.0	25.4	25.1

85th %ile (ALL)	24.9
Weekday Inter-Peak	24.1

Lincolnshire ATC 36, Mill Lane

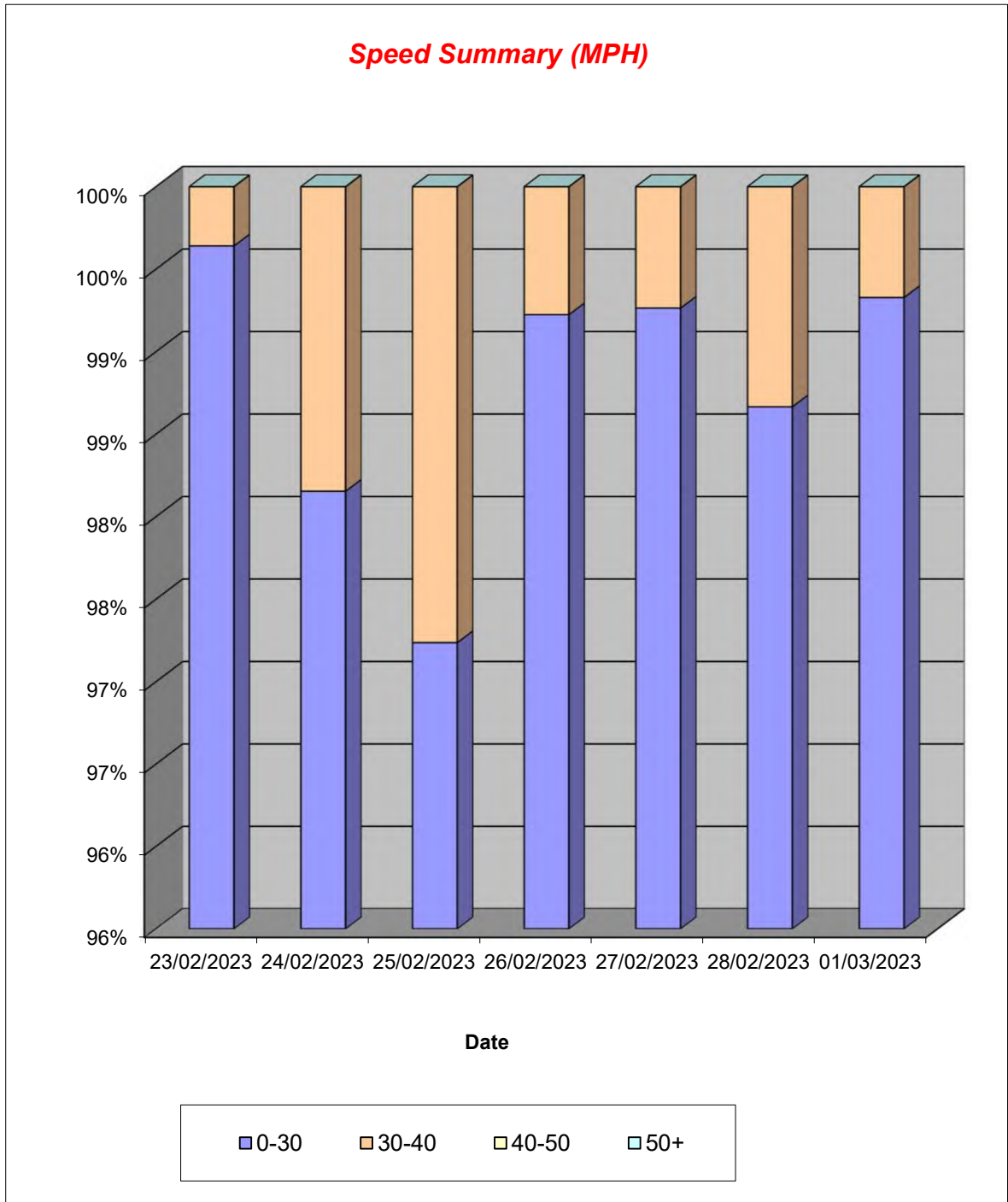
Produced by Road Data Services Ltd.

Channel 1 - Eastbound

Speed Summary

Week 1

Speed (MPH)	23/02/2023 Thursday	24/02/2023 Friday	25/02/2023 Saturday	26/02/2023 Sunday	27/02/2023 Monday	28/02/2023 Tuesday	01/03/2023 Wednesday
0-30	278	266	176	128	270	296	296
30-40	1	5	5	1	2	4	2
40-50	0	0	0	0	0	0	0
50+	0	0	0	0	0	0	0
TOTAL	279	271	181	129	272	300	298



Lincolnshire ATC 36, Mill Lane

Produced by Road Data Services Ltd.

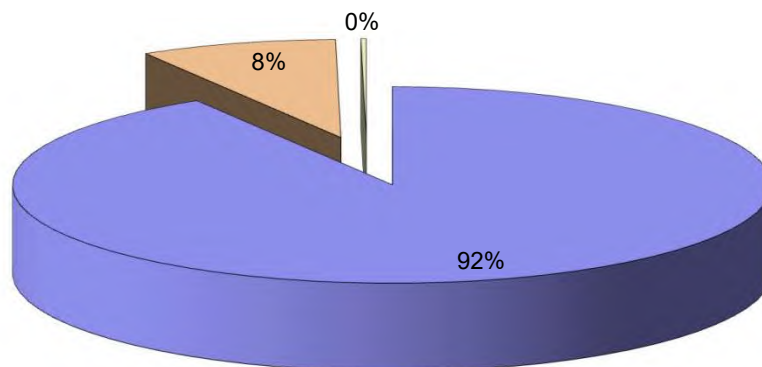
Channel 1 - Eastbound

Vehicle Class

Week 1

Classes Day / Time	Car / LGV / Caravan - 1	OGV1 / Bus - 2,3,5,6,7,12	OGV2 - 4,8,9,10,11,13	TOTAL - 1-13
23/02/2023				
7-19	245	20	1	266
6-22	257	20	1	278
6-24	258	20	1	279
0-24	258	20	1	279
24/02/2023				
7-19	233	22	0	255
6-22	242	22	0	264
6-24	243	23	0	266
0-24	247	24	0	271
25/02/2023				
7-19	150	24	0	174
6-22	155	24	0	179
6-24	156	24	0	180
0-24	157	24	0	181
26/02/2023				
7-19	110	11	1	122
6-22	115	11	1	127
6-24	115	11	1	127
0-24	117	11	1	129
27/02/2023				
7-19	241	20	0	261
6-22	247	20	0	267
6-24	248	21	0	269
0-24	250	22	0	272
28/02/2023				
7-19	261	20	1	282
6-22	275	21	1	297
6-24	275	21	1	297
0-24	278	21	1	300
01/03/2023				
7-19	262	22	1	285
6-22	274	22	1	297
6-24	274	23	1	298
0-24	274	23	1	298
Average				
7-19	215	20	1	235
6-22	224	20	1	244
6-24	224	20	1	245
0-24	226	21	1	247

Total Vehicle Class Distribution



Lincolnshire ATC 36, Mill Lane

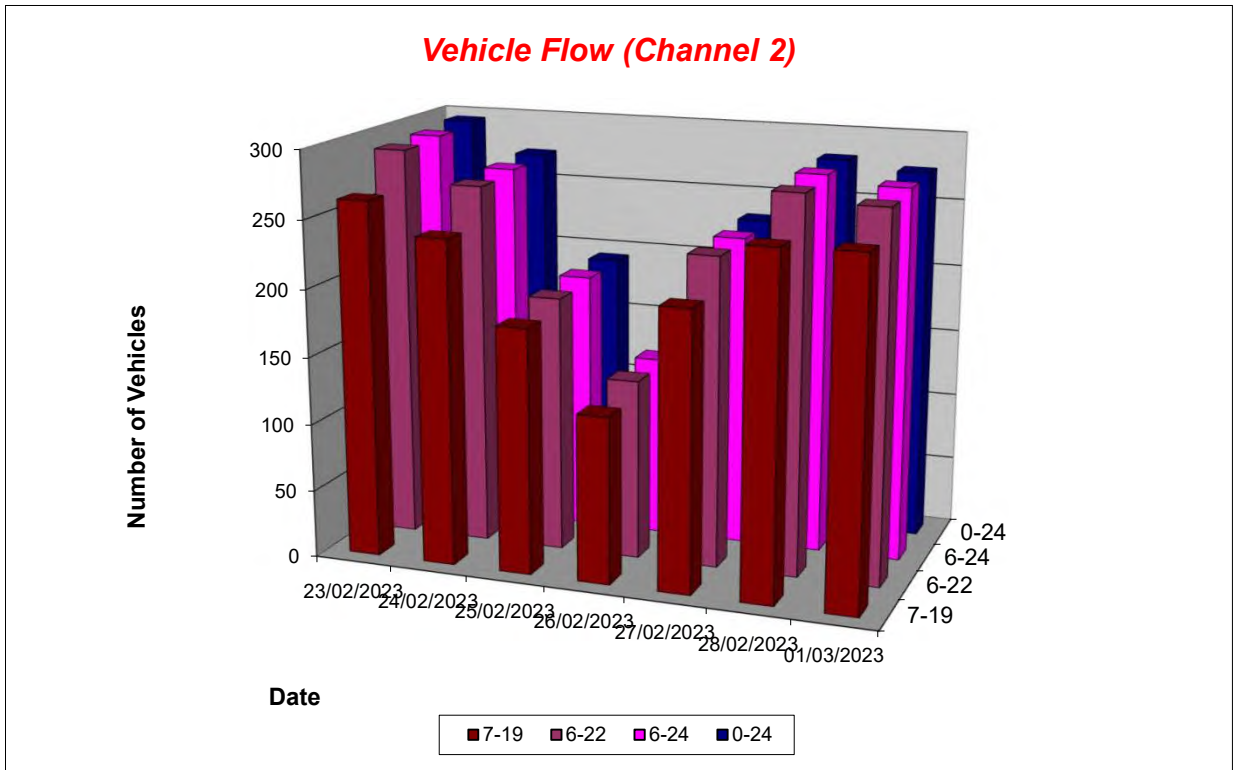
Produced by Road Data Services Ltd.

Channel 2 - Westbound

Vehicle Flow

Week 1

Hr Ending	23/02/2023 Thursday	24/02/2023 Friday	25/02/2023 Saturday	26/02/2023 Sunday	27/02/2023 Monday	28/02/2023 Tuesday	01/03/2023 Wednesday	Weekday Average	Average
1	0	0	0	0	0	0	0	0	0
2	0	0	0	0	0	0	0	0	0
3	0	0	0	0	0	1	0	0	0
4	0	0	0	0	0	0	0	0	0
5	0	0	0	0	0	0	0	0	0
6	3	2	1	1	2	0	1	2	1
7	10	9	0	0	11	12	8	10	7
8	12	14	3	4	13	11	9	12	9
9	27	20	9	6	24	22	29	24	20
10	19	31	8	4	18	7	13	18	14
11	25	15	31	14	8	17	27	18	20
12	27	33	20	8	21	18	25	25	22
13	24	17	22	13	22	32	35	26	24
14	39	15	22	15	24	39	23	28	25
15	20	21	18	14	18	26	20	21	20
16	16	18	11	13	20	31	19	21	18
17	18	28	19	13	10	18	26	20	19
18	23	18	9	9	18	19	17	19	16
19	13	10	9	10	9	11	9	10	10
20	6	7	2	3	5	6	2	5	4
21	6	7	6	6	8	6	7	7	7
22	5	4	0	1	0	2	2	3	2
23	2	2	3	1	1	2	3	2	2
24	0	1	0	0	0	1	0	0	0
7-19	263	240	181	123	205	251	252	242	216
6-22	290	267	189	133	229	277	271	267	237
6-24	292	270	192	134	230	280	274	269	239
0-24	295	272	193	135	232	281	275	271	240



Lincolnshire ATC 36, Mill Lane

Produced by Road Data Services Ltd.

Channel 2 - Westbound

Average Speed

Week 1

Hr Ending	23/02/2023 Thursday	24/02/2023 Friday	25/02/2023 Saturday	26/02/2023 Sunday	27/02/2023 Monday	28/02/2023 Tuesday	01/03/2023 Wednesday
1	-	-	-	-	-	-	-
2	-	-	-	-	-	-	-
3	-	-	-	-	-	19.4	-
4	-	-	-	-	-	-	-
5	-	-	-	-	-	-	-
6	18.4	21.5	18.3	20.3	22.9	-	12.4
7	19.4	16.7	-	-	12.9	16.5	16.5
8	19.1	15.1	17.6	18.3	13.2	14.7	14.7
9	17.3	17.7	19.1	19.7	17.3	17.7	18.7
10	15.4	15.2	18.9	16.5	18.3	15.9	18.0
11	14.3	18.4	15.4	16.9	20.5	18.2	11.9
12	14.6	12.6	18.9	14.1	16.0	17.6	17.1
13	12.2	12.3	21.3	20.6	11.2	19.1	12.9
14	13.6	11.0	18.5	18.4	16.8	17.6	9.0
15	14.0	17.3	22.8	18.8	16.6	13.1	14.7
16	18.0	18.8	22.6	18.7	19.2	17.8	17.1
17	20.2	20.3	17.2	19.6	21.7	17.7	18.9
18	20.5	23.7	15.9	19.5	21.5	19.8	20.0
19	21.9	21.4	19.7	19.7	18.7	19.2	18.9
20	20.4	19.4	19.4	21.9	19.0	24.4	22.0
21	18.7	15.9	20.6	21.9	23.6	22.4	19.7
22	21.9	21.4	-	20.4	-	19.8	22.8
23	20.5	17.0	15.7	18.3	17.7	17.6	19.6
24	-	19.0	-	-	-	23.7	-

10-12	14.5	14.4	16.8	15.9	17.3	17.9	14.4
14-16	15.8	18.0	22.7	18.8	18.0	15.7	15.9
0-24	16.6	16.9	18.9	18.8	17.3	17.7	15.9

Average (ALL)	17.2
Weekday Inter-Peak	16.0

Channel 2 - Westbound

85th Percentile

Hr Ending	23/02/2023 Thursday	24/02/2023 Friday	25/02/2023 Saturday	26/02/2023 Sunday	27/02/2023 Monday	28/02/2023 Tuesday	01/03/2023 Wednesday
1	-	-	-	-	-	-	-
2	-	-	-	-	-	-	-
3	-	-	-	-	-	-	-
4	-	-	-	-	-	-	-
5	-	-	-	-	-	-	-
6	20.4	24.4	-	-	24.2	-	-
7	21.8	21.4	-	-	19.3	22.1	21.6
8	21.9	21.2	20.7	22.6	20.7	18.6	21.9
9	21.6	22.9	21.3	22.4	23.2	21.7	22.7
10	20.8	20.2	24.6	17.1	23.1	19.6	22.3
11	17.7	22.0	20.7	21.5	25.4	22.5	17.1
12	19.1	16.5	24.7	20.9	19.3	22.6	20.7
13	17.7	16.5	24.9	25.6	17.5	23.3	18.7
14	18.6	15.9	23.4	21.6	22.6	22.9	13.8
15	18.4	18.6	25.4	24.1	21.5	19.1	19.3
16	21.3	21.8	27.4	22.4	22.6	23.7	22.5
17	24.6	26.5	20.1	23.9	26.6	19.3	22.9
18	24.3	28.1	22.3	24.3	24.8	25.3	23.4
19	26.6	27.1	23.3	24.4	21.4	21.7	21.9
20	25.2	22.8	20.4	24.9	23.1	27.5	26.0
21	22.6	21.4	23.9	30.6	30.2	25.9	25.4
22	28.4	28.0	-	-	-	20.4	23.8
23	22.2	17.4	24.3	-	-	18.5	20.6
24	-	-	-	-	-	-	-

10-12	18.5	19.1	22.6	21.6	21.6	22.6	19.6
14-16	20.3	20.4	26.3	23.4	22.4	22.1	21.1
0-24	22.0	22.8	24.1	23.8	23.4	22.9	21.8

85th %ile (ALL)	22.9
Weekday Inter-Peak	21.0

Lincolnshire ATC 36, Mill Lane

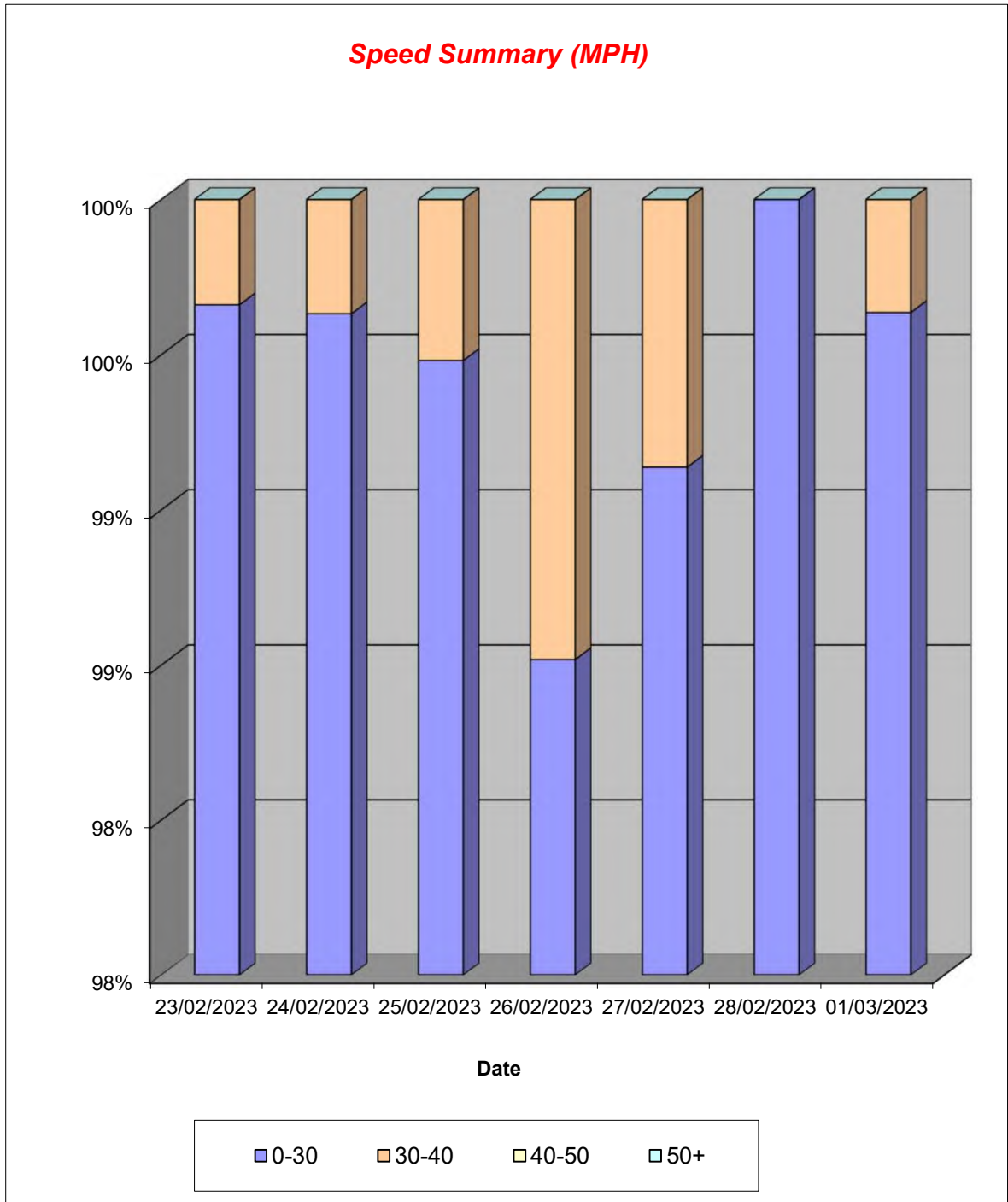
Produced by Road Data Services Ltd.

Channel 2 - Westbound

Speed Summary

Week 1

Speed (MPH)	23/02/2023 Thursday	24/02/2023 Friday	25/02/2023 Saturday	26/02/2023 Sunday	27/02/2023 Monday	28/02/2023 Tuesday	01/03/2023 Wednesday
0-30	294	271	192	133	230	281	274
30-40	1	1	1	2	2	0	1
40-50	0	0	0	0	0	0	0
50+	0	0	0	0	0	0	0
TOTAL	295	272	193	135	232	281	275



Lincolnshire ATC 36, Mill Lane

Produced by Road Data Services Ltd.

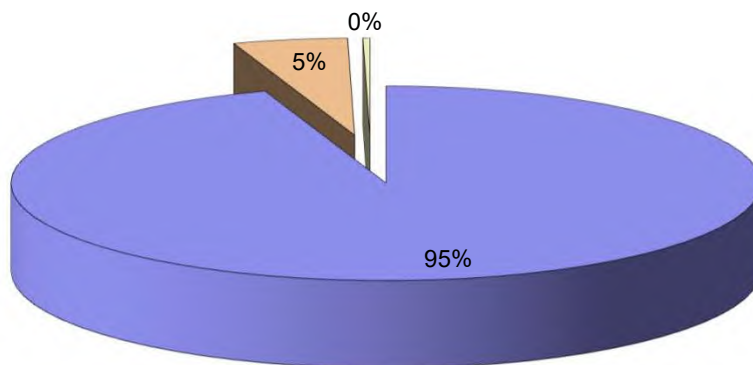
Channel 2 - Westbound

Vehicle Class

Week 1

Classes Day / Time	Car / LGV / Caravan - 1	OGV1 / Bus - 2,3,5,6,7,12	OGV2 - 4,8,9,10,11,13	TOTAL - 1-13
23/02/2023				
7-19	249	14	0	263
6-22	275	15	0	290
6-24	277	15	0	292
0-24	280	15	0	295
24/02/2023				
7-19	227	12	1	240
6-22	254	12	1	267
6-24	257	12	1	270
0-24	259	12	1	272
25/02/2023				
7-19	167	12	2	181
6-22	175	12	2	189
6-24	178	12	2	192
0-24	179	12	2	193
26/02/2023				
7-19	117	6	0	123
6-22	127	6	0	133
6-24	128	6	0	134
0-24	129	6	0	135
27/02/2023				
7-19	198	7	0	205
6-22	219	10	0	229
6-24	220	10	0	230
0-24	222	10	0	232
28/02/2023				
7-19	234	15	2	251
6-22	260	15	2	277
6-24	263	15	2	280
0-24	264	15	2	281
01/03/2023				
7-19	240	12	0	252
6-22	258	13	0	271
6-24	261	13	0	274
0-24	262	13	0	275
Average				
7-19	205	11	1	216
6-22	224	12	1	237
6-24	226	12	1	239
0-24	228	12	1	240

Total Vehicle Class Distribution



Lincolnshire ATC 37, Vicarage Lane

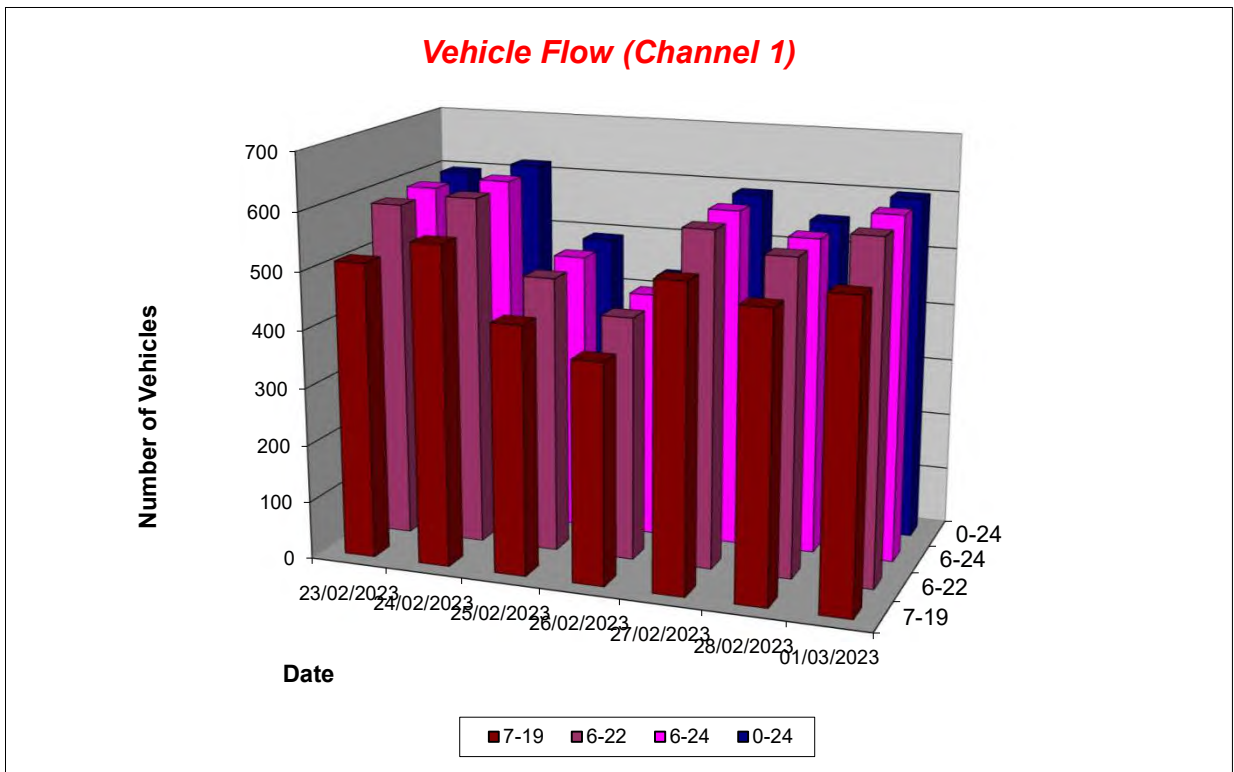
Produced by Road Data Services Ltd.

Channel 1 - Westbound

Vehicle Flow

Week 1

Hr Ending	23/02/2023 Thursday	24/02/2023 Friday	25/02/2023 Saturday	26/02/2023 Sunday	27/02/2023 Monday	28/02/2023 Tuesday	01/03/2023 Wednesday	Weekday Average	Average
1	0	4	3	1	0	0	2	1	1
2	1	0	0	0	0	0	0	0	0
3	0	0	0	0	0	0	0	0	0
4	0	0	0	0	0	0	0	0	0
5	0	0	0	0	1	1	0	0	0
6	4	2	1	1	2	2	1	2	2
7	1	2	3	4	2	4	6	3	3
8	21	14	14	12	18	20	16	18	16
9	43	45	14	32	47	57	47	48	41
10	30	52	30	17	42	31	38	39	34
11	30	32	42	33	38	28	41	34	35
12	64	43	51	37	43	40	50	48	47
13	30	49	52	48	41	45	41	41	44
14	56	52	50	25	33	42	41	45	43
15	32	58	41	48	41	36	50	43	44
16	64	70	40	37	77	70	65	69	60
17	58	64	36	49	64	62	47	59	54
18	42	46	35	27	47	45	52	46	42
19	43	30	26	17	34	18	37	32	29
20	28	27	21	13	25	20	31	26	24
21	26	11	14	14	18	13	17	17	16
22	18	11	10	10	11	15	10	13	12
23	4	3	3	3	5	1	5	4	3
24	2	3	5	5	1	2	4	2	3
7-19	513	555	431	382	525	494	525	522	489
6-22	586	606	479	423	581	546	589	582	544
6-24	592	612	487	431	587	549	598	588	551
0-24	597	618	491	433	590	552	601	592	555



Lincolnshire ATC 37, Vicarage Lane

Produced by Road Data Services Ltd.

Channel 1 - Westbound

Average Speed

Week 1

Hr Ending	23/02/2023 Thursday	24/02/2023 Friday	25/02/2023 Saturday	26/02/2023 Sunday	27/02/2023 Monday	28/02/2023 Tuesday	01/03/2023 Wednesday
1	-	22.8	23.7	26.3	-	-	23.8
2	28.9	-	-	-	-	-	-
3	-	-	-	-	-	-	-
4	-	-	-	-	-	-	-
5	-	-	-	-	19.4	15.0	-
6	23.5	22.5	24.8	19.3	22.8	20.3	23.3
7	17.6	25.1	18.4	22.9	25.1	22.8	24.4
8	21.3	20.4	22.8	23.1	21.6	21.2	22.0
9	22.3	22.1	22.3	22.4	23.1	22.0	23.0
10	22.5	21.8	22.8	23.1	21.7	23.8	21.3
11	22.0	20.7	22.4	20.9	21.6	22.6	22.4
12	22.5	22.9	22.1	20.3	23.2	22.1	22.2
13	23.6	21.7	21.6	22.0	23.2	21.2	22.9
14	21.0	22.5	22.8	22.0	22.0	22.9	22.1
15	22.7	21.9	22.6	22.8	23.0	22.6	23.4
16	23.0	22.7	21.8	22.1	22.7	22.7	22.3
17	22.7	21.7	22.5	22.5	22.8	23.3	23.1
18	22.7	23.0	24.2	20.9	23.5	23.3	24.7
19	22.2	21.6	23.1	24.1	23.1	23.2	23.1
20	21.1	22.0	21.3	23.0	23.3	22.1	21.4
21	21.5	23.1	22.8	22.6	20.6	21.6	23.3
22	24.0	23.6	23.2	25.8	21.9	23.4	23.9
23	27.5	28.3	24.6	22.3	24.2	20.9	20.9
24	22.8	18.7	22.7	21.9	21.1	22.9	20.5

10-12	22.3	21.9	22.3	20.6	22.5	22.3	22.3
14-16	22.9	22.4	22.2	22.5	22.8	22.7	22.8
0-24	22.4	22.1	22.5	22.2	22.7	22.6	22.8

Average (ALL)	22.5
Weekday Inter-Peak	22.5

Channel 1 - Westbound

85th Percentile

Hr Ending	23/02/2023 Thursday	24/02/2023 Friday	25/02/2023 Saturday	26/02/2023 Sunday	27/02/2023 Monday	28/02/2023 Tuesday	01/03/2023 Wednesday
1	-	26.3	24.5	-	-	-	24.3
2	-	-	-	-	-	-	-
3	-	-	-	-	-	-	-
4	-	-	-	-	-	-	-
5	-	-	-	-	-	-	-
6	25.8	23.9	-	-	30.0	20.4	-
7	-	28.4	21.1	26.8	28.8	25.2	27.4
8	25.3	24.0	27.7	25.5	25.3	24.1	26.4
9	25.7	26.3	27.6	26.3	26.1	25.2	26.4
10	26.7	25.7	26.8	27.7	25.9	28.4	24.9
11	26.0	24.3	26.3	26.4	25.9	26.9	26.9
12	26.7	27.8	26.7	25.4	27.6	26.1	25.4
13	28.5	25.4	24.9	26.7	27.2	26.2	26.5
14	25.3	26.9	26.5	26.0	26.9	26.4	25.1
15	26.1	26.5	27.2	26.9	26.9	26.5	27.4
16	27.4	27.3	25.9	26.8	26.1	26.0	26.7
17	27.7	27.0	27.1	27.1	26.7	26.9	26.8
18	27.4	28.4	29.1	25.2	27.5	27.6	29.4
19	26.1	25.6	27.1	27.6	28.6	26.7	28.5
20	26.2	24.9	25.5	27.6	27.7	28.2	26.9
21	25.5	26.8	28.2	27.8	24.2	24.0	28.4
22	26.6	28.1	25.2	28.4	25.3	27.5	27.6
23	34.4	33.5	29.1	24.5	27.2	-	23.9
24	23.1	21.2	23.9	27.8	-	25.6	24.7

10-12	26.5	26.4	26.6	25.9	26.9	26.4	26.1
14-16	27.0	27.0	26.6	26.9	26.4	26.2	27.1
0-24	26.8	26.6	26.8	26.8	26.8	26.6	27.0

85th %ile (ALL)	26.8
Weekday Inter-Peak	26.6

Lincolnshire ATC 37, Vicarage Lane

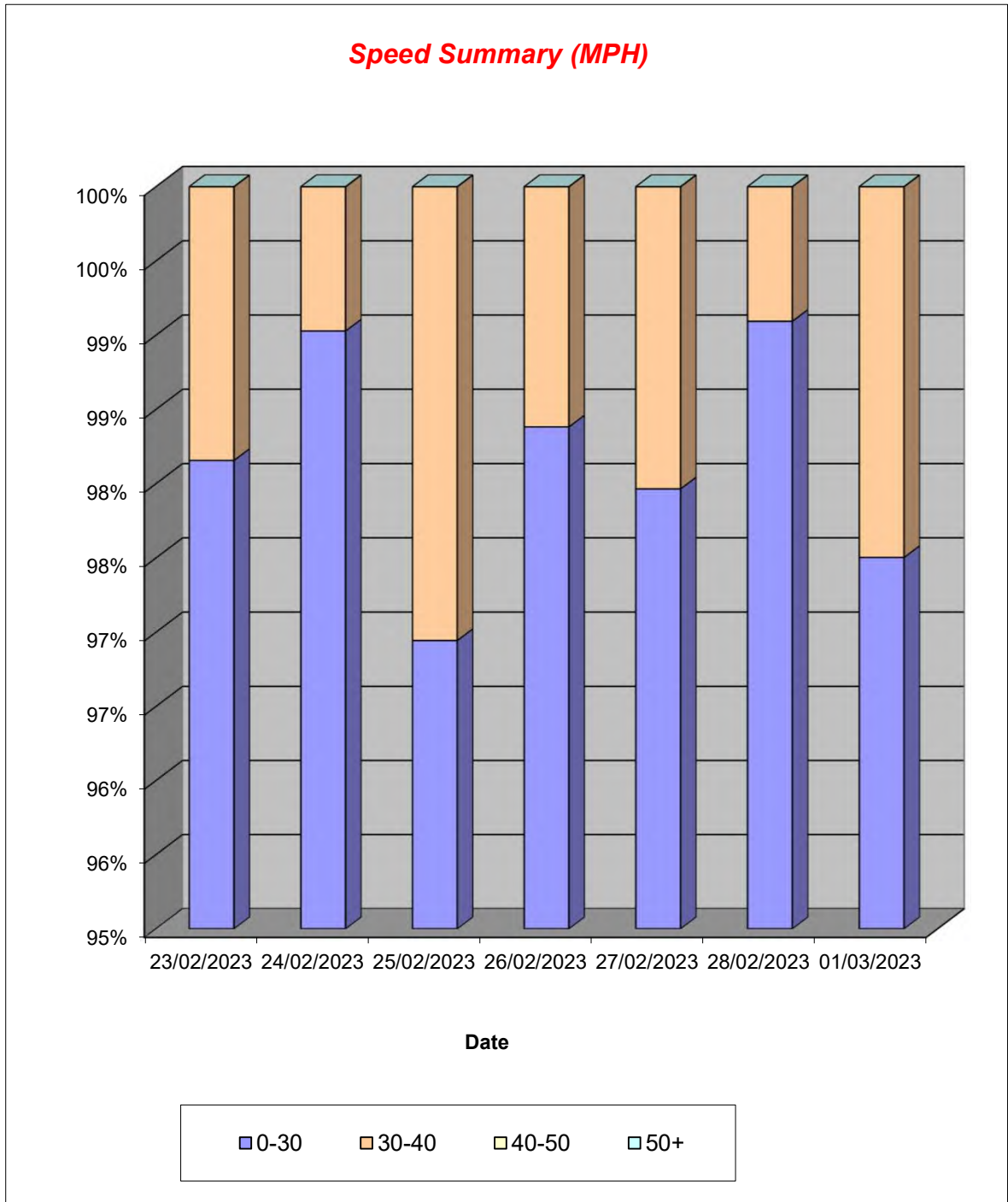
Produced by Road Data Services Ltd.

Channel 1 - Westbound

Speed Summary

Week 1

Speed (MPH)	23/02/2023 Thursday	24/02/2023 Friday	25/02/2023 Saturday	26/02/2023 Sunday	27/02/2023 Monday	28/02/2023 Tuesday	01/03/2023 Wednesday
0-30	586	612	476	426	578	547	586
30-40	11	6	15	7	12	5	15
40-50	0	0	0	0	0	0	0
50+	0	0	0	0	0	0	0
TOTAL	597	618	491	433	590	552	601



Lincolnshire ATC 37, Vicarage Lane

Produced by Road Data Services Ltd.

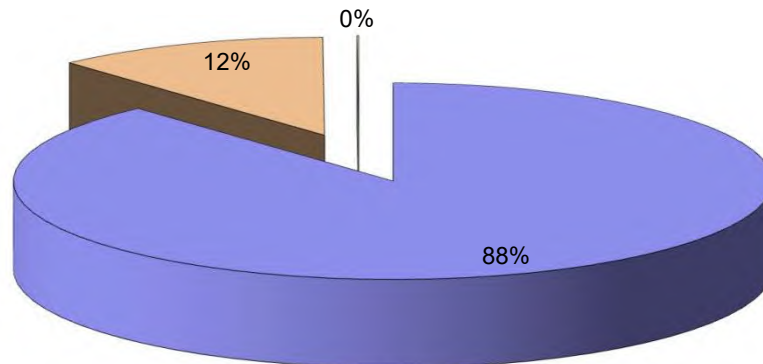
Channel 1 - Westbound

Vehicle Class

Week 1

Classes Day / Time	Car / LGV / Caravan - 1	OGV1 / Bus - 2,3,5,6,7,12	OGV2 - 4,8,9,10,11,13	TOTAL - 1-13
23/02/2023				
7-19	450	63	0	513
6-22	518	68	0	586
6-24	524	68	0	592
0-24	528	69	0	597
24/02/2023				
7-19	478	76	1	555
6-22	522	83	1	606
6-24	528	83	1	612
0-24	533	84	1	618
25/02/2023				
7-19	396	35	0	431
6-22	437	42	0	479
6-24	443	44	0	487
0-24	447	44	0	491
26/02/2023				
7-19	347	35	0	382
6-22	385	38	0	423
6-24	393	38	0	431
0-24	395	38	0	433
27/02/2023				
7-19	464	60	1	525
6-22	515	65	1	581
6-24	521	65	1	587
0-24	524	65	1	590
28/02/2023				
7-19	424	70	0	494
6-22	467	79	0	546
6-24	470	79	0	549
0-24	473	79	0	552
01/03/2023				
7-19	455	69	1	525
6-22	514	74	1	589
6-24	523	74	1	598
0-24	526	74	1	601
Average				
7-19	431	58	0	489
6-22	480	64	0	544
6-24	486	64	0	551
0-24	489	65	0	555

Total Vehicle Class Distribution



Lincolnshire ATC 37, Vicarage Lane

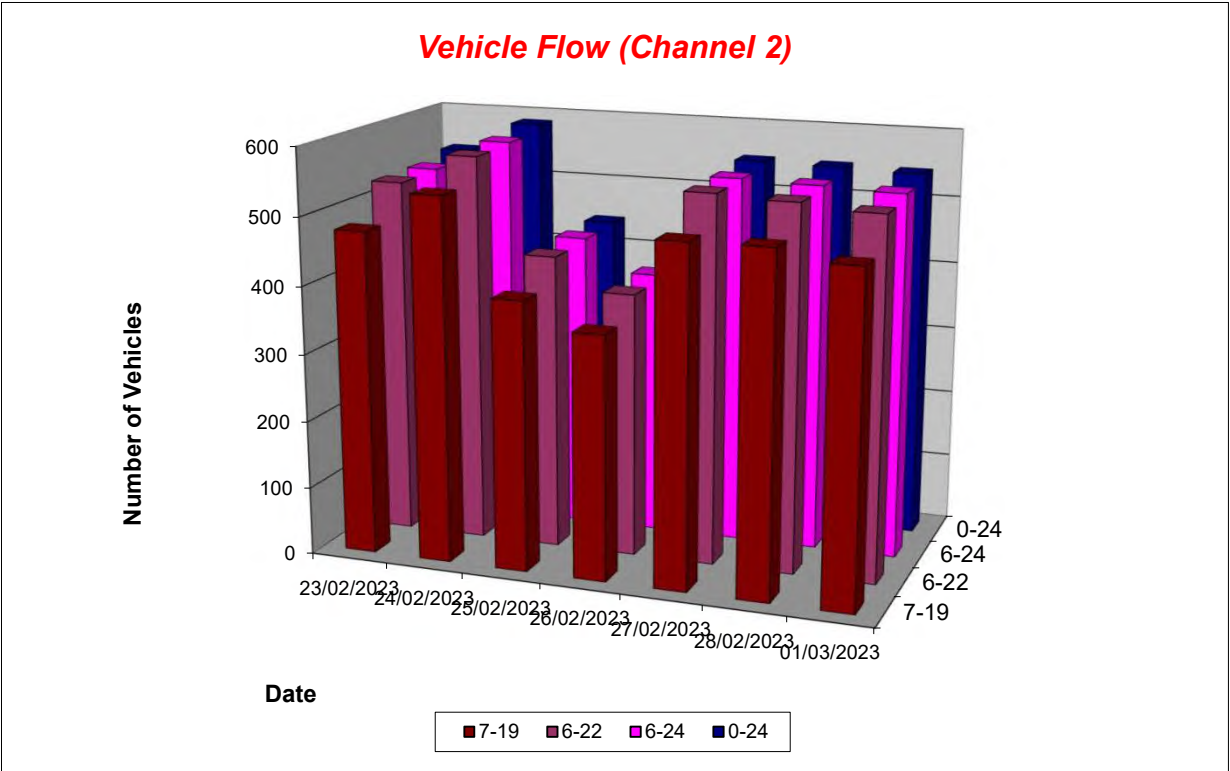
Produced by Road Data Services Ltd.

Channel 2 - Eastbound

Vehicle Flow

Week 1

Hr Ending	23/02/2023 Thursday	24/02/2023 Friday	25/02/2023 Saturday	26/02/2023 Sunday	27/02/2023 Monday	28/02/2023 Tuesday	01/03/2023 Wednesday	Weekday Average	Average
1	0	2	0	0	1	0	1	1	1
2	1	0	0	0	0	0	0	0	0
3	1	0	0	1	1	1	2	1	1
4	0	2	0	2	0	0	0	0	1
5	4	2	0	1	2	3	2	3	2
6	5	4	2	0	2	3	3	3	3
7	7	3	7	6	15	8	6	8	7
8	35	33	16	13	32	37	31	34	28
9	56	71	31	13	63	74	69	67	54
10	39	48	39	33	40	40	34	40	39
11	41	43	37	48	48	30	42	41	41
12	37	44	40	44	43	37	38	40	40
13	38	42	47	36	38	43	42	41	41
14	30	45	40	26	46	40	37	40	38
15	48	62	28	27	48	54	55	53	46
16	39	44	30	24	31	51	45	42	38
17	44	42	32	43	41	34	30	38	38
18	46	32	32	37	37	38	38	38	37
19	25	31	25	15	30	20	21	25	24
20	19	18	13	11	11	14	25	17	16
21	15	9	12	9	13	8	12	11	11
22	9	6	6	4	6	9	4	7	6
23	1	1	2	1	1	2	4	2	2
24	0	2	2	2	0	1	3	1	1
7-19	478	537	397	359	497	498	482	498	464
6-22	528	573	435	389	542	537	529	542	505
6-24	529	576	439	392	543	540	536	545	508
0-24	540	586	441	396	549	547	544	553	515



Lincolnshire ATC 37, Vicarage Lane

Produced by Road Data Services Ltd.

Channel 2 - Eastbound

Average Speed

Week 1

Hr Ending	23/02/2023 Thursday	24/02/2023 Friday	25/02/2023 Saturday	26/02/2023 Sunday	27/02/2023 Monday	28/02/2023 Tuesday	01/03/2023 Wednesday
1	-	32.8	-	-	26.4	-	21.5
2	26.4	-	-	-	-	-	-
3	26.3	-	-	20.5	20.0	17.1	18.2
4	-	27.1	-	24.0	-	-	-
5	26.0	22.8	-	21.1	29.0	21.7	24.4
6	26.9	21.8	24.9	-	23.9	26.6	23.8
7	23.0	24.7	25.9	24.5	25.2	25.9	25.4
8	22.6	23.1	24.1	21.8	22.7	23.4	23.0
9	24.0	22.8	23.7	23.7	23.6	23.8	23.0
10	22.3	22.7	21.9	20.6	21.5	22.3	23.1
11	21.5	22.0	22.8	22.3	23.2	23.5	22.0
12	23.4	23.6	23.2	21.7	22.4	21.4	21.7
13	23.8	23.5	22.3	21.7	22.1	22.4	22.3
14	20.5	22.9	22.7	21.4	21.8	22.4	22.6
15	23.2	23.5	23.5	22.5	23.2	23.7	23.3
16	22.1	24.3	22.1	21.7	23.8	22.2	21.8
17	23.6	22.6	23.2	21.6	24.0	25.1	23.4
18	20.6	21.8	23.9	22.6	23.6	21.5	23.8
19	22.9	24.4	22.0	22.5	22.3	22.9	22.6
20	24.5	22.8	22.6	21.9	22.0	21.6	24.8
21	25.3	24.0	22.3	24.1	22.2	19.2	24.6
22	24.8	22.9	24.6	18.5	27.4	25.0	25.0
23	11.6	22.2	23.0	29.8	27.8	21.7	28.1
24	-	26.3	23.8	19.8	-	23.8	26.9

10-12	22.4	22.8	23.0	22.0	22.8	22.3	21.8
14-16	22.7	23.9	22.7	22.1	23.4	23.0	22.6
0-24	22.8	23.2	22.9	22.0	23.0	22.9	22.9

Average (ALL)	22.9
Weekday Inter-Peak	22.8

Channel 2 - Eastbound

85th Percentile

Hr Ending	23/02/2023 Thursday	24/02/2023 Friday	25/02/2023 Saturday	26/02/2023 Sunday	27/02/2023 Monday	28/02/2023 Tuesday	01/03/2023 Wednesday
1	-	36.8	-	-	-	-	-
2	-	-	-	-	-	-	-
3	-	-	-	-	-	-	19.4
4	-	29.8	-	26.0	-	-	-
5	28.1	26.0	-	-	29.9	22.8	26.8
6	29.3	22.7	25.8	-	24.2	28.1	26.1
7	25.7	26.9	28.6	26.8	28.5	30.7	30.3
8	26.1	26.9	28.4	26.9	26.8	26.8	26.8
9	27.5	27.9	27.3	26.7	27.7	28.0	27.8
10	27.3	27.0	26.5	26.3	25.8	28.2	27.6
11	25.5	26.0	26.3	27.7	27.3	27.7	26.6
12	28.3	29.3	27.0	25.7	26.3	25.2	26.4
13	28.7	27.1	26.3	25.9	27.2	26.4	26.5
14	25.3	27.2	27.5	26.4	26.6	26.1	26.5
15	26.9	27.4	27.4	28.6	27.1	28.1	27.5
16	25.5	28.8	26.8	26.7	27.6	27.0	25.9
17	28.2	26.2	27.6	26.6	28.0	30.2	27.4
18	25.4	26.4	28.9	27.4	27.5	26.6	28.9
19	27.4	28.5	28.1	28.6	27.3	27.2	26.2
20	28.4	26.3	26.5	27.5	27.5	25.9	29.8
21	30.0	26.8	26.0	28.4	27.6	25.0	28.4
22	29.1	26.6	30.3	24.0	30.6	28.8	26.9
23	-	-	23.1	-	-	30.0	30.8
24	-	28.8	26.8	20.4	-	-	29.3

10-12	27.0	27.8	26.7	26.8	26.8	26.4	26.4
14-16	26.3	28.1	27.1	27.7	27.3	27.7	26.9
0-24	27.3	27.6	27.3	27.0	27.4	27.5	27.4

85th %ile (ALL)	27.5
Weekday Inter-Peak	27.2

Lincolnshire ATC 37, Vicarage Lane

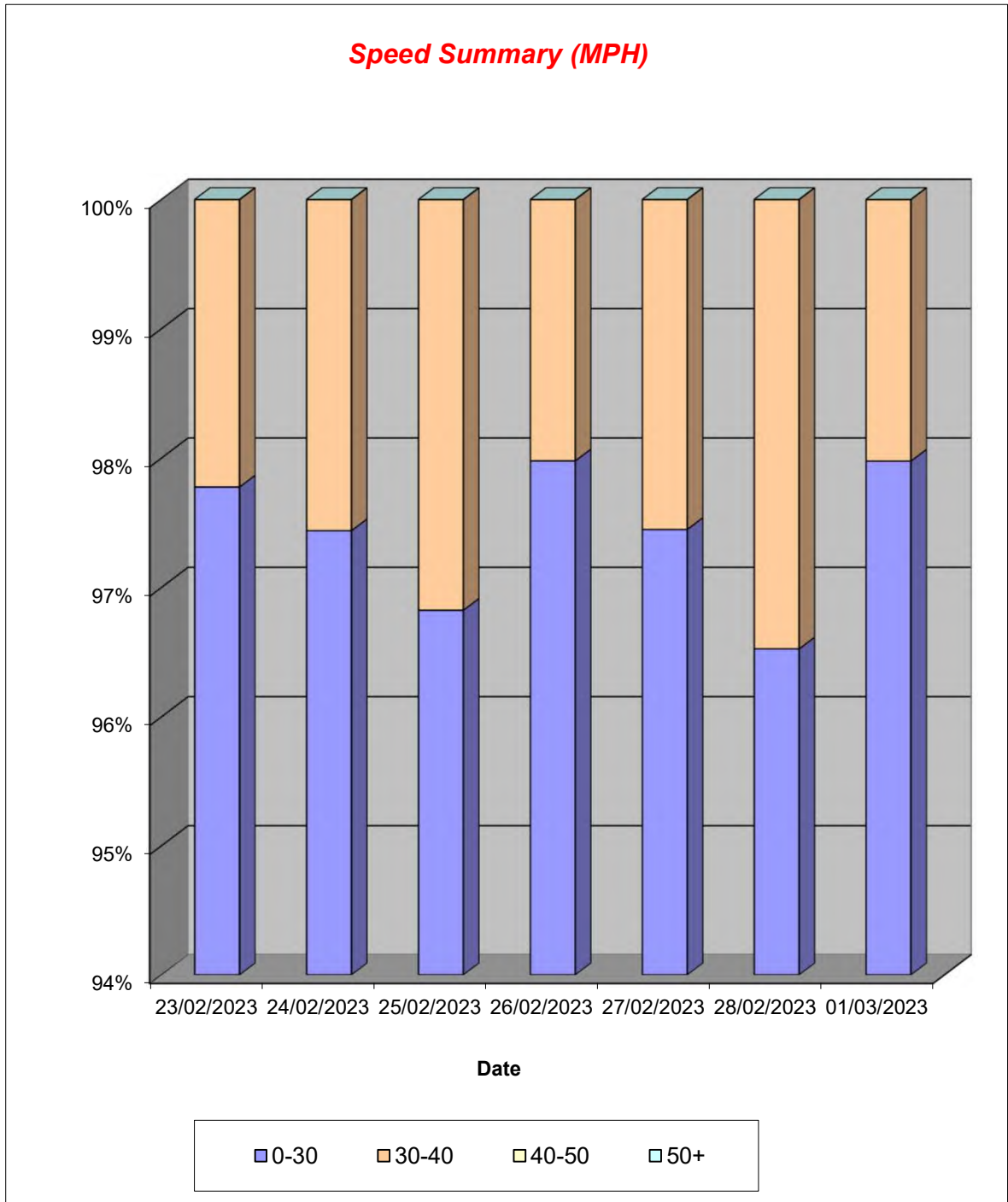
Produced by Road Data Services Ltd.

Channel 2 - Eastbound

Speed Summary

Week 1

Speed (MPH)	23/02/2023 Thursday	24/02/2023 Friday	25/02/2023 Saturday	26/02/2023 Sunday	27/02/2023 Monday	28/02/2023 Tuesday	01/03/2023 Wednesday
0-30	528	571	427	388	535	528	533
30-40	12	15	14	8	14	19	11
40-50	0	0	0	0	0	0	0
50+	0	0	0	0	0	0	0
TOTAL	540	586	441	396	549	547	544



Lincolnshire ATC 37, Vicarage Lane

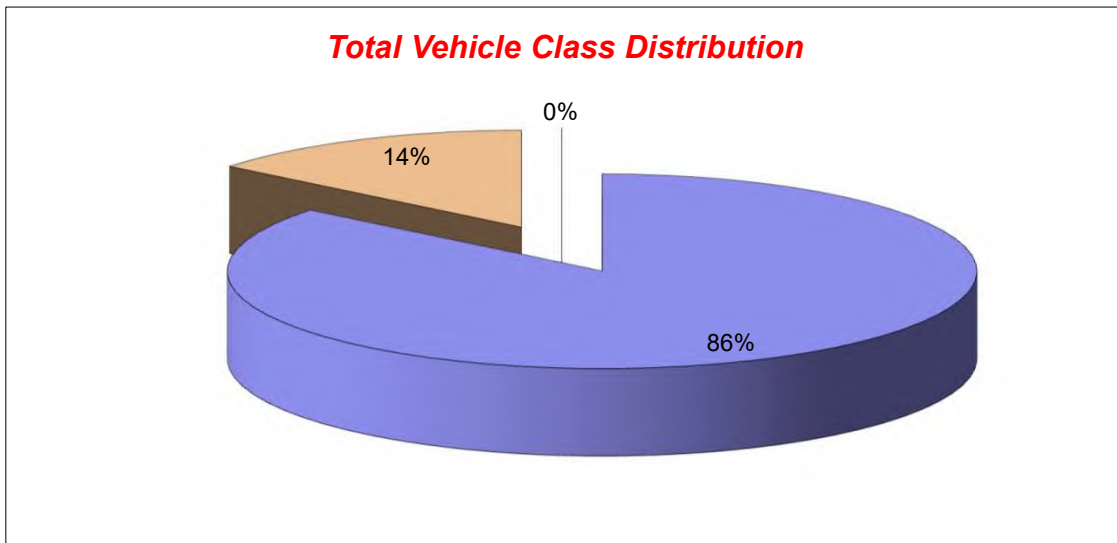
Produced by Road Data Services Ltd.

Channel 2 - Eastbound

Vehicle Class

Week 1

Classes Day / Time	Car / LGV / Caravan - 1	OGV1 / Bus - 2,3,5,6,7,12	OGV2 - 4,8,9,10,11,13	TOTAL - 1-13
23/02/2023				
7-19	401	77	0	478
6-22	448	80	0	528
6-24	449	80	0	529
0-24	457	83	0	540
24/02/2023				
7-19	454	83	0	537
6-22	485	88	0	573
6-24	487	89	0	576
0-24	495	91	0	586
25/02/2023				
7-19	363	34	0	397
6-22	394	41	0	435
6-24	398	41	0	439
0-24	398	43	0	441
26/02/2023				
7-19	325	34	0	359
6-22	349	40	0	389
6-24	352	40	0	392
0-24	356	40	0	396
27/02/2023				
7-19	418	79	0	497
6-22	459	83	0	542
6-24	460	83	0	543
0-24	465	84	0	549
28/02/2023				
7-19	416	82	0	498
6-22	448	89	0	537
6-24	450	90	0	540
0-24	456	91	0	547
01/03/2023				
7-19	410	72	0	482
6-22	450	79	0	529
6-24	457	79	0	536
0-24	464	80	0	544
Average				
7-19	398	66	0	464
6-22	433	71	0	505
6-24	436	72	0	508
0-24	442	73	0	515



Lincolnshire ATC 38, Boston Road

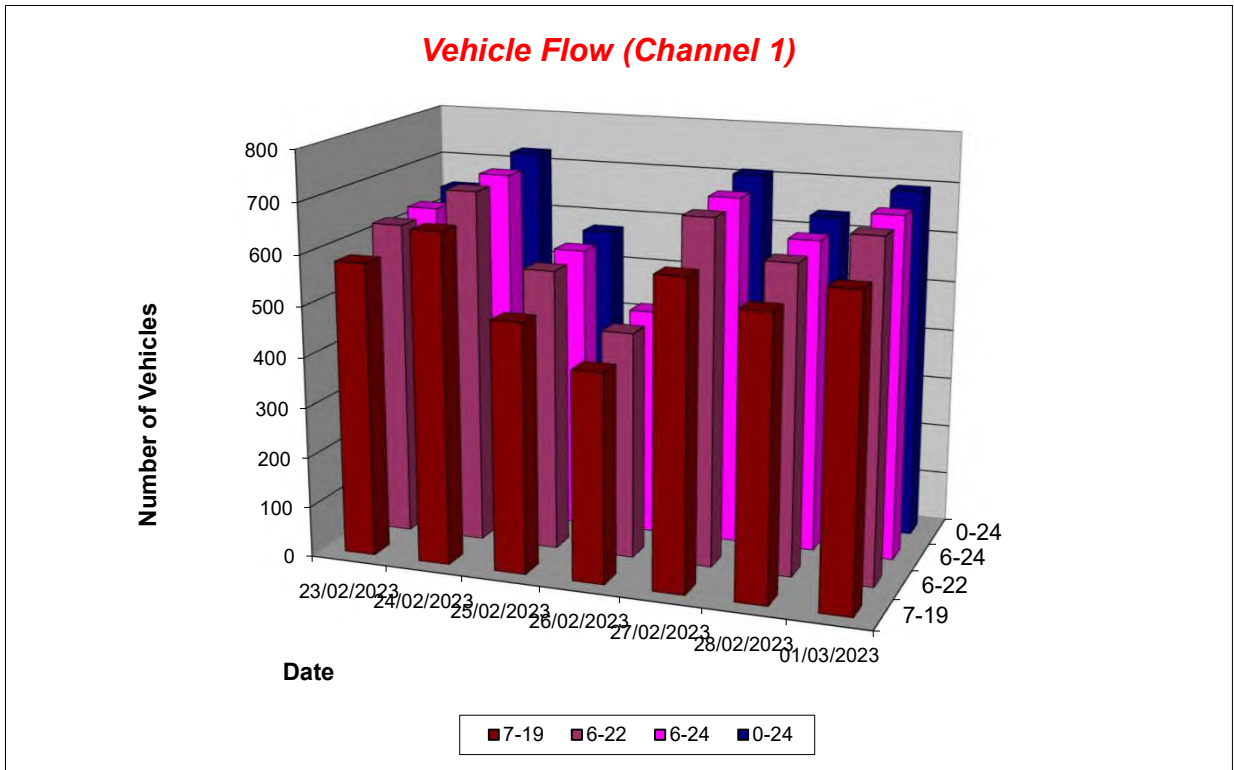
Produced by Road Data Services Ltd.

Channel 1 - Southeastbound

Vehicle Flow

Week 1

Hr Ending	23/02/2023 Thursday	24/02/2023 Friday	25/02/2023 Saturday	26/02/2023 Sunday	27/02/2023 Monday	28/02/2023 Tuesday	01/03/2023 Wednesday	Weekday Average	Average
1	0	1	0	0	2	0	1	1	1
2	1	1	2	1	1	1	0	1	1
3	1	0	0	1	2	1	2	1	1
4	0	1	2	1	0	0	0	0	1
5	5	4	2	2	5	3	5	4	4
6	8	12	2	2	8	11	9	10	7
7	13	14	17	8	32	19	24	20	18
8	50	43	27	14	53	49	62	51	43
9	56	53	35	20	61	63	63	59	50
10	48	51	51	26	42	49	58	50	46
11	49	64	63	47	53	47	44	51	52
12	59	58	55	44	47	41	50	51	51
13	45	61	54	56	42	41	46	47	49
14	37	66	39	31	59	51	50	53	48
15	50	69	37	50	53	53	53	56	52
16	39	48	37	36	48	54	61	50	46
17	63	50	31	30	62	53	48	55	48
18	51	62	35	34	40	33	39	45	42
19	35	29	30	25	45	20	32	32	31
20	16	14	19	16	21	12	19	16	17
21	9	13	16	8	15	7	15	12	12
22	6	7	12	4	10	17	6	9	9
23	3	6	6	1	4	7	7	5	5
24	2	0	2	4	5	4	2	3	3
7-19	582	654	494	413	605	554	606	600	558
6-22	626	702	558	449	683	609	670	658	614
6-24	631	708	566	454	692	620	679	666	621
0-24	646	727	574	461	710	636	696	683	636



Lincolnshire ATC 38, Boston Road

Produced by Road Data Services Ltd.

Channel 1 - Southeastbound

Average Speed

Week 1

Hr Ending	23/02/2023 Thursday	24/02/2023 Friday	25/02/2023 Saturday	26/02/2023 Sunday	27/02/2023 Monday	28/02/2023 Tuesday	01/03/2023 Wednesday
1	-	45.5	-	-	45.9	-	41.2
2	37.1	39.3	33.8	37.3	40.1	37.4	-
3	33.0	-	-	34.4	30.5	28.4	33.8
4	-	42.9	33.8	35.3	-	-	-
5	39.0	38.8	25.6	36.7	33.6	37.8	39.4
6	37.5	40.5	33.1	33.3	40.6	40.3	38.9
7	35.8	35.1	37.9	37.3	36.5	34.9	34.5
8	37.2	38.3	36.2	38.5	38.5	36.6	36.2
9	37.5	36.6	35.5	37.9	36.2	35.4	35.7
10	35.0	35.4	33.8	33.9	34.0	33.6	32.0
11	34.7	35.8	34.5	36.4	34.3	34.8	34.2
12	32.7	35.5	36.6	36.4	35.7	34.9	34.3
13	36.3	34.2	35.8	37.9	35.3	34.4	35.2
14	36.3	34.7	35.8	36.8	35.4	35.3	36.7
15	37.7	36.7	35.7	37.1	33.7	34.5	35.6
16	38.2	39.1	33.3	36.1	36.7	37.2	35.9
17	37.6	36.6	37.0	37.1	37.3	34.7	34.9
18	37.6	34.2	35.6	37.2	36.2	35.7	35.1
19	34.3	34.9	35.6	39.1	34.4	35.3	35.0
20	34.8	36.9	35.4	38.2	32.9	32.5	34.6
21	34.3	36.3	34.8	35.6	37.9	36.3	36.7
22	32.8	33.4	32.5	34.2	37.0	37.8	39.0
23	40.9	33.2	35.9	44.0	35.6	36.9	32.5
24	33.8	-	26.4	38.0	27.8	39.0	42.0

10-12	33.6	35.7	35.5	36.4	35.0	34.8	34.2
14-16	37.9	37.7	34.5	36.7	35.2	35.9	35.8
0-24	36.2	36.0	35.3	37.0	35.7	35.4	35.2

Average (ALL)	35.8
Weekday Inter-Peak	35.6

Channel 1 - Southeastbound

85th Percentile

Hr Ending	23/02/2023 Thursday	24/02/2023 Friday	25/02/2023 Saturday	26/02/2023 Sunday	27/02/2023 Monday	28/02/2023 Tuesday	01/03/2023 Wednesday
1	-	-	-	-	54.3	-	-
2	-	-	37.6	-	-	-	-
3	-	-	-	-	31.4	-	41.1
4	-	-	42.5	-	-	-	-
5	47.0	45.2	26.1	40.0	38.9	42.2	47.5
6	41.5	45.8	37.1	38.8	45.2	47.2	43.9
7	39.9	41.3	47.8	42.1	41.8	41.1	40.3
8	41.9	45.2	43.8	43.8	44.8	43.3	42.2
9	42.9	42.8	40.8	45.7	42.7	41.7	42.6
10	40.8	41.2	39.6	41.4	40.2	38.6	40.2
11	39.5	41.8	40.2	42.0	39.0	41.2	40.6
12	40.2	39.9	43.7	43.5	42.4	40.1	40.7
13	43.0	39.8	40.0	42.1	41.4	39.3	40.8
14	42.0	41.9	41.3	41.4	42.4	41.6	44.3
15	44.7	43.9	42.2	44.0	39.7	41.0	41.7
16	43.9	45.6	37.5	42.8	42.4	44.0	41.6
17	42.9	44.0	43.7	41.8	43.1	41.5	39.0
18	44.1	40.9	41.0	43.1	42.0	41.5	41.8
19	41.3	42.0	42.1	45.9	40.9	42.5	40.8
20	40.4	42.3	40.4	44.8	39.1	39.0	41.7
21	39.7	42.6	41.0	42.3	44.2	45.3	42.6
22	41.8	35.9	37.6	42.9	45.3	43.3	44.2
23	49.5	40.3	40.6	-	40.9	42.2	38.3
24	37.9	-	27.2	42.5	34.0	46.9	46.8

10-12	40.1	41.0	42.0	42.8	40.7	40.7	40.6
14-16	44.4	44.7	40.1	43.5	41.2	42.7	41.7
0-24	42.5	42.6	41.4	43.2	42.1	41.8	41.7

85th %ile (ALL)	42.2
Weekday Inter-Peak	42.0

Lincolnshire ATC 38, Boston Road

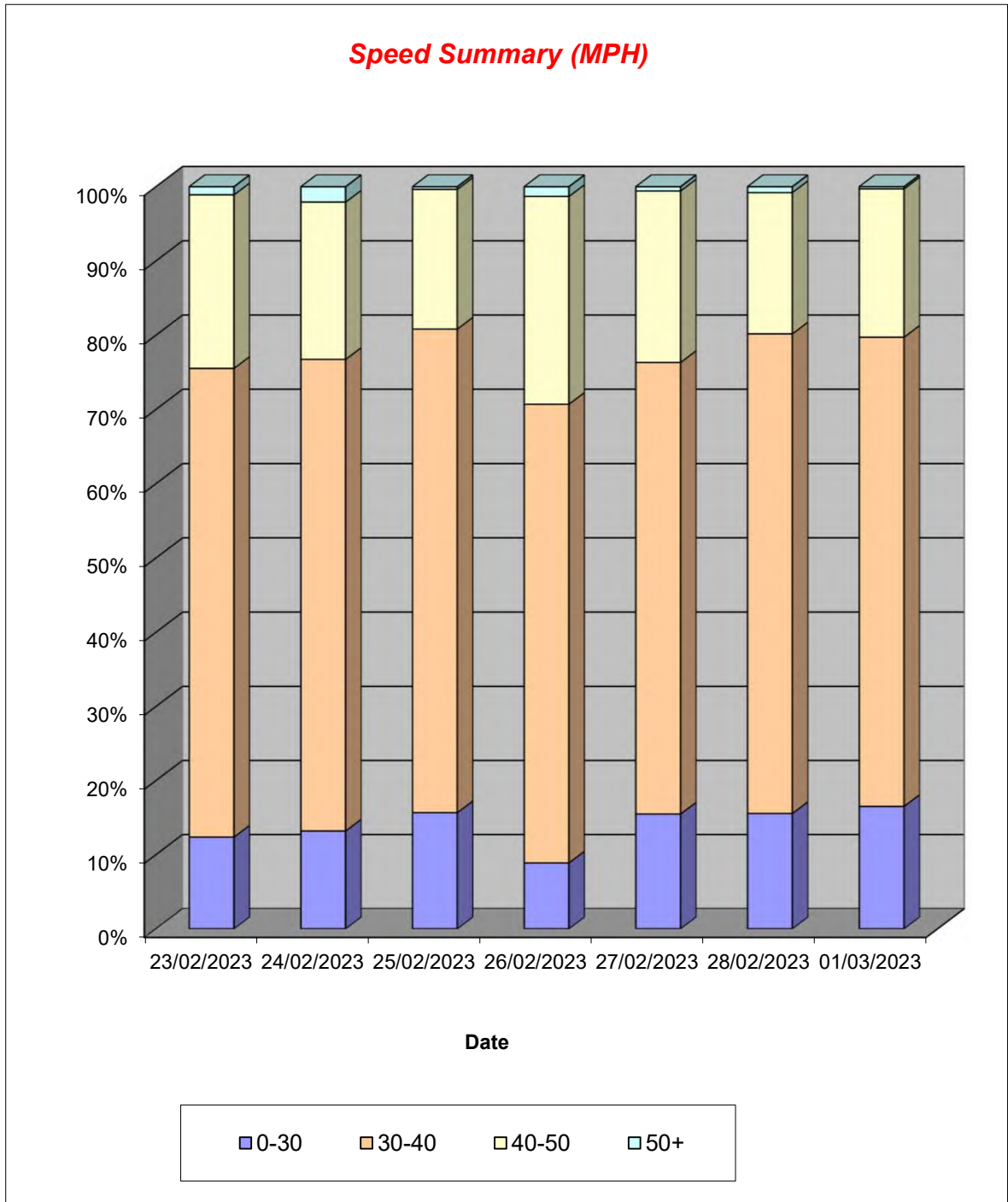
Produced by Road Data Services Ltd.

Channel 1 - Southeastbound

Speed Summary

Week 1

Speed (MPH)	23/02/2023 Thursday	24/02/2023 Friday	25/02/2023 Saturday	26/02/2023 Sunday	27/02/2023 Monday	28/02/2023 Tuesday	01/03/2023 Wednesday
0-30	80	96	90	41	110	99	115
30-40	408	462	374	285	432	411	440
40-50	151	154	108	129	164	121	139
50+	7	15	2	6	4	5	2
TOTAL	646	727	574	461	710	636	696



Lincolnshire ATC 38, Boston Road

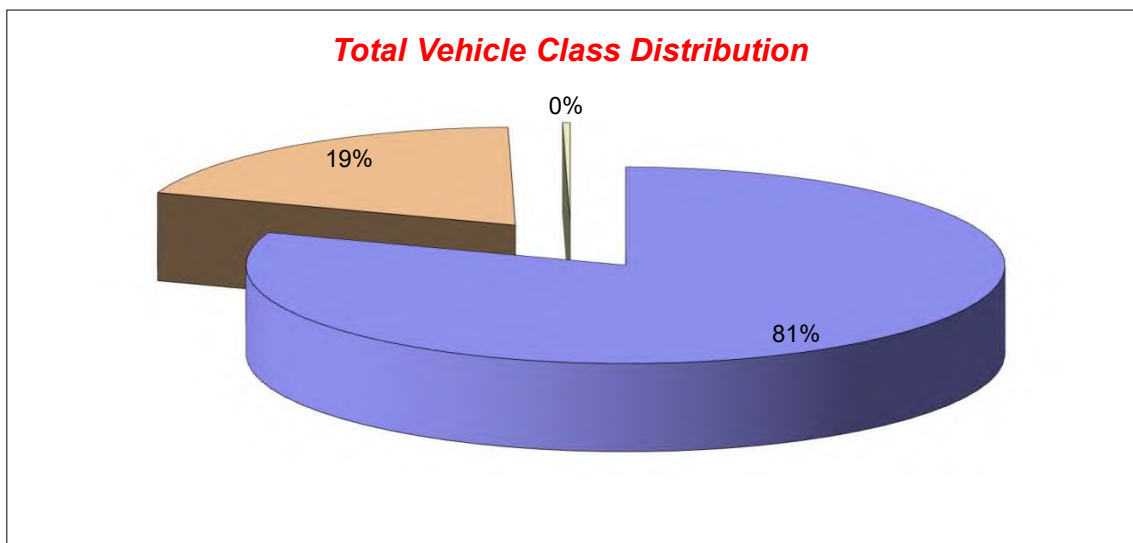
Produced by Road Data Services Ltd.

Channel 1 - Southeastbound

Vehicle Class

Week 1

Classes Day / Time	Car / LGV / Caravan - 1	OGV1 / Bus - 2,3,5,6,7,12	OGV2 - 4,8,9,10,11,13	TOTAL - 1-13
23/02/2023				
7-19	452	128	2	582
6-22	489	135	2	626
6-24	494	135	2	631
0-24	507	137	2	646
24/02/2023				
7-19	526	125	3	654
6-22	567	132	3	702
6-24	571	134	3	708
0-24	588	136	3	727
25/02/2023				
7-19	405	89	0	494
6-22	456	102	0	558
6-24	464	102	0	566
0-24	470	104	0	574
26/02/2023				
7-19	357	56	0	413
6-22	387	62	0	449
6-24	392	62	0	454
0-24	398	63	0	461
27/02/2023				
7-19	479	123	3	605
6-22	541	138	4	683
6-24	550	138	4	692
0-24	565	141	4	710
28/02/2023				
7-19	434	118	2	554
6-22	477	130	2	609
6-24	486	132	2	620
0-24	501	133	2	636
01/03/2023				
7-19	475	128	3	606
6-22	525	142	3	670
6-24	534	142	3	679
0-24	549	144	3	696
Average				
7-19	447	110	2	558
6-22	492	120	2	614
6-24	499	121	2	621
0-24	511	123	2	636



Lincolnshire ATC 38, Boston Road

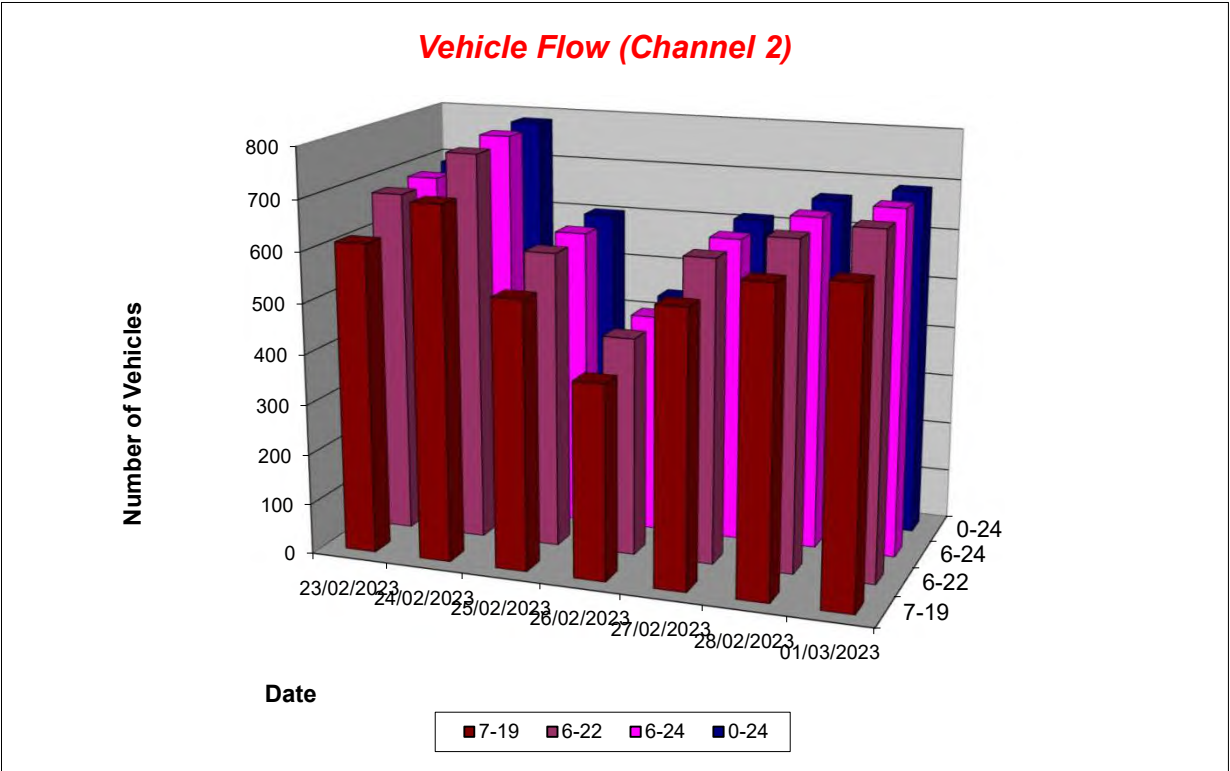
Produced by Road Data Services Ltd.

Channel 2 - Northwestbound

Vehicle Flow

Week 1

Hr Ending	23/02/2023 Thursday	24/02/2023 Friday	25/02/2023 Saturday	26/02/2023 Sunday	27/02/2023 Monday	28/02/2023 Tuesday	01/03/2023 Wednesday	Weekday Average	Average
1	1	1	2	2	0	0	0	0	1
2	0	0	1	1	0	1	1	0	1
3	0	0	0	0	0	0	0	0	0
4	0	0	1	0	0	1	0	0	0
5	0	0	0	0	1	0	0	0	0
6	5	3	3	1	6	3	2	4	3
7	8	15	2	5	14	8	13	12	9
8	29	25	12	14	32	30	28	29	24
9	57	52	14	17	47	54	53	53	42
10	37	81	42	40	39	46	48	50	48
11	52	52	51	25	46	56	52	52	48
12	48	67	65	36	50	45	56	53	52
13	52	48	57	34	41	42	60	49	48
14	51	59	65	32	46	48	46	50	50
15	44	71	46	45	43	49	52	52	50
16	73	66	57	40	51	76	53	64	59
17	72	63	45	46	64	65	51	63	58
18	77	74	46	34	57	55	70	67	59
19	22	42	32	23	28	35	44	34	32
20	21	27	24	17	26	16	20	22	22
21	22	12	21	13	16	17	22	18	18
22	16	15	8	12	1	7	10	10	10
23	4	7	6	4	4	9	9	7	6
24	2	4	2	1	1	1	0	2	2
7-19	614	700	532	386	544	601	613	614	570
6-22	681	769	587	433	601	649	678	676	628
6-24	687	780	595	438	606	659	687	684	636
0-24	693	784	602	442	613	664	690	689	641



Lincolnshire ATC 38, Boston Road

Produced by Road Data Services Ltd.

Channel 2 - Northwestbound

Average Speed

Week 1

Hr Ending	23/02/2023 Thursday	24/02/2023 Friday	25/02/2023 Saturday	26/02/2023 Sunday	27/02/2023 Monday	28/02/2023 Tuesday	01/03/2023 Wednesday
1	27.0	38.1	31.5	29.0	-	-	-
2	-	-	34.8	26.2	-	33.7	32.6
3	-	-	-	-	-	-	-
4	-	-	30.1	-	-	29.4	-
5	-	-	-	-	33.3	-	-
6	30.9	32.3	28.8	33.0	32.0	25.6	30.2
7	36.6	31.1	30.5	30.7	35.2	37.1	35.5
8	34.2	33.5	32.3	31.1	32.0	31.9	32.8
9	32.8	31.9	32.4	32.3	33.3	31.7	33.2
10	32.0	31.9	31.7	34.0	31.5	35.1	33.2
11	30.9	31.8	32.1	32.5	31.8	32.8	31.2
12	33.8	31.7	32.4	32.1	34.5	31.6	32.5
13	30.2	31.6	31.7	34.2	32.3	33.1	32.6
14	32.2	30.2	32.7	31.9	32.7	31.6	32.2
15	33.1	34.0	32.8	33.8	33.7	32.9	33.5
16	32.7	34.1	34.0	32.3	33.8	32.3	33.1
17	34.3	32.9	34.4	34.8	35.0	32.7	33.4
18	33.8	33.7	35.5	33.9	34.2	34.0	34.5
19	35.2	33.2	33.6	34.7	32.3	33.9	34.7
20	33.0	33.9	33.2	34.0	34.9	33.2	32.8
21	34.0	35.1	33.9	32.8	34.8	31.8	33.8
22	34.2	34.7	30.9	35.8	23.7	37.2	32.7
23	34.0	33.3	25.9	34.2	32.6	32.6	36.3
24	38.8	33.3	37.1	34.2	34.9	25.4	-

10-12	32.3	31.8	32.3	32.3	33.2	32.3	31.9
14-16	32.9	34.1	33.4	33.1	33.8	32.5	33.3
0-24	33.0	32.7	32.9	33.3	33.4	32.8	33.2

Average (ALL)	33.0
Weekday Inter-Peak	32.8

Channel 2 - Northwestbound

85th Percentile

Hr Ending	23/02/2023 Thursday	24/02/2023 Friday	25/02/2023 Saturday	26/02/2023 Sunday	27/02/2023 Monday	28/02/2023 Tuesday	01/03/2023 Wednesday
1	-	-	41.8	31.5	-	-	-
2	-	-	-	-	-	-	-
3	-	-	-	-	-	-	-
4	-	-	-	-	-	-	-
5	-	-	-	-	-	-	-
6	33.7	36.9	32.9	-	38.1	30.8	31.2
7	40.2	36.5	35.9	32.8	38.9	41.9	41.7
8	37.5	37.9	38.8	36.9	36.4	37.4	37.7
9	37.2	36.1	40.4	37.8	38.1	36.2	37.9
10	37.3	36.9	37.7	40.4	36.2	42.4	38.8
11	36.6	37.0	37.3	37.0	37.7	37.1	38.0
12	38.5	37.7	37.9	39.2	39.7	36.7	36.8
13	36.6	39.0	37.8	40.5	37.4	39.1	37.1
14	37.0	35.8	38.6	37.7	37.9	37.3	38.6
15	38.3	38.7	37.2	40.2	38.6	37.8	39.1
16	36.7	39.5	40.6	36.4	39.6	37.2	37.6
17	38.5	37.6	40.4	40.6	40.0	37.7	39.4
18	38.8	38.5	42.8	40.6	39.8	38.1	40.2
19	40.5	38.2	39.3	42.4	39.2	40.7	40.2
20	37.7	42.8	39.4	40.6	41.5	41.4	37.4
21	40.1	41.9	38.1	39.1	41.4	37.5	37.8
22	39.6	40.9	36.1	42.3	-	41.1	36.4
23	41.6	38.4	33.0	38.9	36.4	36.6	40.7
24	46.1	35.2	39.7	-	-	-	-

10-12	37.7	37.5	37.7	38.5	38.9	37.0	37.6
14-16	37.4	39.2	39.2	38.6	39.2	37.4	38.4
0-24	38.1	38.3	39.0	39.5	38.9	38.3	38.6

85th %ile (ALL)	38.6
Weekday Inter-Peak	38.1

Lincolnshire ATC 38, Boston Road

Produced by Road Data Services Ltd.

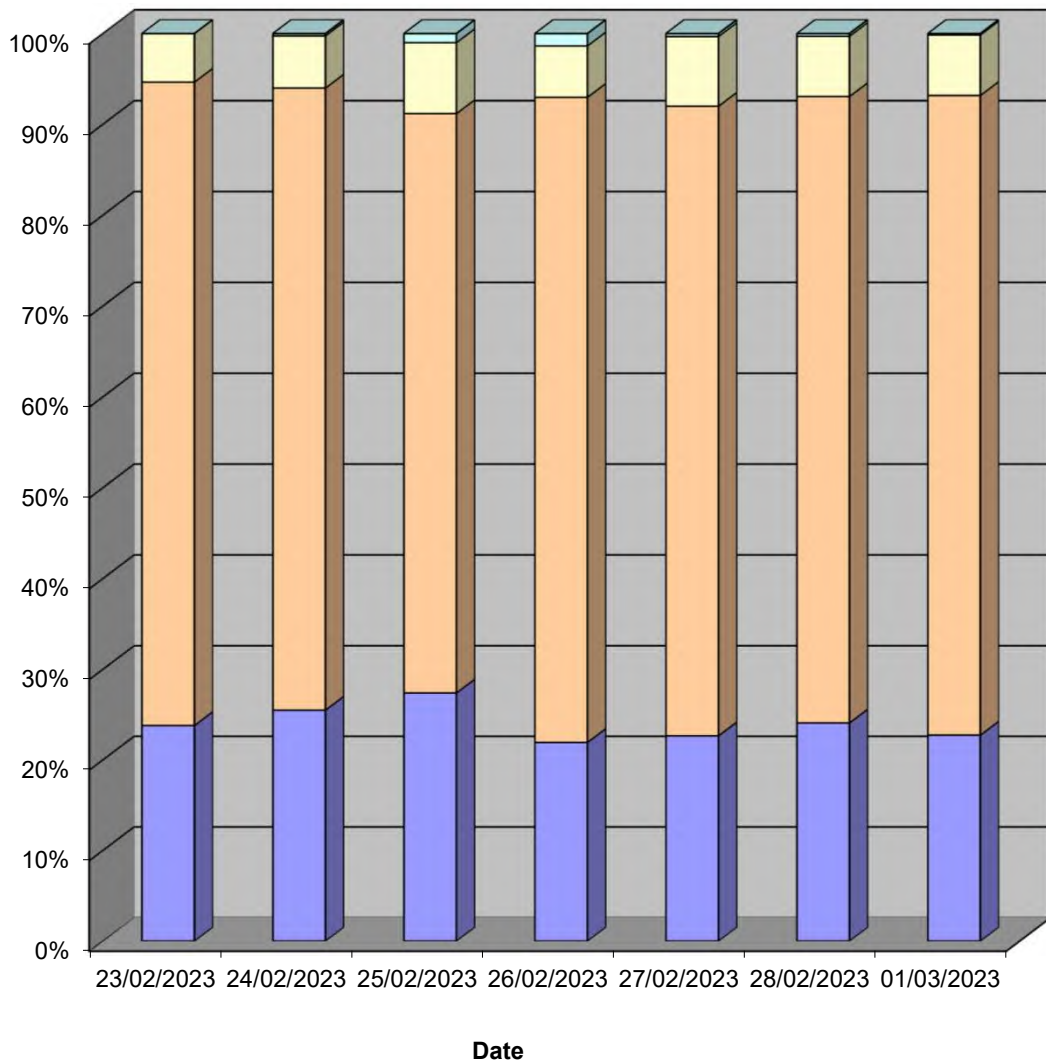
Channel 2 - Northwestbound

Speed Summary

Week 1

Speed (MPH)	23/02/2023 Thursday	24/02/2023 Friday	25/02/2023 Saturday	26/02/2023 Sunday	27/02/2023 Monday	28/02/2023 Tuesday	01/03/2023 Wednesday
0-30	165	200	165	97	139	160	157
30-40	491	537	384	314	425	458	486
40-50	37	45	47	25	47	44	46
50+	0	2	6	6	2	2	1
TOTAL	693	784	602	442	613	664	690

Speed Summary (MPH)



Lincolnshire ATC 38, Boston Road

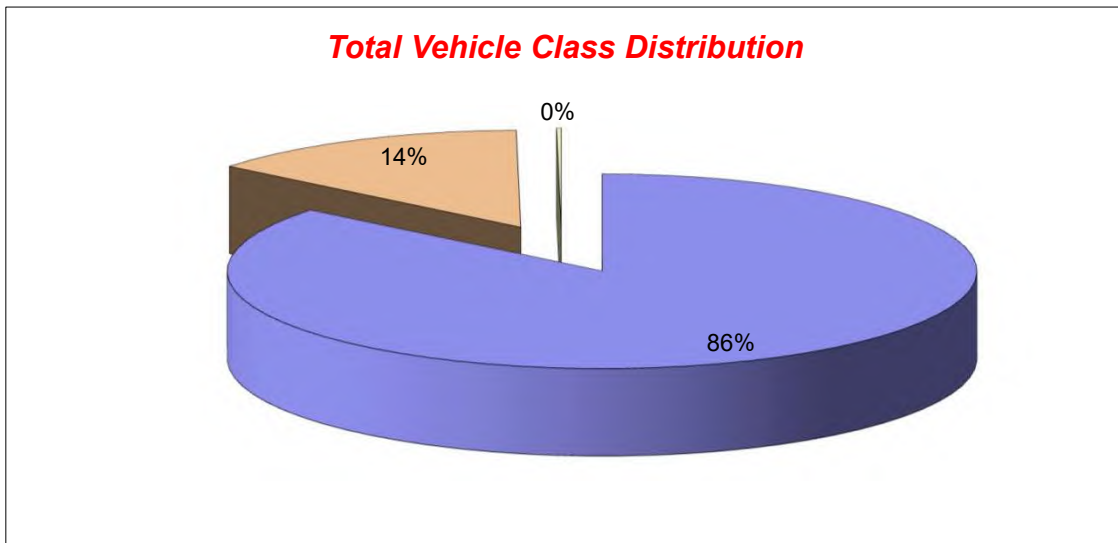
Produced by Road Data Services Ltd.

Channel 2 - Northwestbound

Vehicle Class

Week 1

Classes Day / Time	Car / LGV / Caravan - 1	OGV1 / Bus - 2,3,5,6,7,12	OGV2 - 4,8,9,10,11,13	TOTAL - 1-13
23/02/2023				
7-19	519	94	1	614
6-22	580	100	1	681
6-24	586	100	1	687
0-24	591	101	1	693
24/02/2023				
7-19	610	89	1	700
6-22	669	98	2	769
6-24	680	98	2	780
0-24	683	99	2	784
25/02/2023				
7-19	463	67	2	532
6-22	510	75	2	587
6-24	517	76	2	595
0-24	523	77	2	602
26/02/2023				
7-19	354	32	0	386
6-22	393	40	0	433
6-24	397	41	0	438
0-24	400	42	0	442
27/02/2023				
7-19	455	87	2	544
6-22	504	95	2	601
6-24	508	96	2	606
0-24	515	96	2	613
28/02/2023				
7-19	495	106	0	601
6-22	536	113	0	649
6-24	546	113	0	659
0-24	550	114	0	664
01/03/2023				
7-19	520	91	2	613
6-22	578	98	2	678
6-24	587	98	2	687
0-24	589	99	2	690
Average				
7-19	488	81	1	570
6-22	539	88	1	628
6-24	546	89	1	636
0-24	550	90	1	641



Lincolnshire ATC 39, Church Lane

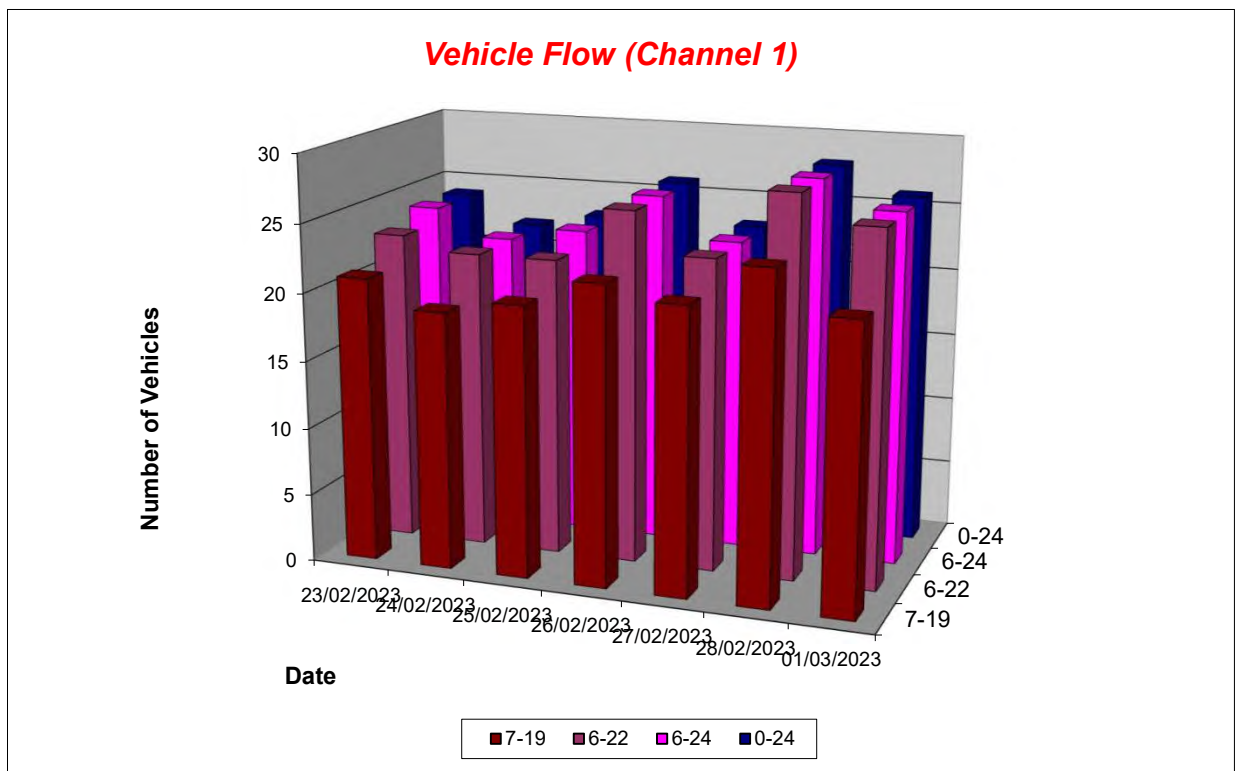
Produced by Road Data Services Ltd.

Channel 1 - Westbound

Vehicle Flow

Week 1

Hr Ending	23/02/2023 Thursday	24/02/2023 Friday	25/02/2023 Saturday	26/02/2023 Sunday	27/02/2023 Monday	28/02/2023 Tuesday	01/03/2023 Wednesday	Weekday Average	Average
1	0	0	0	0	0	0	0	0	0
2	0	0	0	0	0	0	0	0	0
3	0	0	0	0	0	0	0	0	0
4	0	0	0	0	0	0	0	0	0
5	0	0	0	0	0	0	0	0	0
6	0	0	0	0	0	0	0	0	0
7	0	0	0	0	0	2	2	1	1
8	1	2	0	2	2	2	0	1	1
9	1	0	1	0	0	1	3	1	1
10	0	1	1	1	3	3	1	2	1
11	1	3	1	3	1	1	3	2	2
12	2	2	1	3	4	2	2	2	2
13	2	2	3	4	1	1	3	2	2
14	3	4	4	2	1	4	3	3	3
15	4	0	4	2	2	2	2	2	2
16	3	2	1	3	2	2	1	2	2
17	3	2	2	2	2	3	2	2	2
18	1	1	2	0	1	2	0	1	1
19	0	0	0	0	2	1	1	1	1
20	1	0	1	3	2	2	1	1	1
21	1	2	0	1	0	0	2	1	1
22	0	1	1	0	0	0	0	0	0
23	1	0	0	0	0	0	0	0	0
24	0	0	1	0	0	0	0	0	0
7-19	21	19	20	22	21	24	21	21	21
6-22	23	22	22	26	23	28	26	24	24
6-24	24	22	23	26	23	28	26	25	25
0-24	24	22	23	26	23	28	26	25	25



Lincolnshire ATC 39, Church Lane

Produced by Road Data Services Ltd.

Channel 1 - Westbound

Average Speed

Week 1

Hr Ending	23/02/2023 Thursday	24/02/2023 Friday	25/02/2023 Saturday	26/02/2023 Sunday	27/02/2023 Monday	28/02/2023 Tuesday	01/03/2023 Wednesday
1	-	-	-	-	-	-	-
2	-	-	-	-	-	-	-
3	-	-	-	-	-	-	-
4	-	-	-	-	-	-	-
5	-	-	-	-	-	-	-
6	-	-	-	-	-	-	-
7	-	-	-	-	-	15.4	19.9
8	25.8	22.6	-	19.8	25.0	27.4	-
9	24.2	-	21.0	-	-	10.7	24.0
10	-	11.8	16.6	28.1	26.7	27.0	15.7
11	20.5	23.6	25.5	21.0	23.6	20.9	27.4
12	20.3	27.2	28.3	25.1	21.3	13.3	27.3
13	32.9	17.7	27.8	25.6	24.1	13.1	20.0
14	28.6	18.2	17.9	24.5	24.4	21.5	24.3
15	23.5	-	15.7	26.4	25.4	22.5	25.7
16	29.9	21.0	27.7	22.6	23.3	20.2	35.0
17	18.7	21.7	27.8	31.0	25.6	24.5	19.7
18	29.5	22.9	30.0	-	26.8	25.0	-
19	-	-	-	-	26.0	23.2	23.1
20	34.1	-	32.4	34.0	26.9	32.0	31.1
21	30.1	31.0	-	16.5	-	-	30.8
22	-	28.1	25.7	-	-	-	-
23	18.1	-	-	-	-	-	-
24	-	-	24.7	-	-	-	-

10-12	20.4	25.0	26.9	23.1	21.8	15.8	27.3
14-16	26.3	21.0	18.1	24.1	24.3	21.4	28.8
0-24	25.6	22.2	23.3	25.3	24.7	22.1	24.6

Average (ALL)	24.0
Weekday Inter-Peak	23.8

Channel 1 - Westbound

85th Percentile

Hr Ending	23/02/2023 Thursday	24/02/2023 Friday	25/02/2023 Saturday	26/02/2023 Sunday	27/02/2023 Monday	28/02/2023 Tuesday	01/03/2023 Wednesday
1	-	-	-	-	-	-	-
2	-	-	-	-	-	-	-
3	-	-	-	-	-	-	-
4	-	-	-	-	-	-	-
5	-	-	-	-	-	-	-
6	-	-	-	-	-	-	-
7	-	-	-	-	-	20.1	22.3
8	-	23.7	-	24.7	25.4	32.7	-
9	-	-	-	-	-	-	25.8
10	-	-	-	-	29.2	31.8	-
11	-	26.5	-	29.1	-	-	28.6
12	25.0	27.5	-	32.7	24.1	18.0	27.9
13	43.2	19.0	29.7	29.6	-	-	22.0
14	33.4	23.6	21.3	26.0	-	28.7	26.9
15	31.1	-	21.7	26.6	30.8	27.0	29.0
16	33.1	30.2	-	28.9	27.5	20.2	-
17	26.2	23.3	28.9	33.7	26.9	25.4	21.6
18	-	-	31.0	-	-	28.9	-
19	-	-	-	-	30.7	-	-
20	-	-	-	34.5	33.4	32.6	-
21	-	33.1	-	-	-	-	33.1
22	-	-	-	-	-	-	-
23	-	-	-	-	-	-	-
24	-	-	-	-	-	-	-

10-12	24.2	27.9	28.4	31.2	24.5	21.1	28.3
14-16	33.2	30.2	25.4	29.3	29.3	24.8	34.1
0-24	33.2	28.3	29.9	32.0	28.7	29.1	29.6

85th %ile (ALL)	30.4
Weekday Inter-Peak	29.8

Lincolnshire ATC 39, Church Lane

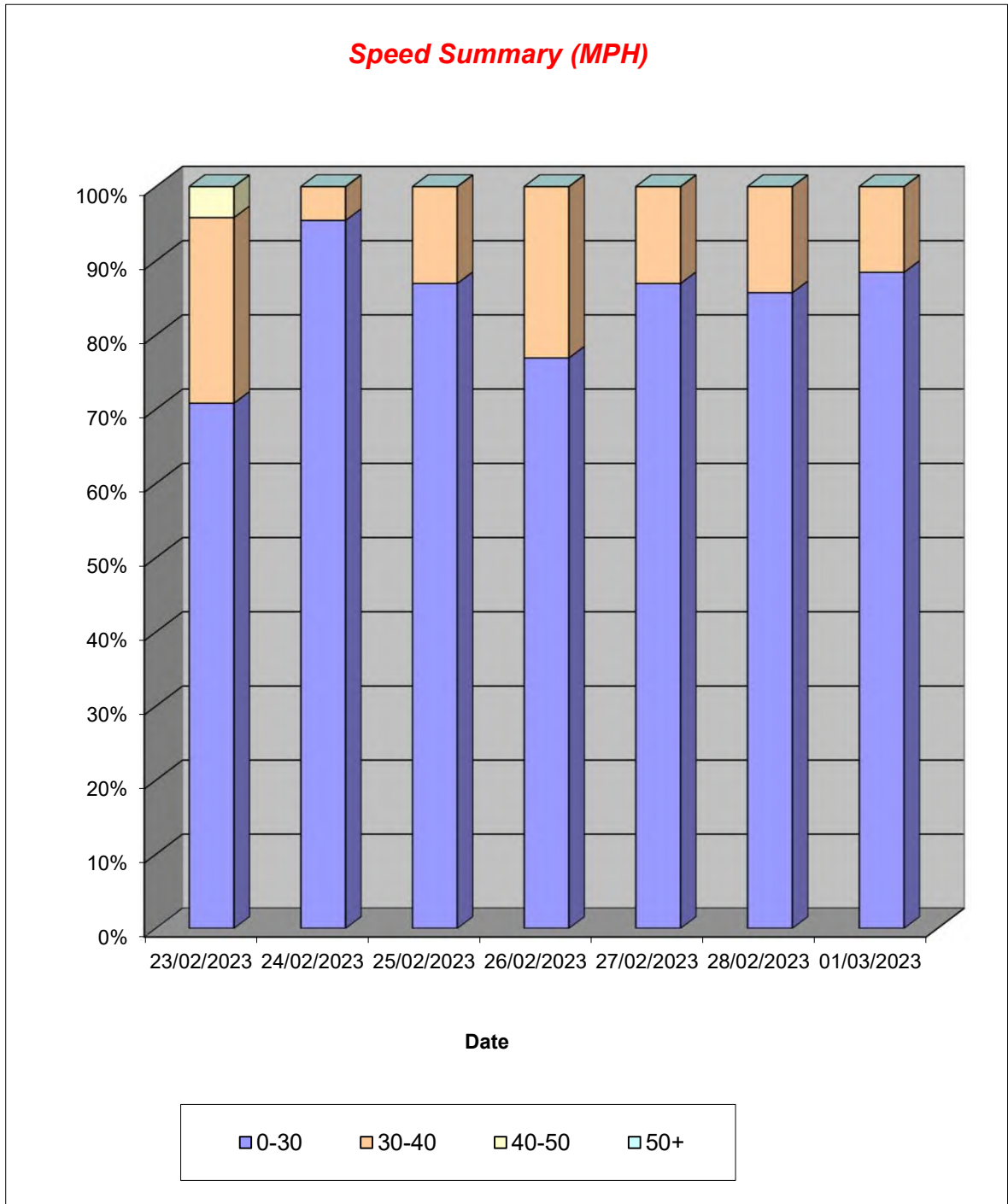
Produced by Road Data Services Ltd.

Channel 1 - Westbound

Speed Summary

Week 1

Speed (MPH)	23/02/2023 Thursday	24/02/2023 Friday	25/02/2023 Saturday	26/02/2023 Sunday	27/02/2023 Monday	28/02/2023 Tuesday	01/03/2023 Wednesday
0-30	17	21	20	20	20	24	23
30-40	6	1	3	6	3	4	3
40-50	1	0	0	0	0	0	0
50+	0	0	0	0	0	0	0
TOTAL	24	22	23	26	23	28	26



Lincolnshire ATC 39, Church Lane

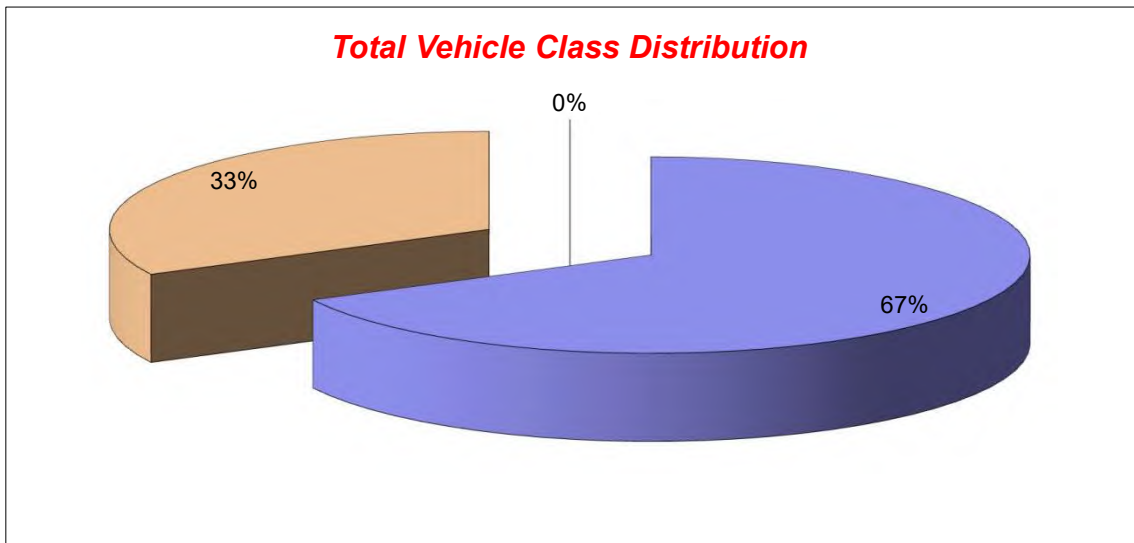
Produced by Road Data Services Ltd.

Channel 1 - Westbound

Vehicle Class

Week 1

Classes Day / Time	Car / LGV / Caravan - 1	OGV1 / Bus - 2,3,5,6,7,12	OGV2 - 4,8,9,10,11,13	TOTAL - 1-13
23/02/2023				
7-19	11	10	0	21
6-22	13	10	0	23
6-24	13	11	0	24
0-24	13	11	0	24
24/02/2023				
7-19	16	3	0	19
6-22	18	4	0	22
6-24	18	4	0	22
0-24	18	4	0	22
25/02/2023				
7-19	13	7	0	20
6-22	15	7	0	22
6-24	15	8	0	23
0-24	15	8	0	23
26/02/2023				
7-19	15	7	0	22
6-22	18	8	0	26
6-24	18	8	0	26
0-24	18	8	0	26
27/02/2023				
7-19	14	7	0	21
6-22	16	7	0	23
6-24	16	7	0	23
0-24	16	7	0	23
28/02/2023				
7-19	13	11	0	24
6-22	16	12	0	28
6-24	16	12	0	28
0-24	16	12	0	28
01/03/2023				
7-19	17	4	0	21
6-22	20	6	0	26
6-24	20	6	0	26
0-24	20	6	0	26
Average				
7-19	14	7	0	21
6-22	17	8	0	24
6-24	17	8	0	25
0-24	17	8	0	25



Lincolnshire ATC 39, Church Lane

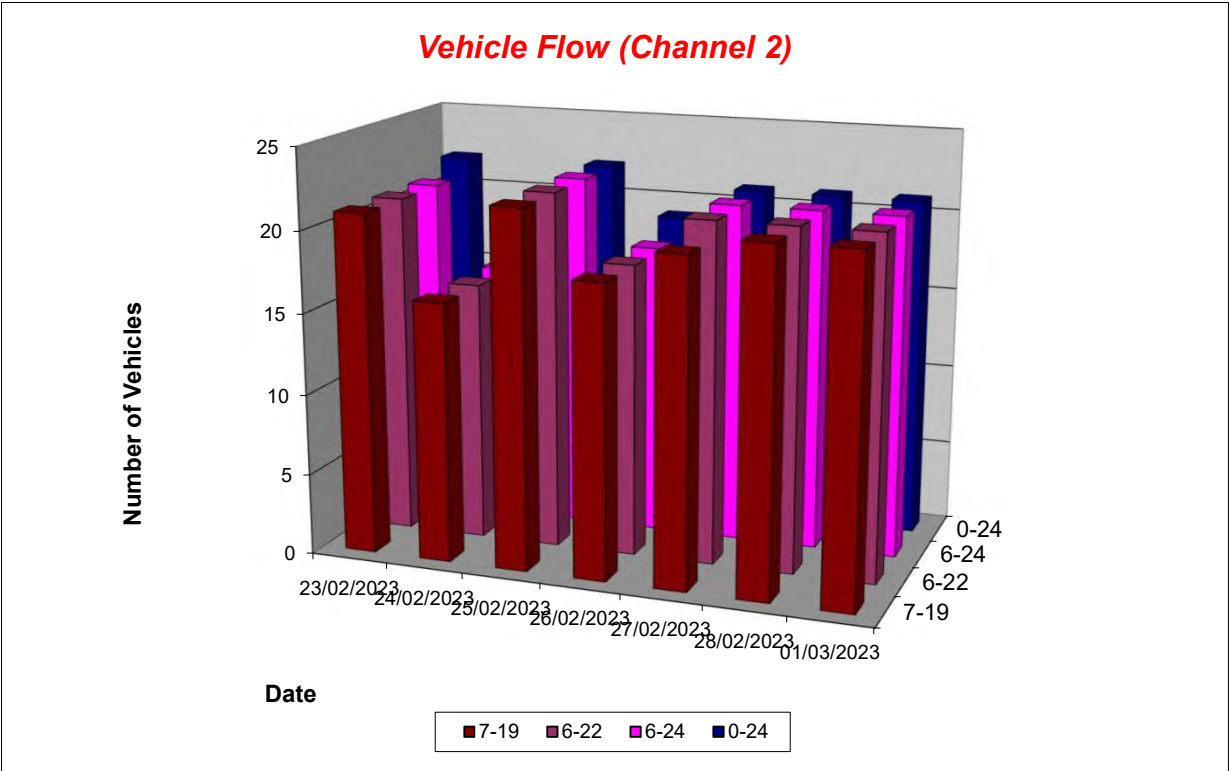
Produced by Road Data Services Ltd.

Channel 2 - Eastbound

Vehicle Flow

Week 1

Hr Ending	23/02/2023 Thursday	24/02/2023 Friday	25/02/2023 Saturday	26/02/2023 Sunday	27/02/2023 Monday	28/02/2023 Tuesday	01/03/2023 Wednesday	Weekday Average	Average
1	0	0	0	0	0	0	0	0	0
2	0	0	0	0	0	0	0	0	0
3	0	0	0	0	0	0	0	0	0
4	0	0	0	0	0	0	0	0	0
5	0	0	0	0	0	0	0	0	0
6	1	0	0	1	0	0	0	0	0
7	0	0	0	0	0	0	0	0	0
8	0	1	0	1	1	1	2	1	1
9	2	4	3	1	2	1	2	2	2
10	5	1	2	1	2	1	3	2	2
11	2	0	0	2	1	0	0	1	1
12	2	2	2	1	5	3	0	2	2
13	1	1	1	4	0	2	1	1	1
14	1	1	2	0	0	2	0	1	1
15	2	1	1	2	0	0	1	1	1
16	1	1	3	1	2	2	5	2	2
17	2	2	2	3	2	5	3	3	3
18	1	0	6	2	4	3	2	2	3
19	2	2	0	0	1	1	2	2	1
20	0	0	0	0	1	0	0	0	0
21	0	0	0	0	0	0	0	0	0
22	0	0	0	0	0	0	0	0	0
23	0	0	0	0	0	0	0	0	0
24	0	0	0	0	0	0	0	0	0
7-19	21	16	22	18	20	21	21	20	20
6-22	21	16	22	18	21	21	21	20	20
6-24	21	16	22	18	21	21	21	20	20
0-24	22	16	22	19	21	21	21	20	20



Lincolnshire ATC 39, Church Lane

Produced by Road Data Services Ltd.

Channel 2 - Eastbound

Average Speed

Week 1

Hr Ending	23/02/2023 Thursday	24/02/2023 Friday	25/02/2023 Saturday	26/02/2023 Sunday	27/02/2023 Monday	28/02/2023 Tuesday	01/03/2023 Wednesday
1	-	-	-	-	-	-	-
2	-	-	-	-	-	-	-
3	-	-	-	-	-	-	-
4	-	-	-	-	-	-	-
5	-	-	-	-	-	-	-
6	24.5	-	-	21.9	-	-	-
7	-	-	-	-	-	-	-
8	-	19.0	-	24.1	17.7	21.2	22.5
9	27.0	21.5	23.4	28.5	31.0	26.3	29.8
10	28.3	27.1	24.5	34.3	26.0	25.1	27.9
11	21.2	-	-	27.0	17.5	-	-
12	26.8	20.7	19.4	29.3	24.7	23.1	-
13	34.2	16.4	28.3	25.3	-	31.5	24.8
14	29.8	29.9	21.9	-	-	27.9	-
15	29.6	26.2	26.9	28.4	-	-	24.8
16	33.0	16.7	20.6	19.2	30.0	17.6	26.0
17	24.0	17.1	16.5	22.9	28.3	28.5	26.6
18	28.4	-	24.8	23.4	24.3	22.0	18.3
19	27.7	24.2	-	-	22.9	27.3	27.8
20	-	-	-	-	29.4	-	-
21	-	-	-	-	-	-	-
22	-	-	-	-	-	-	-
23	-	-	-	-	-	-	-
24	-	-	-	-	-	-	-

10-12	24.0	20.7	19.4	27.7	23.5	23.1	-
14-16	30.7	21.5	22.1	25.3	30.0	17.6	25.8
0-24	27.5	21.6	22.7	25.5	25.7	25.3	25.7

Average (ALL)	25.0
Weekday Inter-Peak	24.4

Channel 2 - Eastbound

85th Percentile

Hr Ending	23/02/2023 Thursday	24/02/2023 Friday	25/02/2023 Saturday	26/02/2023 Sunday	27/02/2023 Monday	28/02/2023 Tuesday	01/03/2023 Wednesday
1	-	-	-	-	-	-	-
2	-	-	-	-	-	-	-
3	-	-	-	-	-	-	-
4	-	-	-	-	-	-	-
5	-	-	-	-	-	-	-
6	-	-	-	-	-	-	-
7	-	-	-	-	-	-	-
8	-	-	-	-	-	-	24.8
9	29.1	23.4	30.8	-	34.5	-	33.7
10	34.0	-	30.6	-	30.8	-	28.8
11	26.0	-	-	28.4	-	-	-
12	27.7	21.2	23.1	-	28.6	28.7	-
13	-	-	-	31.6	-	33.2	-
14	-	-	30.2	-	-	29.2	-
15	31.9	-	-	32.9	-	-	-
16	-	-	26.2	-	33.1	25.0	30.8
17	26.4	24.4	20.1	28.5	32.0	31.7	31.7
18	-	-	30.5	24.5	31.3	24.4	19.9
19	28.2	26.3	-	-	-	-	32.3
20	-	-	-	-	-	-	-
21	-	-	-	-	-	-	-
22	-	-	-	-	-	-	-
23	-	-	-	-	-	-	-
24	-	-	-	-	-	-	-

10-12	28.5	21.2	23.1	29.3	28.0	28.7	-
14-16	33.2	26.4	27.7	31.1	33.1	25.0	30.2
0-24	32.1	26.5	29.2	30.7	31.4	30.8	30.5

85th %ile (ALL)	30.7
Weekday Inter-Peak	30.1

Lincolnshire ATC 39, Church Lane

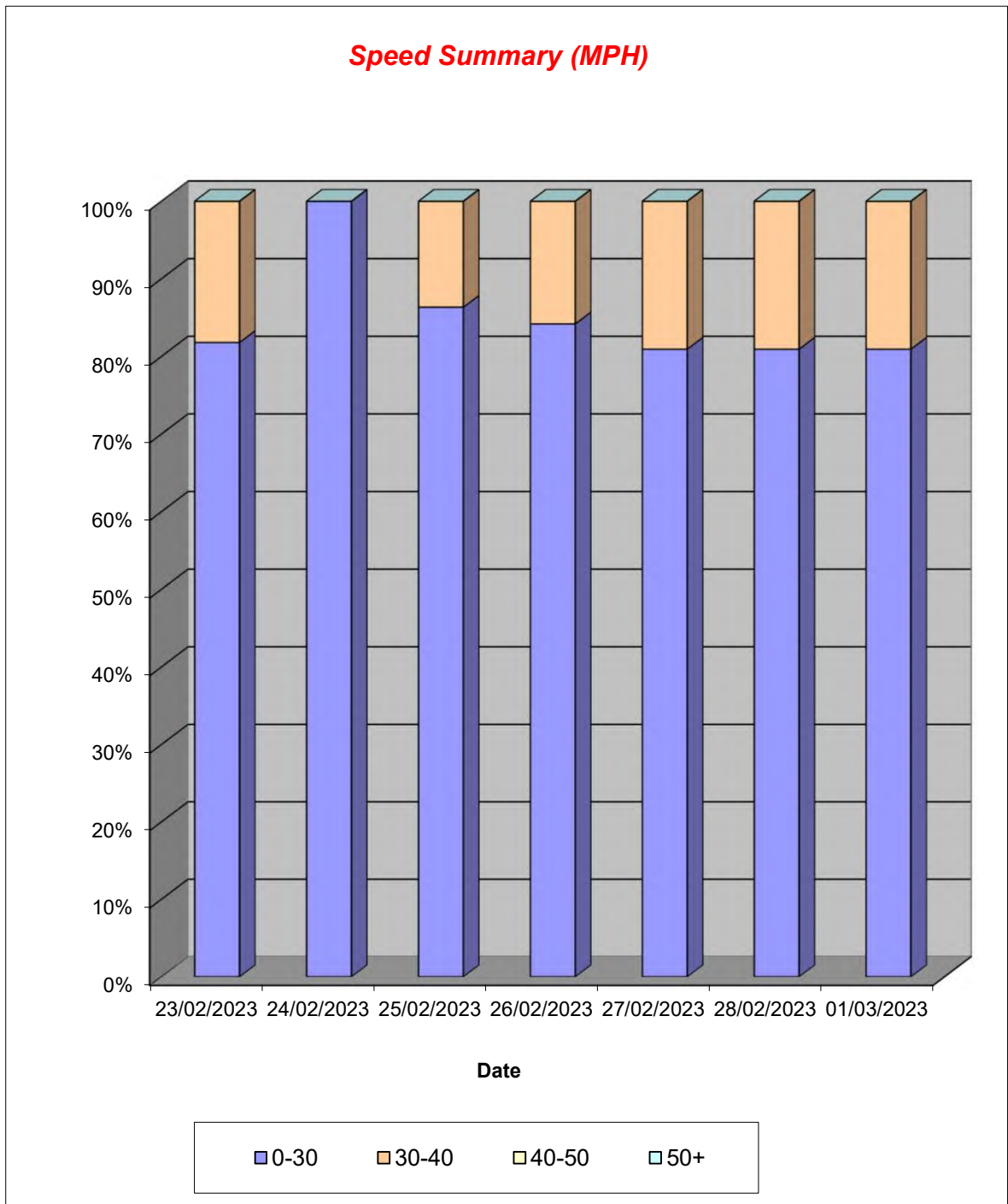
Produced by Road Data Services Ltd.

Channel 2 - Eastbound

Speed Summary

Week 1

Speed (MPH)	23/02/2023 Thursday	24/02/2023 Friday	25/02/2023 Saturday	26/02/2023 Sunday	27/02/2023 Monday	28/02/2023 Tuesday	01/03/2023 Wednesday
0-30	18	16	19	16	17	17	17
30-40	4	0	3	3	4	4	4
40-50	0	0	0	0	0	0	0
50+	0	0	0	0	0	0	0
TOTAL	22	16	22	19	21	21	21



Lincolnshire ATC 39, Church Lane

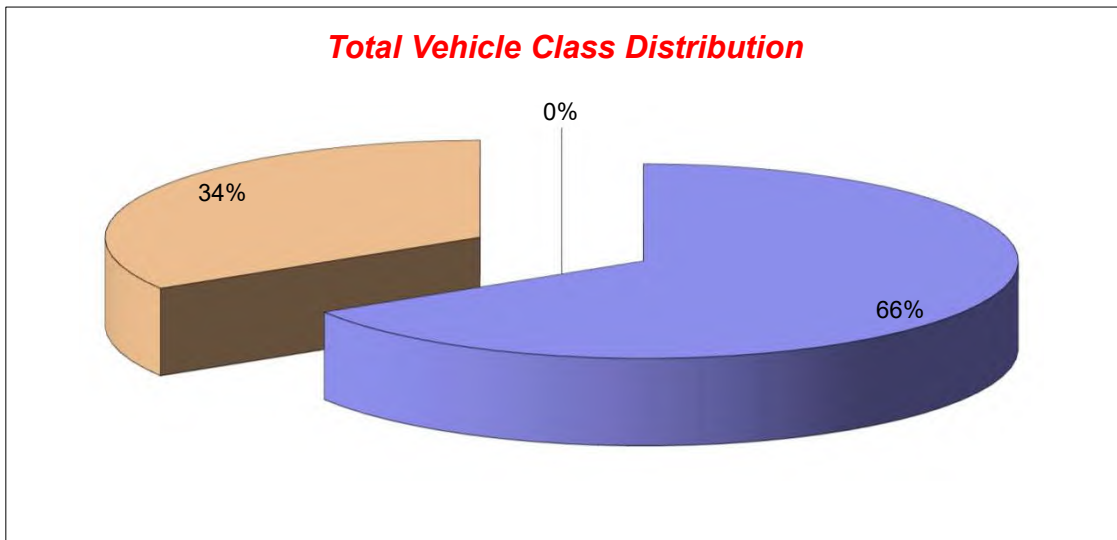
Produced by Road Data Services Ltd.

Channel 2 - Eastbound

Vehicle Class

Week 1

Classes Day / Time	Car / LGV / Caravan - 1	OGV1 / Bus - 2,3,5,6,7,12	OGV2 - 4,8,9,10,11,13	TOTAL - 1-13
23/02/2023				
7-19	11	10	0	21
6-22	11	10	0	21
6-24	11	10	0	21
0-24	12	10	0	22
24/02/2023				
7-19	13	3	0	16
6-22	13	3	0	16
6-24	13	3	0	16
0-24	13	3	0	16
25/02/2023				
7-19	15	7	0	22
6-22	15	7	0	22
6-24	15	7	0	22
0-24	15	7	0	22
26/02/2023				
7-19	13	5	0	18
6-22	13	5	0	18
6-24	13	5	0	18
0-24	14	5	0	19
27/02/2023				
7-19	13	7	0	20
6-22	13	8	0	21
6-24	13	8	0	21
0-24	13	8	0	21
28/02/2023				
7-19	11	10	0	21
6-22	11	10	0	21
6-24	11	10	0	21
0-24	11	10	0	21
01/03/2023				
7-19	16	5	0	21
6-22	16	5	0	21
6-24	16	5	0	21
0-24	16	5	0	21
Average				
7-19	13	7	0	20
6-22	13	7	0	20
6-24	13	7	0	20
0-24	13	7	0	20



Lincolnshire ATC 40

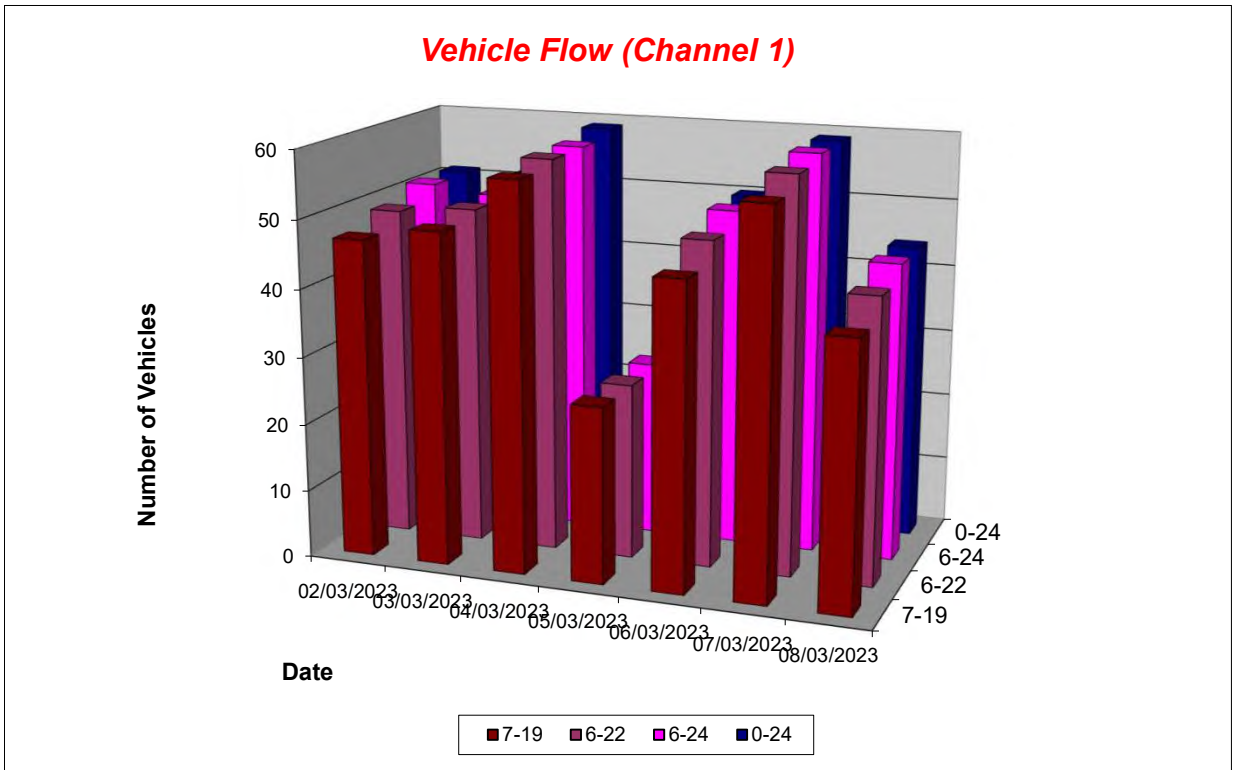
Produced by Road Data Services Ltd.

Channel 1 - Southeastbound

Vehicle Flow

Week 1

Hr Ending	02/03/2023 Thursday	03/03/2023 Friday	04/03/2023 Saturday	05/03/2023 Sunday	06/03/2023 Monday	07/03/2023 Tuesday	08/03/2023 Wednesday	Weekday Average	Average
1	0	1	1	0	0	0	0	0	0
2	0	0	0	0	0	0	0	0	0
3	0	0	0	0	0	0	0	0	0
4	0	0	0	0	0	0	0	0	0
5	0	0	0	0	0	0	0	0	0
6	0	0	0	0	0	0	0	0	0
7	0	0	0	0	0	0	0	0	0
8	4	2	4	0	4	5	4	4	3
9	5	4	0	0	5	6	3	5	3
10	5	6	3	1	3	10	4	6	5
11	5	5	8	1	1	1	2	3	3
12	4	4	5	5	4	6	1	4	4
13	1	1	5	3	2	2	3	2	2
14	7	1	12	4	4	2	0	3	4
15	4	2	6	3	4	6	7	5	5
16	5	10	1	4	9	7	6	7	6
17	2	4	9	2	7	4	5	4	5
18	4	10	2	1	0	3	2	4	3
19	1	0	2	2	2	4	2	2	2
20	2	0	0	0	2	1	3	2	1
21	0	0	0	0	1	1	0	0	0
22	0	1	1	0	0	0	0	0	0
23	2	0	0	0	2	1	2	1	1
24	0	0	0	0	0	0	0	0	0
7-19	47	49	57	26	45	56	39	47	46
6-22	49	50	58	26	48	58	42	49	47
6-24	51	50	58	26	50	59	44	51	48
0-24	51	51	59	26	50	59	44	51	49



Lincolnshire ATC 40

Produced by Road Data Services Ltd.

Channel 1 - Southeastbound

Average Speed

Week 1

Hr Ending	02/03/2023 Thursday	03/03/2023 Friday	04/03/2023 Saturday	05/03/2023 Sunday	06/03/2023 Monday	07/03/2023 Tuesday	08/03/2023 Wednesday
1	-	22.5	30.4	-	-	-	-
2	-	-	-	-	-	-	-
3	-	-	-	-	-	-	-
4	-	-	-	-	-	-	-
5	-	-	-	-	-	-	-
6	-	-	-	-	-	-	-
7	-	-	-	-	-	-	-
8	33.3	36.3	29.9	-	34.4	33.6	25.7
9	32.0	26.5	-	-	24.8	28.6	35.2
10	27.2	31.8	29.8	27.3	31.1	29.6	29.5
11	31.3	33.9	30.3	12.0	26.2	24.4	24.6
12	26.8	29.3	27.8	25.0	26.9	28.0	32.9
13	32.6	27.5	27.7	23.7	27.6	41.5	27.0
14	26.0	36.1	30.9	30.4	25.6	36.8	-
15	28.6	29.4	31.6	29.1	35.1	31.0	25.9
16	28.9	27.6	41.9	28.6	30.4	31.7	22.0
17	34.5	27.6	28.6	30.7	28.0	25.2	35.9
18	27.3	34.5	25.7	38.0	-	28.8	25.0
19	27.2	-	31.9	36.5	27.6	26.4	32.9
20	28.0	-	-	-	25.9	47.0	24.1
21	-	-	-	-	20.7	24.2	-
22	-	31.4	29.0	-	-	-	-
23	24.5	-	-	-	27.7	34.5	34.5
24	-	-	-	-	-	-	-

10-12	29.3	31.8	29.4	22.9	26.8	27.5	27.4
14-16	28.8	27.9	33.1	28.8	31.8	31.4	24.1
0-24	28.9	30.6	29.9	28.1	28.8	30.4	28.1

Average (ALL)	29.4
Weekday Inter-Peak	28.9

Channel 1 - Southeastbound

85th Percentile

Hr Ending	02/03/2023 Thursday	03/03/2023 Friday	04/03/2023 Saturday	05/03/2023 Sunday	06/03/2023 Monday	07/03/2023 Tuesday	08/03/2023 Wednesday
1	-	-	-	-	-	-	-
2	-	-	-	-	-	-	-
3	-	-	-	-	-	-	-
4	-	-	-	-	-	-	-
5	-	-	-	-	-	-	-
6	-	-	-	-	-	-	-
7	-	-	-	-	-	-	-
8	41.8	37.9	33.3	-	39.0	43.2	34.3
9	39.9	34.5	-	-	32.3	36.4	37.7
10	30.5	40.6	34.8	-	33.3	35.2	32.9
11	42.7	41.1	34.3	-	-	-	28.1
12	29.6	33.8	34.2	30.1	31.9	35.6	-
13	-	-	31.4	26.6	28.8	51.6	32.1
14	36.7	-	35.7	36.8	37.0	40.6	-
15	33.9	32.0	38.2	31.5	42.1	38.9	35.5
16	35.0	33.3	-	29.9	35.0	37.2	30.5
17	35.0	30.0	33.8	32.5	32.0	33.8	40.6
18	34.1	40.5	35.2	-	-	32.0	28.1
19	-	-	32.5	38.4	28.0	30.8	40.8
20	30.0	-	-	-	31.8	-	32.5
21	-	-	-	-	-	-	-
22	-	-	-	-	-	-	-
23	32.3	-	-	-	28.8	-	40.1
24	-	-	-	-	-	-	-

10-12	38.3	38.4	34.6	29.8	31.3	34.6	32.4
14-16	34.6	33.3	40.2	30.7	37.7	38.1	33.4
0-24	36.8	37.5	35.4	34.4	35.4	38.4	36.6

85th %ile (ALL)	36.6
Weekday Inter-Peak	36.3

Lincolnshire ATC 40

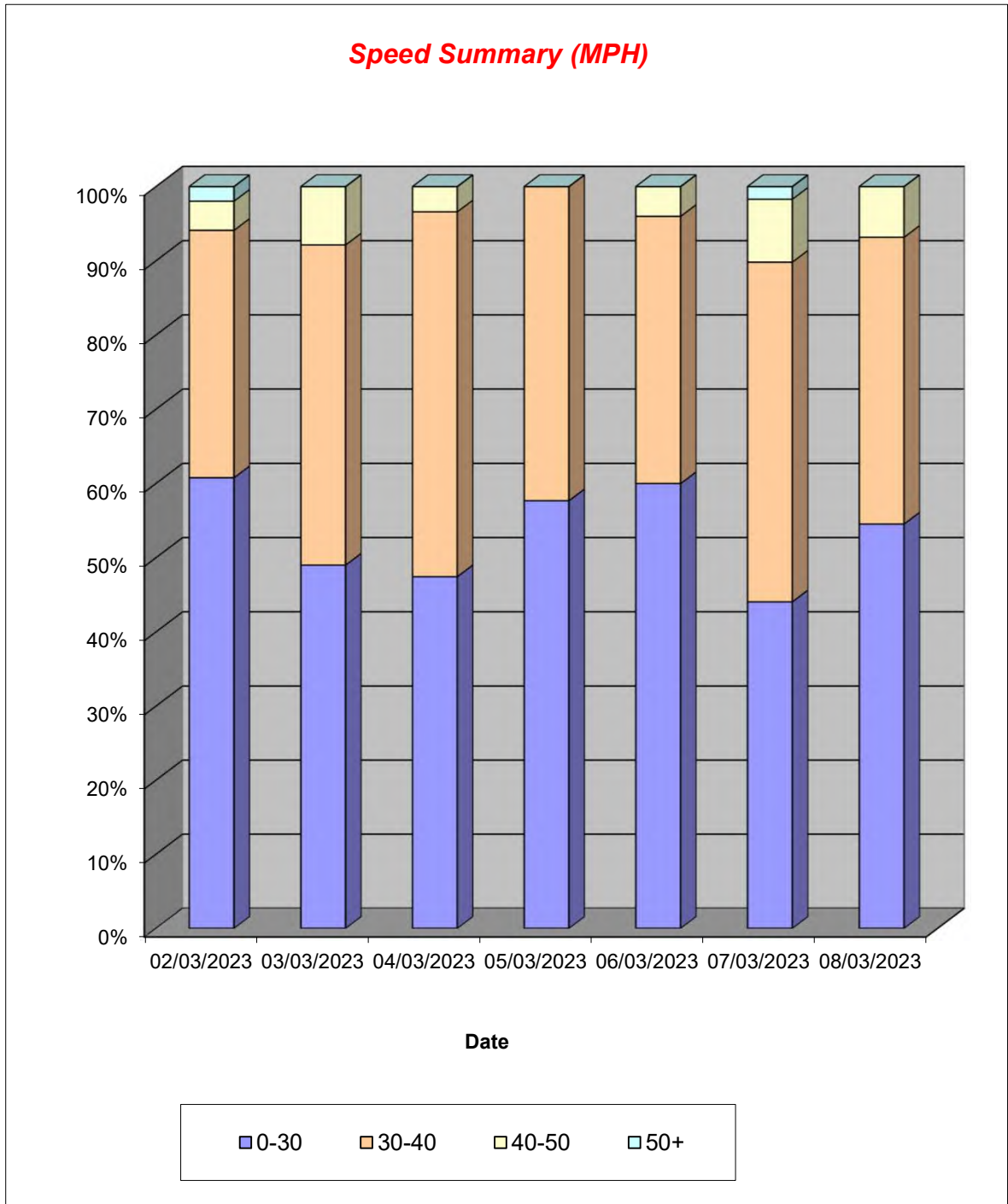
Produced by Road Data Services Ltd.

Channel 1 - Southeastbound

Speed Summary

Week 1

Speed (MPH)	02/03/2023 Thursday	03/03/2023 Friday	04/03/2023 Saturday	05/03/2023 Sunday	06/03/2023 Monday	07/03/2023 Tuesday	08/03/2023 Wednesday
0-30	31	25	28	15	30	26	24
30-40	17	22	29	11	18	27	17
40-50	2	4	2	0	2	5	3
50+	1	0	0	0	0	1	0
TOTAL	51	51	59	26	50	59	44



Lincolnshire ATC 40

Produced by Road Data Services Ltd.

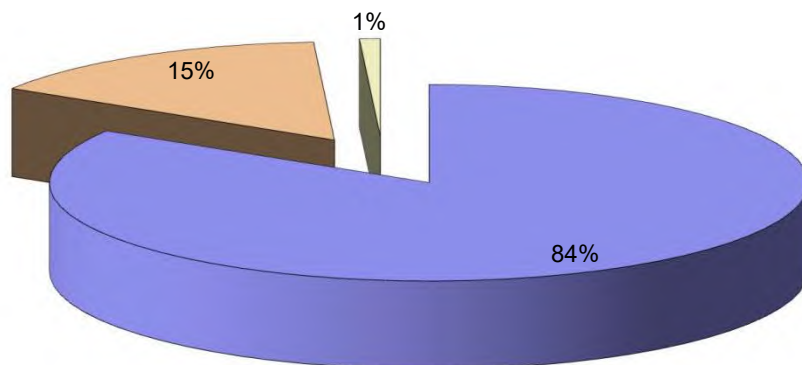
Channel 1 - Southeastbound

Vehicle Class

Week 1

Classes Day / Time	Car / LGV / Caravan - 1	OGV1 / Bus - 2,3,5,6,7,12	OGV2 - 4,8,9,10,11,13	TOTAL - 1-13
02/03/2023				
7-19	36	10	1	47
6-22	38	10	1	49
6-24	40	10	1	51
0-24	40	10	1	51
03/03/2023				
7-19	42	6	1	49
6-22	43	6	1	50
6-24	43	6	1	50
0-24	44	6	1	51
04/03/2023				
7-19	51	6	0	57
6-22	52	6	0	58
6-24	52	6	0	58
0-24	53	6	0	59
05/03/2023				
7-19	25	1	0	26
6-22	25	1	0	26
6-24	25	1	0	26
0-24	25	1	0	26
06/03/2023				
7-19	35	10	0	45
6-22	38	10	0	48
6-24	39	11	0	50
0-24	39	11	0	50
07/03/2023				
7-19	45	11	0	56
6-22	47	11	0	58
6-24	48	11	0	59
0-24	48	11	0	59
08/03/2023				
7-19	31	7	1	39
6-22	34	7	1	42
6-24	36	7	1	44
0-24	36	7	1	44
Average				
7-19	38	7	0	46
6-22	40	7	0	47
6-24	40	7	0	48
0-24	41	7	0	49

Total Vehicle Class Distribution



Lincolnshire ATC 40

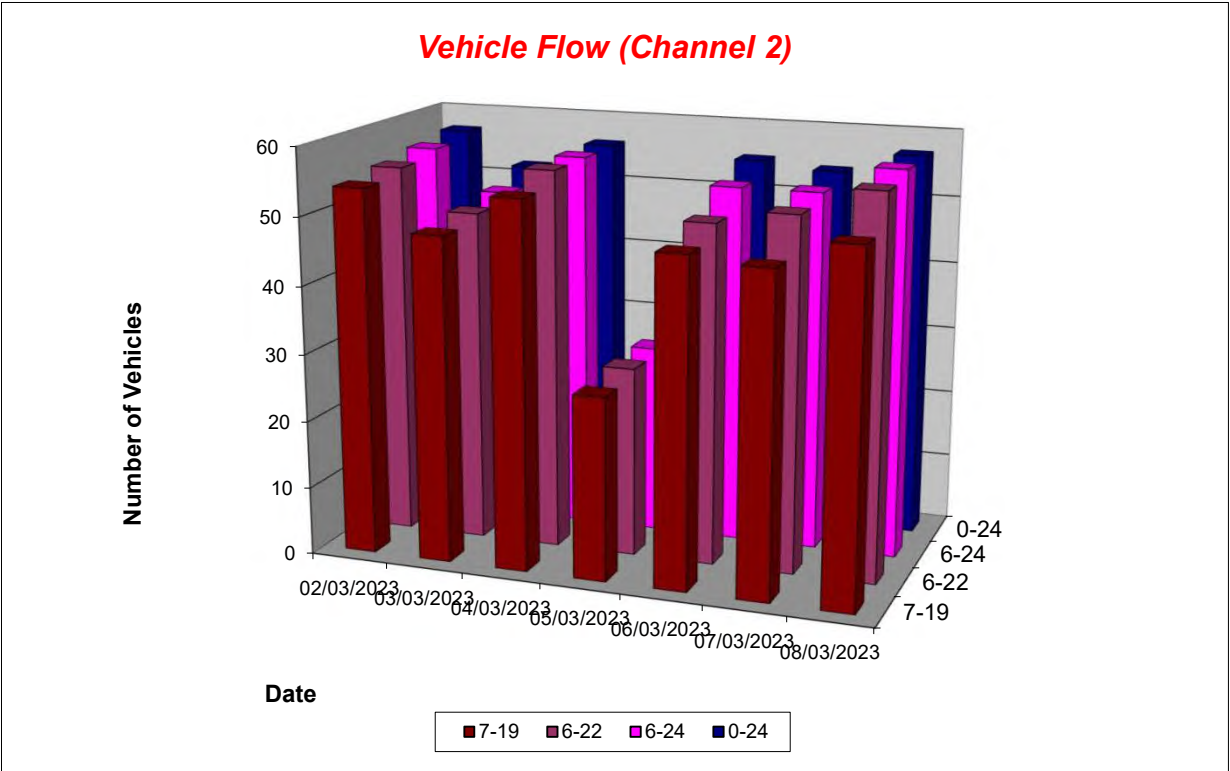
Produced by Road Data Services Ltd.

Channel 2 - Northwestbound

Vehicle Flow

Week 1

Hr Ending	02/03/2023 Thursday	03/03/2023 Friday	04/03/2023 Saturday	05/03/2023 Sunday	06/03/2023 Monday	07/03/2023 Tuesday	08/03/2023 Wednesday	Weekday Average	Average
1	0	0	0	0	0	0	0	0	0
2	0	0	0	0	0	0	0	0	0
3	0	0	0	0	1	0	0	0	0
4	0	1	0	0	0	0	0	0	0
5	0	0	0	0	0	0	0	0	0
6	1	1	0	0	1	1	0	1	1
7	1	0	1	0	2	1	2	1	1
8	5	7	3	2	5	9	8	7	6
9	8	2	3	2	7	5	4	5	4
10	2	5	4	2	2	1	5	3	3
11	0	3	5	2	2	4	2	2	3
12	3	1	10	6	5	1	1	2	4
13	3	5	5	3	4	3	9	5	5
14	8	4	5	4	7	5	6	6	6
15	7	4	5	2	6	4	7	6	5
16	6	2	3	0	6	5	4	5	4
17	2	9	8	1	2	6	1	4	4
18	7	4	3	1	2	4	1	4	3
19	3	2	0	2	0	0	3	2	1
20	0	0	0	0	0	2	1	1	0
21	0	0	0	0	0	2	1	1	0
22	0	1	1	1	0	0	1	0	1
23	1	1	0	0	3	1	1	1	1
24	0	0	0	0	0	0	0	0	0
7-19	54	48	54	27	48	47	51	50	47
6-22	55	49	56	28	50	52	56	52	49
6-24	56	50	56	28	53	53	57	54	50
0-24	57	52	56	28	55	54	57	55	51



Lincolnshire ATC 40

Produced by Road Data Services Ltd.

Channel 2 - Northwestbound

Average Speed

Week 1

Hr Ending	02/03/2023 Thursday	03/03/2023 Friday	04/03/2023 Saturday	05/03/2023 Sunday	06/03/2023 Monday	07/03/2023 Tuesday	08/03/2023 Wednesday
1	-	-	-	-	-	-	-
2	-	-	-	-	-	-	-
3	-	-	-	-	35.0	-	-
4	-	20.7	-	-	-	-	-
5	-	-	-	-	-	-	-
6	23.2	27.6	-	-	29.8	37.8	-
7	32.1	-	29.5	-	31.0	33.0	34.8
8	34.2	35.2	33.7	31.6	34.6	34.5	31.4
9	34.6	29.6	33.5	38.8	30.5	32.4	35.3
10	23.4	28.0	22.9	30.5	27.1	25.2	33.3
11	-	28.0	25.9	42.3	36.9	31.2	32.4
12	31.3	14.2	31.5	25.0	28.7	32.3	32.9
13	31.9	28.6	27.7	33.3	33.3	31.5	31.6
14	29.6	34.0	32.1	34.4	31.1	26.3	32.1
15	32.3	28.6	31.3	26.8	29.1	20.6	28.7
16	30.4	25.2	27.7	-	31.0	33.0	27.2
17	37.8	32.0	31.8	26.0	31.2	26.9	29.4
18	31.7	33.5	38.2	29.5	31.5	32.8	36.9
19	35.0	29.8	-	29.2	-	-	36.7
20	-	-	-	-	-	30.7	43.5
21	-	-	-	-	-	24.9	24.2
22	-	27.9	29.3	39.8	-	-	27.6
23	41.4	26.0	-	-	39.0	41.1	37.6
24	-	-	-	-	-	-	-

10-12	31.3	24.6	29.6	29.3	31.0	31.5	32.6
14-16	31.5	27.5	29.9	26.8	30.0	27.5	28.2
0-24	32.1	30.2	30.4	31.5	31.6	30.4	32.0

Average (ALL)	31.2
Weekday Inter-Peak	29.5

Channel 2 - Northwestbound

85th Percentile

Hr Ending	02/03/2023 Thursday	03/03/2023 Friday	04/03/2023 Saturday	05/03/2023 Sunday	06/03/2023 Monday	07/03/2023 Tuesday	08/03/2023 Wednesday
1	-	-	-	-	-	-	-
2	-	-	-	-	-	-	-
3	-	-	-	-	-	-	-
4	-	-	-	-	-	-	-
5	-	-	-	-	-	-	-
6	-	-	-	-	-	-	-
7	-	-	-	-	31.6	-	39.9
8	37.8	42.8	36.9	32.7	37.7	37.6	36.4
9	42.1	30.3	38.5	40.5	37.9	34.5	43.1
10	24.1	37.5	27.3	32.6	29.0	-	37.8
11	-	35.3	31.4	50.2	44.3	36.8	36.4
12	35.2	-	38.2	32.2	33.5	-	-
13	32.7	36.4	35.0	43.2	36.0	36.1	37.1
14	39.8	36.7	34.1	38.4	39.4	35.2	36.0
15	38.4	39.5	40.0	35.1	36.9	30.8	35.9
16	40.1	27.0	32.1	-	39.3	38.6	36.8
17	38.5	34.2	36.9	-	36.7	35.8	-
18	37.0	39.6	42.1	-	32.6	40.4	-
19	40.6	32.7	-	33.4	-	-	38.2
20	-	-	-	-	-	32.3	-
21	-	-	-	-	-	28.8	-
22	-	-	-	-	-	-	-
23	-	-	-	-	43.7	-	-
24	-	-	-	-	-	-	-

10-12	35.2	33.4	36.5	40.0	37.9	36.5	35.9
14-16	39.5	36.6	37.5	35.1	38.1	37.7	36.4
0-24	39.5	37.6	37.1	39.6	38.4	38.0	38.4

85th %ile (ALL)	38.4
Weekday Inter-Peak	37.7

Lincolnshire ATC 40

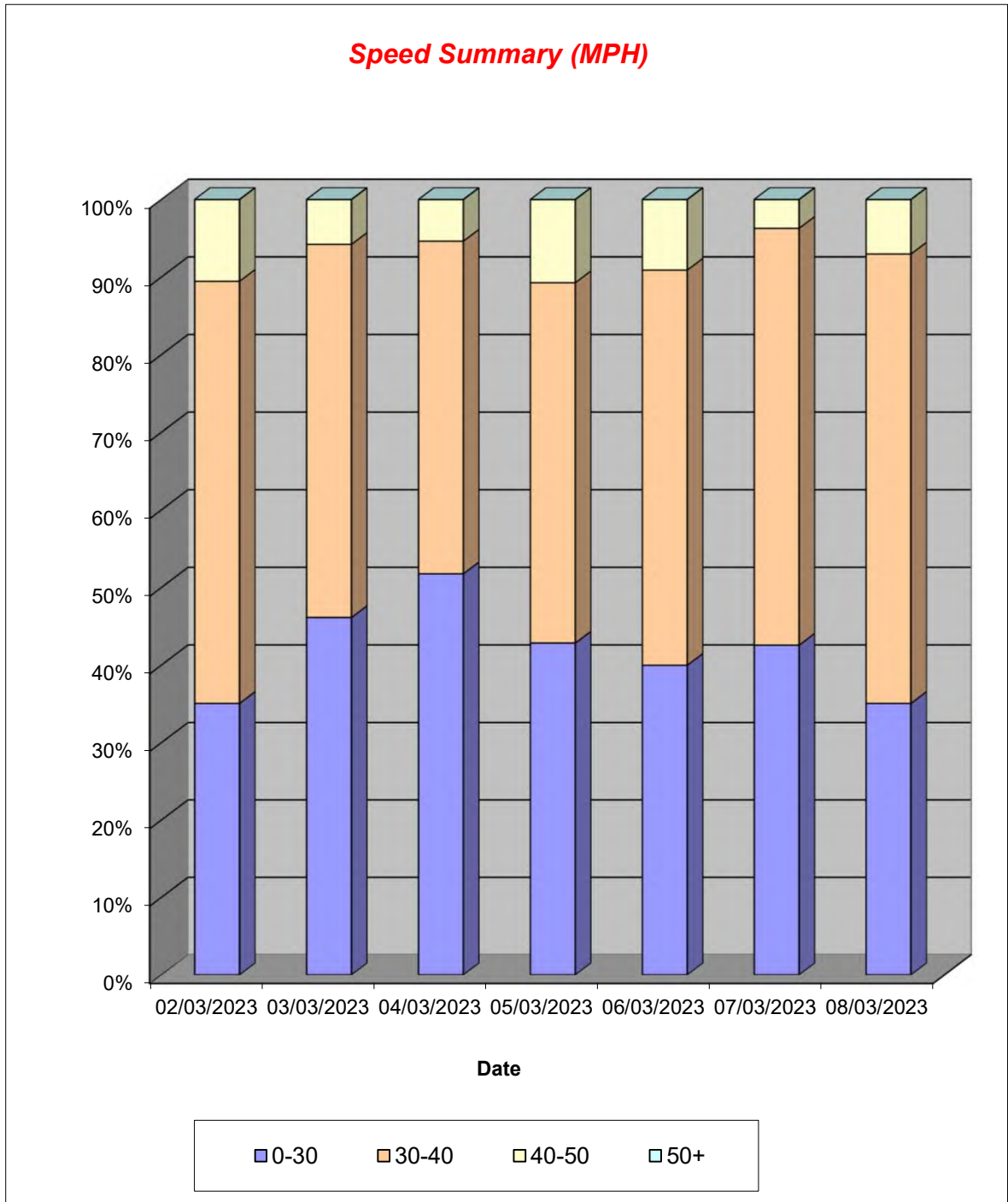
Produced by Road Data Services Ltd.

Channel 2 - Northwestbound

Speed Summary

Week 1

Speed (MPH)	02/03/2023 Thursday	03/03/2023 Friday	04/03/2023 Saturday	05/03/2023 Sunday	06/03/2023 Monday	07/03/2023 Tuesday	08/03/2023 Wednesday
0-30	20	24	29	12	22	23	20
30-40	31	25	24	13	28	29	33
40-50	6	3	3	3	5	2	4
50+	0	0	0	0	0	0	0
TOTAL	57	52	56	28	55	54	57



Lincolnshire ATC 40

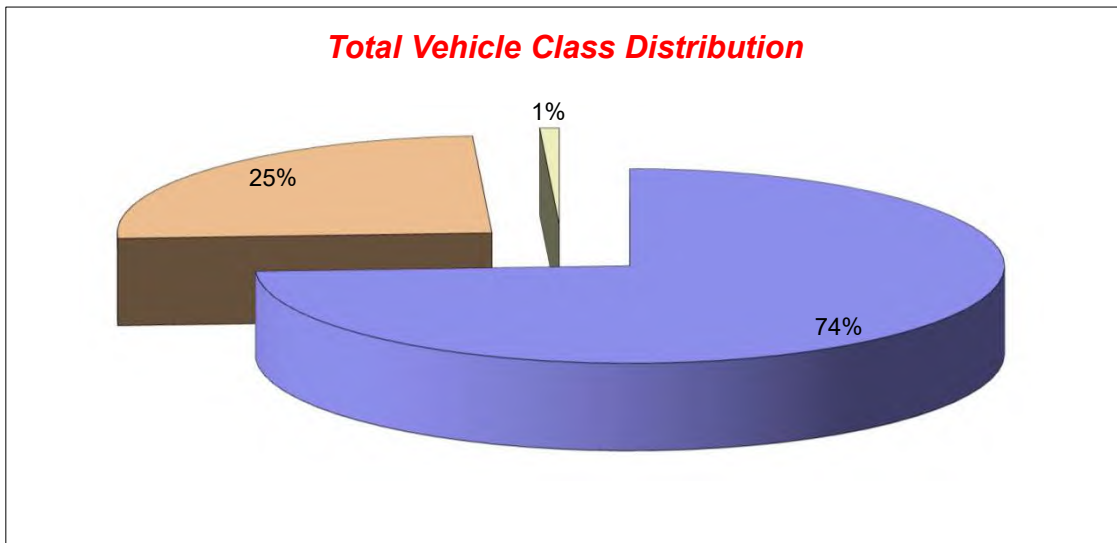
Produced by Road Data Services Ltd.

Channel 2 - Northwestbound

Vehicle Class

Week 1

Classes Day / Time	Car / LGV / Caravan - 1	OGV1 / Bus - 2,3,5,6,7,12	OGV2 - 4,8,9,10,11,13	TOTAL - 1-13
02/03/2023				
7-19	42	12	0	54
6-22	43	12	0	55
6-24	44	12	0	56
0-24	44	12	1	57
03/03/2023				
7-19	32	16	0	48
6-22	33	16	0	49
6-24	34	16	0	50
0-24	35	16	1	52
04/03/2023				
7-19	43	11	0	54
6-22	45	11	0	56
6-24	45	11	0	56
0-24	45	11	0	56
05/03/2023				
7-19	21	6	0	27
6-22	22	6	0	28
6-24	22	6	0	28
0-24	22	6	0	28
06/03/2023				
7-19	38	10	0	48
6-22	40	10	0	50
6-24	42	11	0	53
0-24	42	12	1	55
07/03/2023				
7-19	30	17	0	47
6-22	35	17	0	52
6-24	36	17	0	53
0-24	36	18	0	54
08/03/2023				
7-19	36	15	0	51
6-22	41	15	0	56
6-24	42	15	0	57
0-24	42	15	0	57
Average				
7-19	35	12	0	47
6-22	37	12	0	49
6-24	38	13	0	50
0-24	38	13	0	51



Lincolnshire ATC 42, Old Fen Road

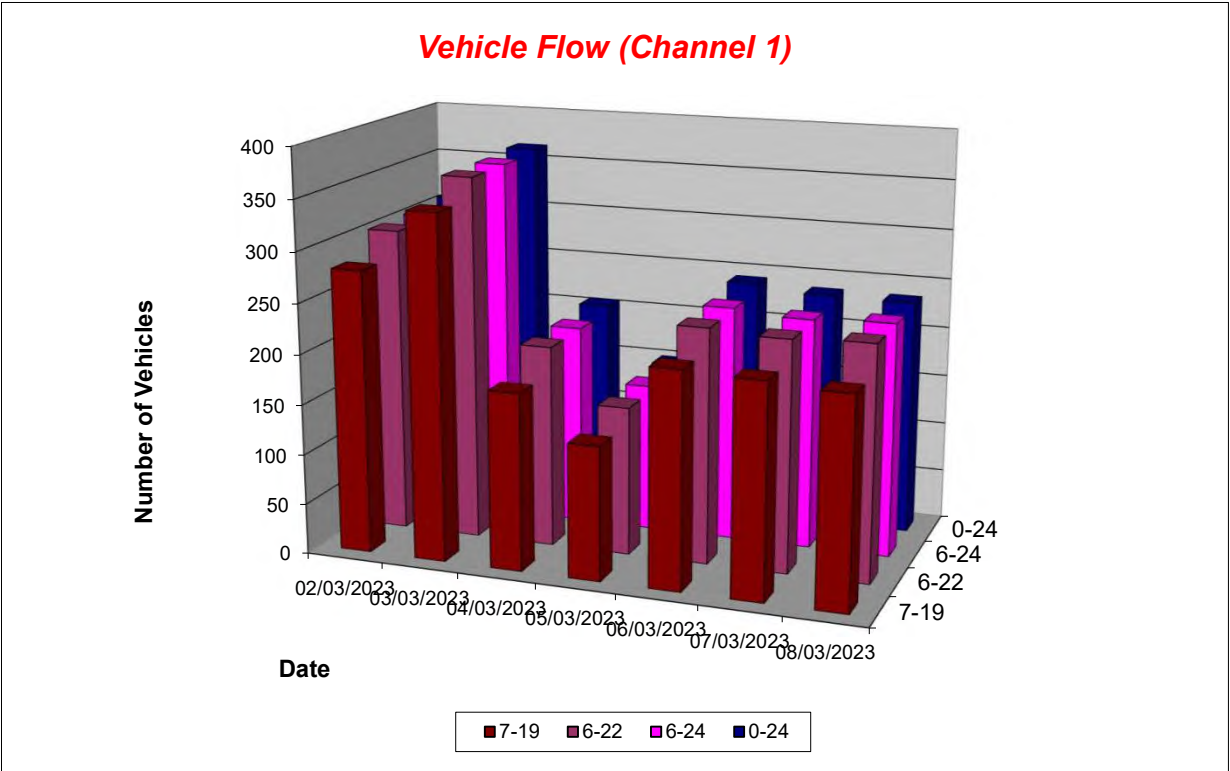
Produced by Road Data Services Ltd.

Channel 1 - Northbound

Vehicle Flow

Week 1

Hr Ending	02/03/2023 Thursday	03/03/2023 Friday	04/03/2023 Saturday	05/03/2023 Sunday	06/03/2023 Monday	07/03/2023 Tuesday	08/03/2023 Wednesday	Weekday Average	Average
1	0	0	0	0	1	0	0	0	0
2	2	0	0	0	0	0	0	0	0
3	0	0	0	0	0	0	0	0	0
4	0	0	0	2	1	0	0	0	0
5	0	0	0	0	0	0	0	0	0
6	2	3	5	0	5	6	2	4	3
7	10	7	10	2	10	8	9	9	8
8	24	17	6	11	18	16	18	19	16
9	23	45	16	5	32	33	25	32	26
10	26	18	14	6	17	25	30	23	19
11	35	30	16	13	11	11	7	19	18
12	7	26	17	18	17	15	18	17	17
13	19	34	21	18	26	15	13	21	21
14	30	23	16	17	18	12	11	19	18
15	24	42	17	11	12	18	19	23	20
16	26	34	20	10	25	26	27	28	24
17	29	36	17	9	13	11	15	21	19
18	28	23	7	10	14	20	17	20	17
19	10	14	9	5	11	9	7	10	9
20	7	4	6	3	4	4	10	6	5
21	3	5	5	5	5	4	3	4	4
22	3	4	4	5	1	3	4	3	3
23	1	0	0	0	0	0	0	0	0
24	0	0	0	0	1	0	0	0	0
7-19	281	342	176	133	214	211	207	251	223
6-22	304	362	201	148	234	230	233	273	245
6-24	305	362	201	148	235	230	233	273	245
0-24	309	365	206	150	242	236	235	277	249



Lincolnshire ATC 42, Old Fen Road

Produced by Road Data Services Ltd.

Channel 1 - Northbound

Average Speed

Week 1

Hr Ending	02/03/2023 Thursday	03/03/2023 Friday	04/03/2023 Saturday	05/03/2023 Sunday	06/03/2023 Monday	07/03/2023 Tuesday	08/03/2023 Wednesday
1	-	-	-	-	38.1	-	-
2	44.7	-	-	-	-	-	-
3	-	-	-	-	-	-	-
4	-	-	-	38.0	46.7	-	-
5	-	-	-	-	-	-	-
6	37.2	58.2	36.3	-	40.3	42.3	33.8
7	36.9	40.2	33.7	36.3	40.2	37.0	33.8
8	39.6	41.8	40.3	36.5	43.0	35.9	39.4
9	33.2	36.2	35.6	26.7	35.0	34.5	34.3
10	31.1	33.2	34.3	31.1	33.9	34.8	30.5
11	33.4	32.5	34.9	33.0	31.0	30.6	28.9
12	38.4	31.4	36.9	36.5	34.6	35.0	33.8
13	34.9	38.9	36.9	39.6	34.3	35.1	34.0
14	32.7	33.4	41.2	34.8	35.5	33.4	28.9
15	29.0	36.4	38.0	35.1	35.9	30.1	34.4
16	34.4	36.2	34.9	39.0	38.7	40.5	40.3
17	36.5	38.8	39.9	35.4	35.9	44.2	37.5
18	30.4	39.0	40.9	33.4	32.9	36.9	37.2
19	40.5	46.2	42.7	33.9	42.2	40.2	42.3
20	40.7	43.2	36.7	40.1	35.3	37.7	39.1
21	47.3	38.8	37.9	39.4	39.6	35.4	30.5
22	54.2	41.2	39.1	36.6	37.0	30.4	39.5
23	65.2	-	-	-	-	-	-
24	-	-	-	-	48.1	-	-

10-12	34.2	32.0	35.9	35.0	33.2	33.1	32.4
14-16	31.8	36.3	36.3	37.0	37.8	36.3	37.9
0-24	34.6	37.0	37.3	35.7	36.5	36.0	35.3

Average (ALL)	36.1
Weekday Inter-Peak	34.7

Channel 1 - Northbound

85th Percentile

Hr Ending	02/03/2023 Thursday	03/03/2023 Friday	04/03/2023 Saturday	05/03/2023 Sunday	06/03/2023 Monday	07/03/2023 Tuesday	08/03/2023 Wednesday
1	-	-	-	-	-	-	-
2	48.6	-	-	-	-	-	-
3	-	-	-	-	-	-	-
4	-	-	-	39.9	-	-	-
5	-	-	-	-	-	-	-
6	39.7	59.5	39.9	-	45.1	44.1	38.4
7	45.0	49.8	39.4	40.2	43.8	43.6	40.6
8	46.5	49.2	46.9	39.0	48.6	44.2	49.3
9	38.6	41.5	44.1	38.0	43.9	39.5	42.2
10	40.3	39.8	43.3	36.1	40.7	41.8	36.2
11	39.5	38.5	43.3	35.6	40.1	38.9	33.5
12	42.3	39.5	40.7	48.4	42.8	40.4	37.7
13	39.7	43.5	41.6	43.4	41.5	41.5	39.5
14	37.8	45.5	48.9	42.5	40.3	40.4	33.6
15	36.0	41.4	41.7	38.4	46.3	35.5	38.4
16	43.6	42.6	40.8	45.0	46.3	46.6	48.0
17	41.9	41.8	44.9	39.3	43.2	47.4	40.4
18	35.9	43.8	45.8	39.8	43.9	42.1	42.1
19	45.6	50.3	48.7	38.2	45.3	47.7	44.1
20	45.3	49.1	39.9	45.0	44.7	42.0	42.8
21	57.7	44.6	41.2	43.1	44.5	40.9	31.7
22	66.8	43.3	40.6	37.6	-	37.8	45.1
23	-	-	-	-	-	-	-
24	-	-	-	-	-	-	-

10-12	40.3	39.1	42.4	44.4	42.0	40.2	37.1
14-16	40.4	42.0	41.6	42.2	46.5	44.2	45.0
0-24	42.7	44.5	44.0	42.7	44.8	43.2	42.5

85th %ile (ALL)	43.7
Weekday Inter-Peak	42.3

Lincolnshire ATC 42, Old Fen Road

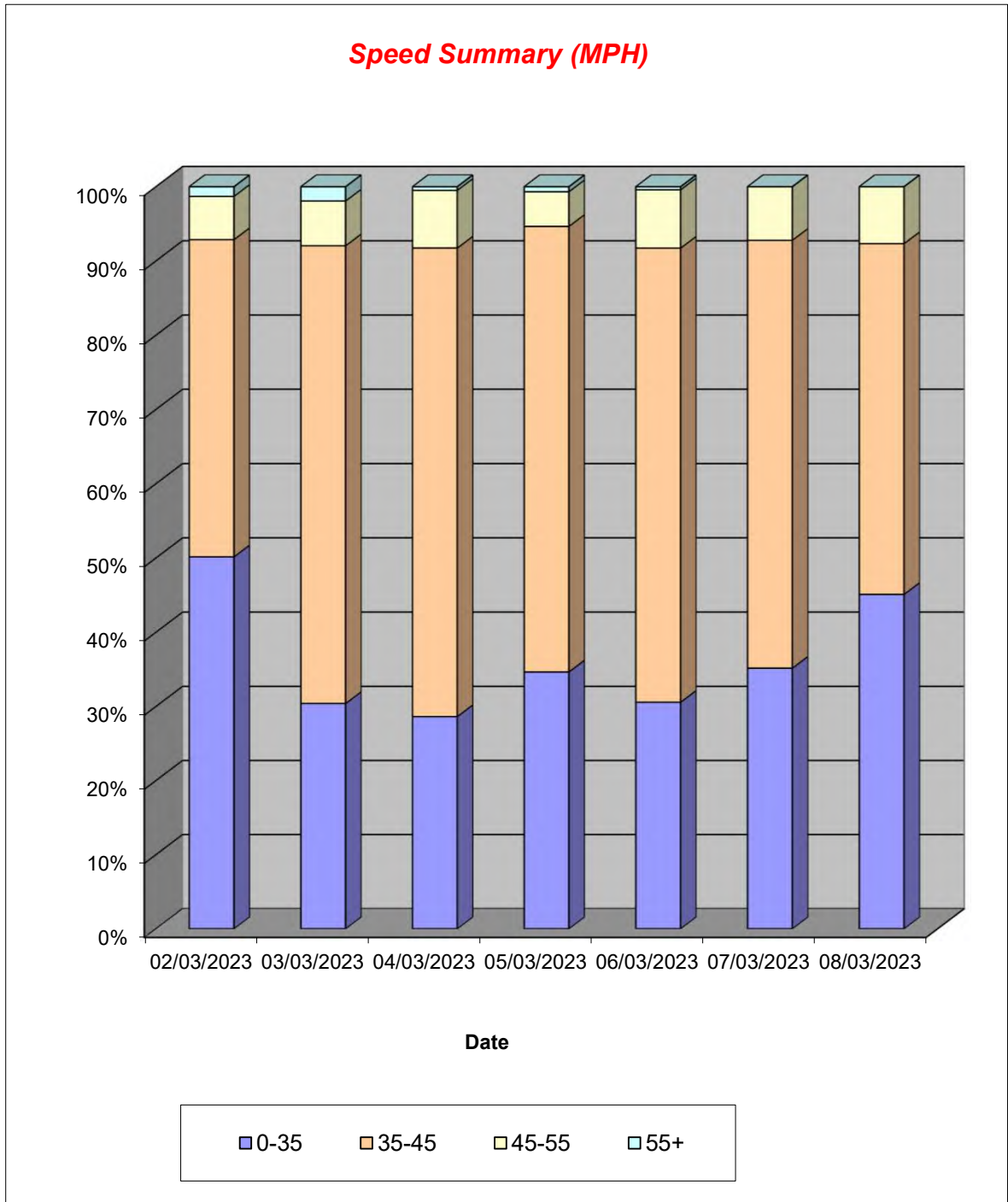
Produced by Road Data Services Ltd.

Channel 1 - Northbound

Speed Summary

Week 1

Speed (MPH)	02/03/2023 Thursday	03/03/2023 Friday	04/03/2023 Saturday	05/03/2023 Sunday	06/03/2023 Monday	07/03/2023 Tuesday	08/03/2023 Wednesday
0-35	155	111	59	52	74	83	106
35-45	132	225	130	90	148	136	111
45-55	18	22	16	7	19	17	18
55+	4	7	1	1	1	0	0
TOTAL	309	365	206	150	242	236	235



Lincolnshire ATC 42, Old Fen Road

Produced by Road Data Services Ltd.

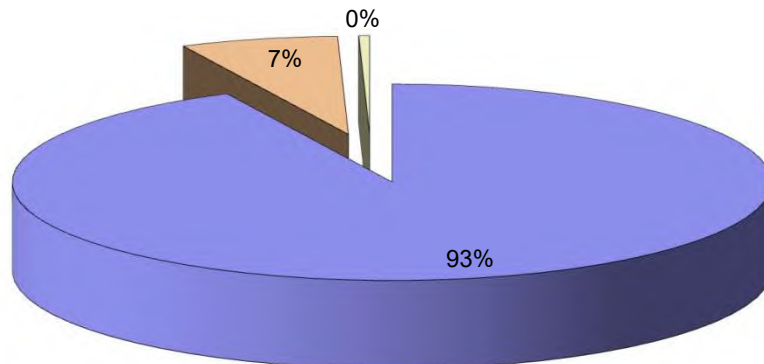
Channel 1 - Northbound

Vehicle Class

Week 1

Classes Day / Time	Car / LGV / Caravan - 1	OGV1 / Bus - 2,3,5,6,7,12	OGV2 - 4,8,9,10,11,13	TOTAL - 1-13
02/03/2023				
7-19	262	18	1	281
6-22	285	18	1	304
6-24	286	18	1	305
0-24	290	18	1	309
03/03/2023				
7-19	315	27	0	342
6-22	335	27	0	362
6-24	335	27	0	362
0-24	338	27	0	365
04/03/2023				
7-19	166	9	1	176
6-22	191	9	1	201
6-24	191	9	1	201
0-24	196	9	1	206
05/03/2023				
7-19	125	8	0	133
6-22	139	9	0	148
6-24	139	9	0	148
0-24	141	9	0	150
06/03/2023				
7-19	195	17	2	214
6-22	214	18	2	234
6-24	215	18	2	235
0-24	222	18	2	242
07/03/2023				
7-19	194	15	2	211
6-22	211	17	2	230
6-24	211	17	2	230
0-24	217	17	2	236
08/03/2023				
7-19	188	18	1	207
6-22	213	19	1	233
6-24	213	19	1	233
0-24	214	19	2	235
Average				
7-19	206	16	1	223
6-22	227	17	1	245
6-24	227	17	1	245
0-24	231	17	1	249

Total Vehicle Class Distribution



Lincolnshire ATC 42, Old Fen Road

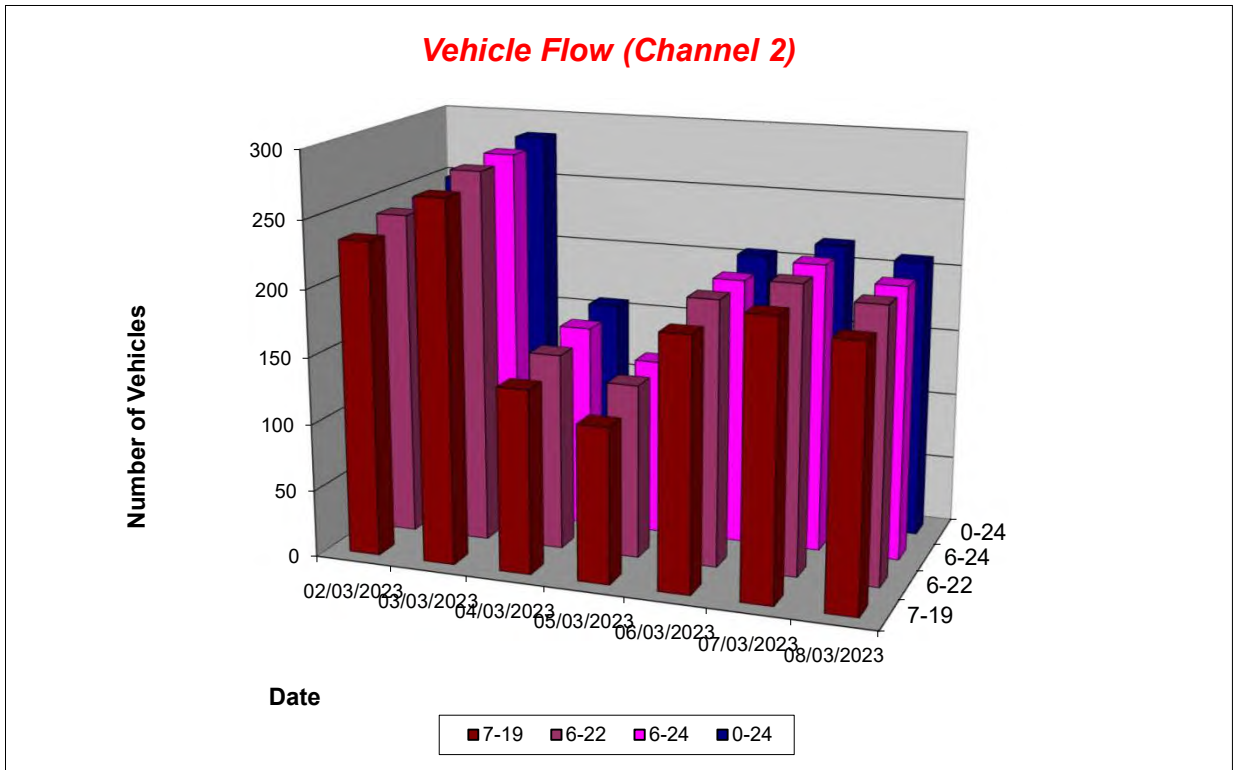
Produced by Road Data Services Ltd.

Channel 2 - Southbound

Vehicle Flow

Week 1

Hr Ending	02/03/2023 Thursday	03/03/2023 Friday	04/03/2023 Saturday	05/03/2023 Sunday	06/03/2023 Monday	07/03/2023 Tuesday	08/03/2023 Wednesday	Weekday Average	Average
1	0	0	0	0	0	0	0	0	0
2	0	0	0	0	0	0	1	0	0
3	0	0	0	0	1	0	0	0	0
4	1	0	0	0	1	0	0	0	0
5	2	1	1	1	1	0	2	1	1
6	3	3	3	2	3	2	2	3	3
7	2	2	4	4	4	3	1	2	3
8	13	15	8	3	15	15	12	14	12
9	26	35	6	0	25	33	33	30	23
10	28	16	16	3	17	19	19	20	17
11	15	23	13	11	13	20	15	17	16
12	8	25	12	16	17	10	10	14	14
13	16	22	13	13	20	18	18	19	17
14	19	23	21	8	16	17	12	17	17
15	15	29	19	10	15	15	16	18	17
16	25	23	13	20	15	20	24	21	20
17	27	30	5	14	15	16	13	20	17
18	29	15	6	10	12	16	11	17	14
19	13	13	5	8	7	6	10	10	9
20	2	1	2	3	3	2	4	2	2
21	3	6	3	7	3	2	5	4	4
22	1	0	1	0	1	2	1	1	1
23	0	2	4	2	1	0	0	1	1
24	2	1	2	0	0	1	0	1	1
7-19	234	269	137	116	187	205	193	218	192
6-22	242	278	147	130	198	214	204	227	202
6-24	244	281	153	132	199	215	204	229	204
0-24	250	285	157	135	205	217	209	233	208



Lincolnshire ATC 42, Old Fen Road

Produced by Road Data Services Ltd.

Channel 2 - Southbound

Average Speed

Week 1

Hr Ending	02/03/2023 Thursday	03/03/2023 Friday	04/03/2023 Saturday	05/03/2023 Sunday	06/03/2023 Monday	07/03/2023 Tuesday	08/03/2023 Wednesday
1	-	-	-	-	-	-	-
2	-	-	-	-	-	-	32.8
3	-	-	-	-	40.1	-	-
4	45.1	-	-	-	36.1	-	-
5	43.2	42.9	44.1	40.3	34.1	-	28.7
6	36.8	43.4	35.3	33.7	36.3	42.2	34.3
7	41.5	41.2	42.5	42.7	40.3	35.2	51.9
8	37.4	37.2	35.8	36.6	39.1	37.2	37.8
9	36.4	39.6	32.6	-	38.3	39.5	42.0
10	35.4	34.5	38.0	33.4	32.7	41.0	36.0
11	36.0	34.5	33.8	37.6	32.6	41.8	35.4
12	37.8	36.8	36.0	34.5	31.8	39.2	34.3
13	38.0	36.2	36.0	37.9	38.0	37.9	38.1
14	38.1	36.8	35.8	42.6	36.1	35.8	35.6
15	31.4	38.3	35.0	37.3	34.7	41.0	37.6
16	34.4	39.3	34.4	31.7	38.1	41.5	38.9
17	40.8	36.7	40.0	37.5	39.0	39.5	40.5
18	36.3	37.4	44.0	37.4	42.0	39.6	40.3
19	43.7	40.8	40.0	38.8	37.8	36.0	46.0
20	47.2	53.0	43.2	42.8	42.4	42.9	44.2
21	41.9	41.0	38.5	40.3	33.0	35.2	44.7
22	27.0	-	38.3	-	36.2	34.5	43.8
23	-	45.2	37.5	45.6	38.4	-	-
24	44.2	36.4	30.0	-	-	28.6	-

10-12	36.6	35.7	34.8	35.8	32.1	40.9	35.0
14-16	33.3	38.7	34.8	33.6	36.4	41.3	38.4
0-24	37.2	37.7	36.5	37.1	36.7	39.3	38.9

Average (ALL)	37.7
Weekday Inter-Peak	36.9

Channel 2 - Southbound

85th Percentile

Hr Ending	02/03/2023 Thursday	03/03/2023 Friday	04/03/2023 Saturday	05/03/2023 Sunday	06/03/2023 Monday	07/03/2023 Tuesday	08/03/2023 Wednesday
1	-	-	-	-	-	-	-
2	-	-	-	-	-	-	-
3	-	-	-	-	-	-	-
4	-	-	-	-	-	-	-
5	43.2	-	-	-	-	-	35.7
6	44.3	44.5	41.1	38.7	42.8	46.5	34.4
7	42.2	41.6	49.3	45.8	49.6	47.5	-
8	43.9	48.5	41.9	42.7	45.6	44.9	45.3
9	43.6	45.9	38.5	-	46.9	47.4	48.8
10	42.9	41.4	46.9	36.9	46.0	47.3	44.0
11	42.7	41.2	42.4	42.8	38.5	48.6	44.1
12	43.5	46.3	39.8	43.4	38.4	49.5	38.0
13	47.0	49.9	40.8	43.4	43.7	45.4	45.3
14	45.7	41.1	45.0	52.8	42.8	44.9	45.3
15	39.5	47.4	42.3	42.5	40.6	50.7	43.9
16	40.3	44.0	43.8	41.6	45.5	47.0	46.1
17	48.6	43.5	44.5	46.1	42.6	48.5	45.7
18	42.4	43.6	47.6	44.9	52.3	47.6	45.3
19	53.4	46.6	43.1	41.7	44.4	40.7	57.5
20	55.3	-	43.4	48.0	51.6	44.1	55.0
21	50.7	47.2	48.2	44.4	35.7	35.4	48.4
22	-	-	-	-	-	35.3	-
23	-	50.7	41.8	48.0	-	-	-
24	48.2	-	30.7	-	-	-	-

10-12	43.0	44.0	41.6	43.6	38.4	49.2	42.2
14-16	40.3	46.2	43.0	42.7	43.3	48.9	45.3
0-24	45.1	45.9	44.2	45.1	44.9	47.4	47.0

85th %ile (ALL)	45.8
Weekday Inter-Peak	44.8

Lincolnshire ATC 42, Old Fen Road

Produced by Road Data Services Ltd.


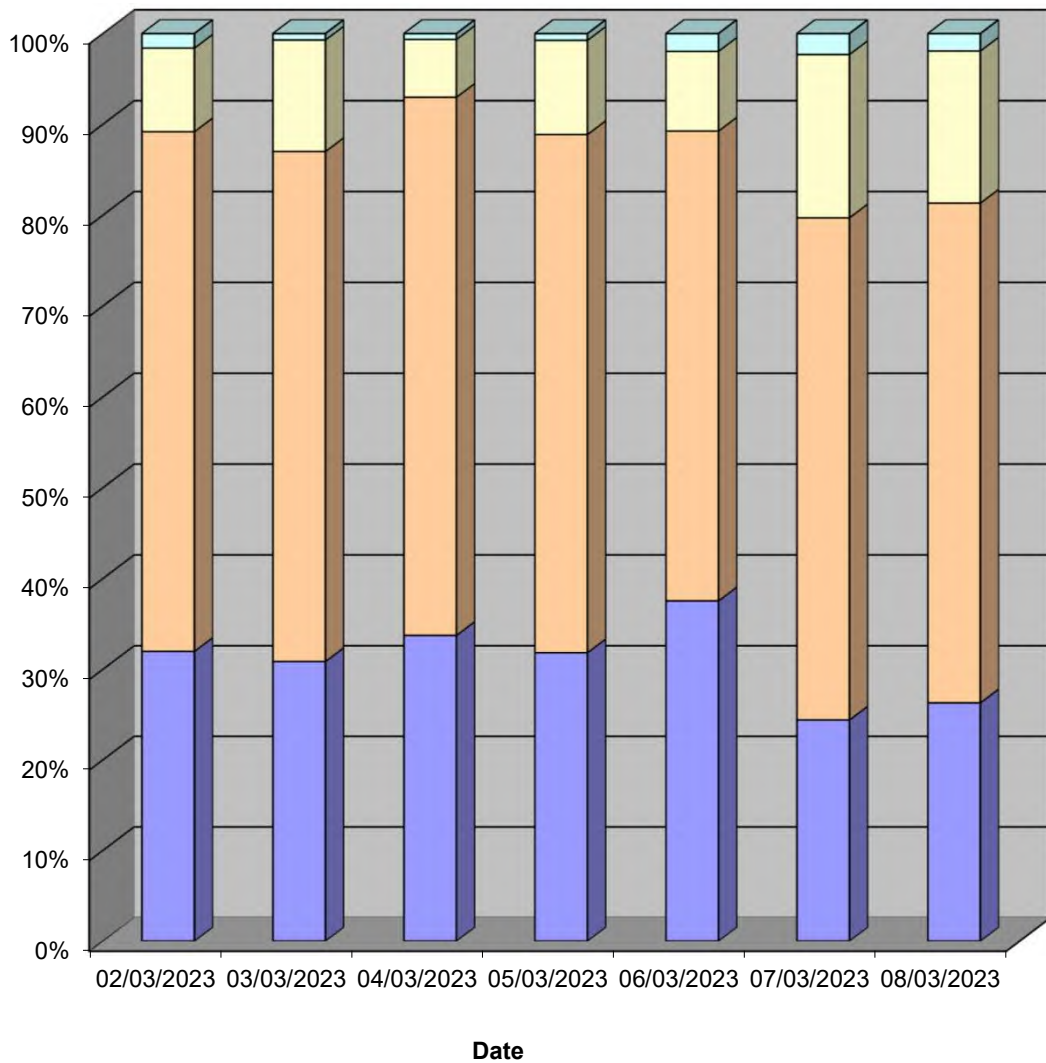
Channel 2 - Southbound

Speed Summary

Week 1

Speed (MPH)	02/03/2023 Thursday	03/03/2023 Friday	04/03/2023 Saturday	05/03/2023 Sunday	06/03/2023 Monday	07/03/2023 Tuesday	08/03/2023 Wednesday
0-35	80	88	53	43	77	53	55
35-45	143	160	93	77	106	120	115
45-55	23	35	10	14	18	39	35
55+	4	2	1	1	4	5	4
TOTAL	250	285	157	135	205	217	209

Speed Summary (MPH)



Lincolnshire ATC 42, Old Fen Road

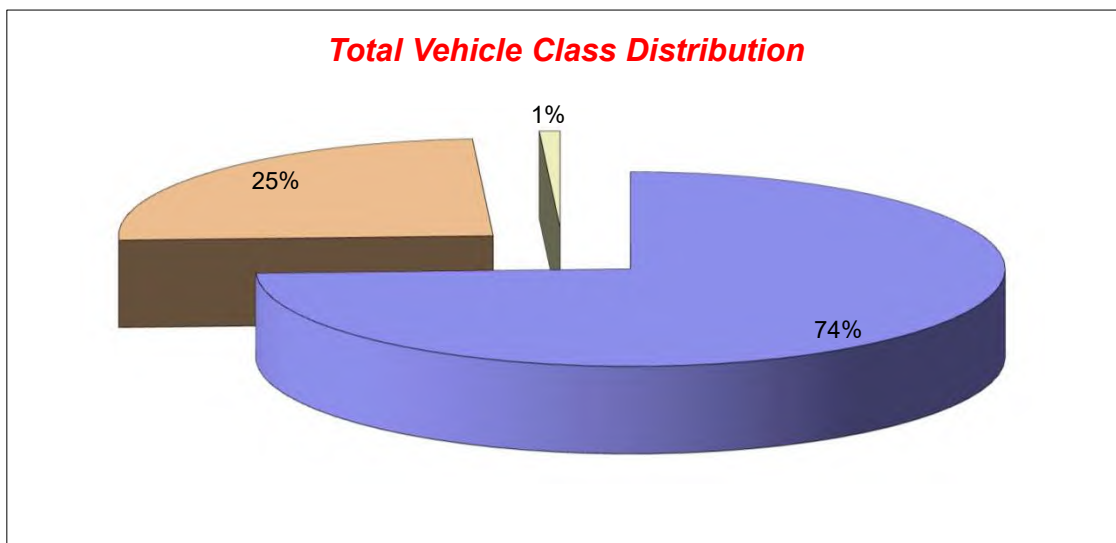
Produced by Road Data Services Ltd.

Channel 2 - Southbound

Vehicle Class

Week 1

Classes Day / Time	Car / LGV / Caravan - 1	OGV1 / Bus - 2,3,5,6,7,12	OGV2 - 4,8,9,10,11,13	TOTAL - 1-13
02/03/2023				
7-19	186	45	3	234
6-22	193	46	3	242
6-24	194	47	3	244
0-24	198	49	3	250
03/03/2023				
7-19	207	57	5	269
6-22	216	57	5	278
6-24	219	57	5	281
0-24	223	57	5	285
04/03/2023				
7-19	113	24	0	137
6-22	118	29	0	147
6-24	123	30	0	153
0-24	125	32	0	157
05/03/2023				
7-19	87	29	0	116
6-22	97	33	0	130
6-24	99	33	0	132
0-24	100	35	0	135
06/03/2023				
7-19	127	57	3	187
6-22	135	60	3	198
6-24	136	60	3	199
0-24	141	61	3	205
07/03/2023				
7-19	135	69	1	205
6-22	140	73	1	214
6-24	141	73	1	215
0-24	142	74	1	217
08/03/2023				
7-19	142	50	1	193
6-22	151	52	1	204
6-24	151	52	1	204
0-24	154	54	1	209
Average				
7-19	142	47	2	192
6-22	150	50	2	202
6-24	152	50	2	204
0-24	155	52	2	208



Lincolnshire ATC 43

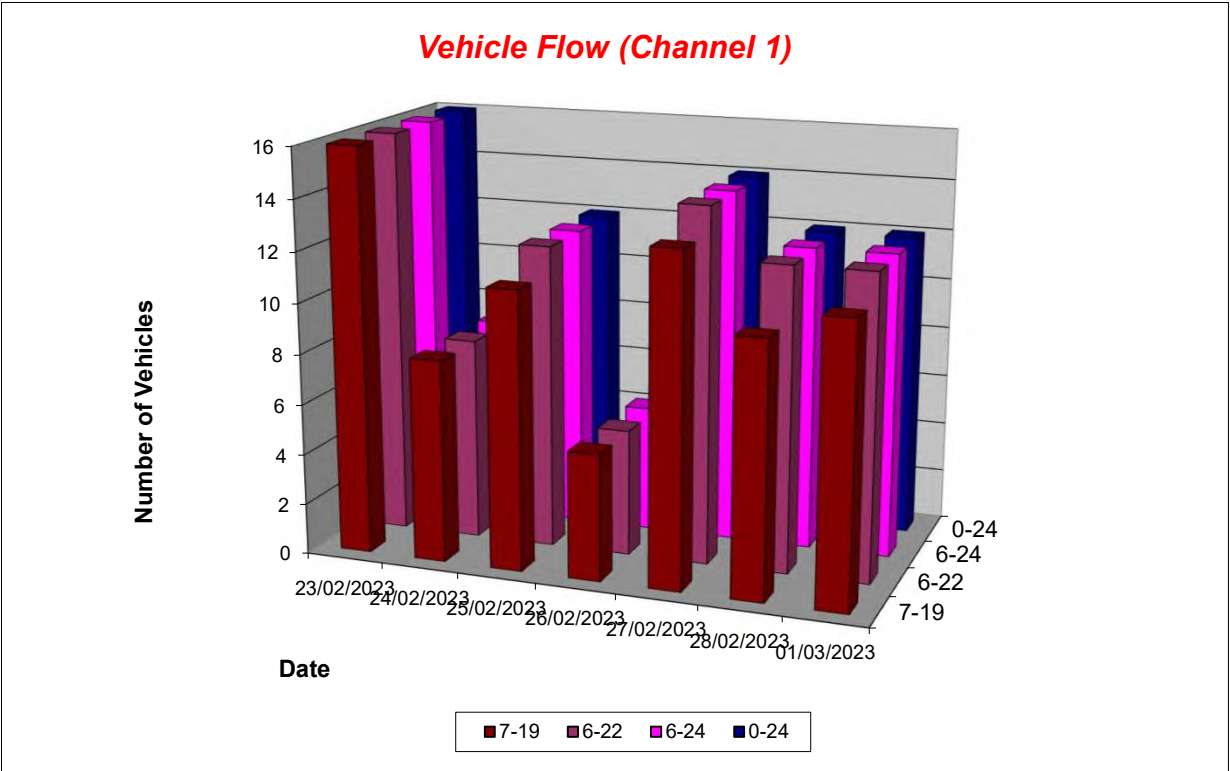
Produced by Road Data Services Ltd.

Channel 1 - Northwestbound

Vehicle Flow

Week 1

Hr Ending	23/02/2023 Thursday	24/02/2023 Friday	25/02/2023 Saturday	26/02/2023 Sunday	27/02/2023 Monday	28/02/2023 Tuesday	01/03/2023 Wednesday	Weekday Average	Average
1	0	0	0	0	0	0	0	0	0
2	0	0	0	0	0	0	0	0	0
3	0	0	0	0	0	0	0	0	0
4	0	0	0	0	0	0	0	0	0
5	0	0	0	0	0	0	0	0	0
6	0	0	0	0	0	0	0	0	0
7	0	0	1	0	1	2	1	1	1
8	2	1	0	0	0	0	0	1	0
9	1	0	0	2	1	1	4	1	1
10	5	3	3	0	2	0	2	2	2
11	1	1	2	0	1	1	0	1	1
12	0	1	0	0	1	1	0	1	0
13	3	1	2	0	1	1	2	2	1
14	1	0	1	0	1	1	1	1	1
15	1	0	1	1	0	1	1	1	1
16	1	0	0	1	6	1	0	2	1
17	1	1	1	0	0	3	0	1	1
18	0	0	1	1	0	0	1	0	0
19	0	0	0	0	0	0	0	0	0
20	0	0	0	0	0	0	0	0	0
21	0	0	0	0	0	0	0	0	0
22	0	0	0	0	0	0	0	0	0
23	0	0	0	0	0	0	0	0	0
24	0	0	0	0	0	0	0	0	0
7-19	16	8	11	5	13	10	11	12	11
6-22	16	8	12	5	14	12	12	12	11
6-24	16	8	12	5	14	12	12	12	11
0-24	16	8	12	5	14	12	12	12	11



Lincolnshire ATC 43

Produced by Road Data Services Ltd.

Channel 1 - Northwestbound

Average Speed

Week 1

Hr Ending	23/02/2023 Thursday	24/02/2023 Friday	25/02/2023 Saturday	26/02/2023 Sunday	27/02/2023 Monday	28/02/2023 Tuesday	01/03/2023 Wednesday
1	-	-	-	-	-	-	-
2	-	-	-	-	-	-	-
3	-	-	-	-	-	-	-
4	-	-	-	-	-	-	-
5	-	-	-	-	-	-	-
6	-	-	-	-	-	-	-
7	-	-	23.9	-	17.3	14.2	11.8
8	18.0	26.4	-	-	-	-	-
9	16.1	-	-	18.8	14.7	18.4	20.7
10	18.3	21.9	21.7	-	20.0	-	17.4
11	22.6	16.1	24.0	-	20.9	28.6	-
12	-	29.1	-	-	17.5	20.7	-
13	17.8	28.5	23.8	-	21.5	26.8	22.4
14	21.0	-	16.0	-	22.0	15.5	10.9
15	15.8	-	13.5	15.0	-	21.0	18.6
16	20.8	-	-	17.5	21.1	22.9	-
17	20.9	23.5	17.0	-	-	22.4	-
18	-	-	24.0	19.9	-	-	21.7
19	-	-	-	-	-	-	-
20	-	-	-	-	-	-	-
21	-	-	-	-	-	-	-
22	-	-	-	-	-	-	-
23	-	-	-	-	-	-	-
24	-	-	-	-	-	-	-

10-12	22.6	22.6	24.0	-	19.2	24.7	-
14-16	18.3	-	13.5	16.2	21.1	22.0	18.6
0-24	18.6	23.7	21.3	18.0	20.0	20.8	18.8

Average (ALL)	20.1
Weekday Inter-Peak	21.2

Channel 1 - Northwestbound

85th Percentile

Hr Ending	23/02/2023 Thursday	24/02/2023 Friday	25/02/2023 Saturday	26/02/2023 Sunday	27/02/2023 Monday	28/02/2023 Tuesday	01/03/2023 Wednesday
1	-	-	-	-	-	-	-
2	-	-	-	-	-	-	-
3	-	-	-	-	-	-	-
4	-	-	-	-	-	-	-
5	-	-	-	-	-	-	-
6	-	-	-	-	-	-	-
7	-	-	-	-	-	15.4	-
8	21.0	-	-	-	-	-	-
9	-	-	-	21.1	-	-	26.2
10	21.7	27.2	23.9	-	21.9	-	19.1
11	-	-	27.9	-	-	-	-
12	-	-	-	-	-	-	-
13	26.3	-	24.5	-	-	-	24.8
14	-	-	-	-	-	-	-
15	-	-	-	-	-	-	-
16	-	-	-	-	24.3	-	-
17	-	-	-	-	-	24.2	-
18	-	-	-	-	-	-	-
19	-	-	-	-	-	-	-
20	-	-	-	-	-	-	-
21	-	-	-	-	-	-	-
22	-	-	-	-	-	-	-
23	-	-	-	-	-	-	-
24	-	-	-	-	-	-	-

10-12	-	29.3	27.9	-	21.0	28.8	-
14-16	20.9	-	-	17.5	24.3	23.0	-
0-24	23.2	28.9	25.4	20.3	23.0	25.4	23.9

85th %ile (ALL)	24.8
Weekday Inter-Peak	25.1

Lincolnshire ATC 43

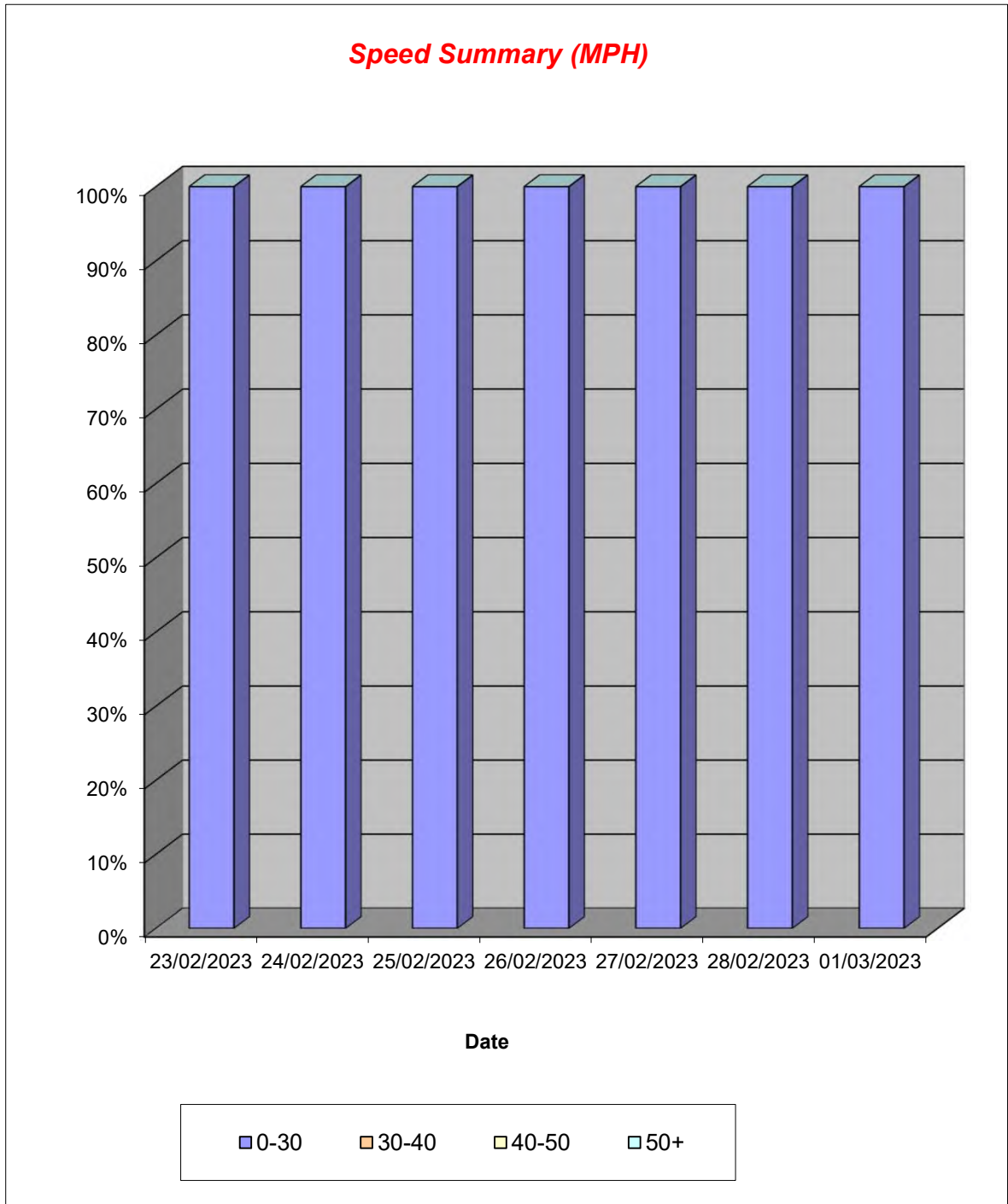
Produced by Road Data Services Ltd.

Channel 1 - Northwestbound

Speed Summary

Week 1

Speed (MPH)	23/02/2023 Thursday	24/02/2023 Friday	25/02/2023 Saturday	26/02/2023 Sunday	27/02/2023 Monday	28/02/2023 Tuesday	01/03/2023 Wednesday
0-30	16	8	12	5	14	12	12
30-40	0	0	0	0	0	0	0
40-50	0	0	0	0	0	0	0
50+	0	0	0	0	0	0	0
TOTAL	16	8	12	5	14	12	12



Lincolnshire ATC 43

Produced by Road Data Services Ltd.

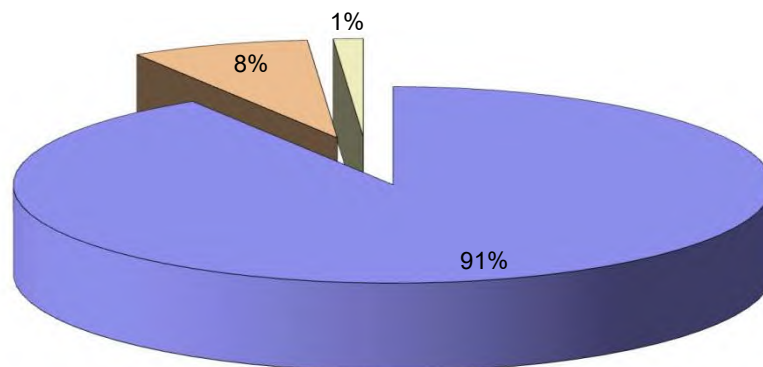
Channel 1 - Northwestbound

Vehicle Class

Week 1

Classes Day / Time	Car / LGV / Caravan - 1	OGV1 / Bus - 2,3,5,6,7,12	OGV2 - 4,8,9,10,11,13	TOTAL - 1-13
23/02/2023				
7-19	14	2	0	16
6-22	14	2	0	16
6-24	14	2	0	16
0-24	14	2	0	16
24/02/2023				
7-19	7	1	0	8
6-22	7	1	0	8
6-24	7	1	0	8
0-24	7	1	0	8
25/02/2023				
7-19	10	1	0	11
6-22	11	1	0	12
6-24	11	1	0	12
0-24	11	1	0	12
26/02/2023				
7-19	5	0	0	5
6-22	5	0	0	5
6-24	5	0	0	5
0-24	5	0	0	5
27/02/2023				
7-19	12	1	0	13
6-22	13	1	0	14
6-24	13	1	0	14
0-24	13	1	0	14
28/02/2023				
7-19	9	1	0	10
6-22	11	1	0	12
6-24	11	1	0	12
0-24	11	1	0	12
01/03/2023				
7-19	10	0	1	11
6-22	11	0	1	12
6-24	11	0	1	12
0-24	11	0	1	12
Average				
7-19	10	1	0	11
6-22	10	1	0	11
6-24	10	1	0	11
0-24	10	1	0	11

Total Vehicle Class Distribution



Lincolnshire ATC 43

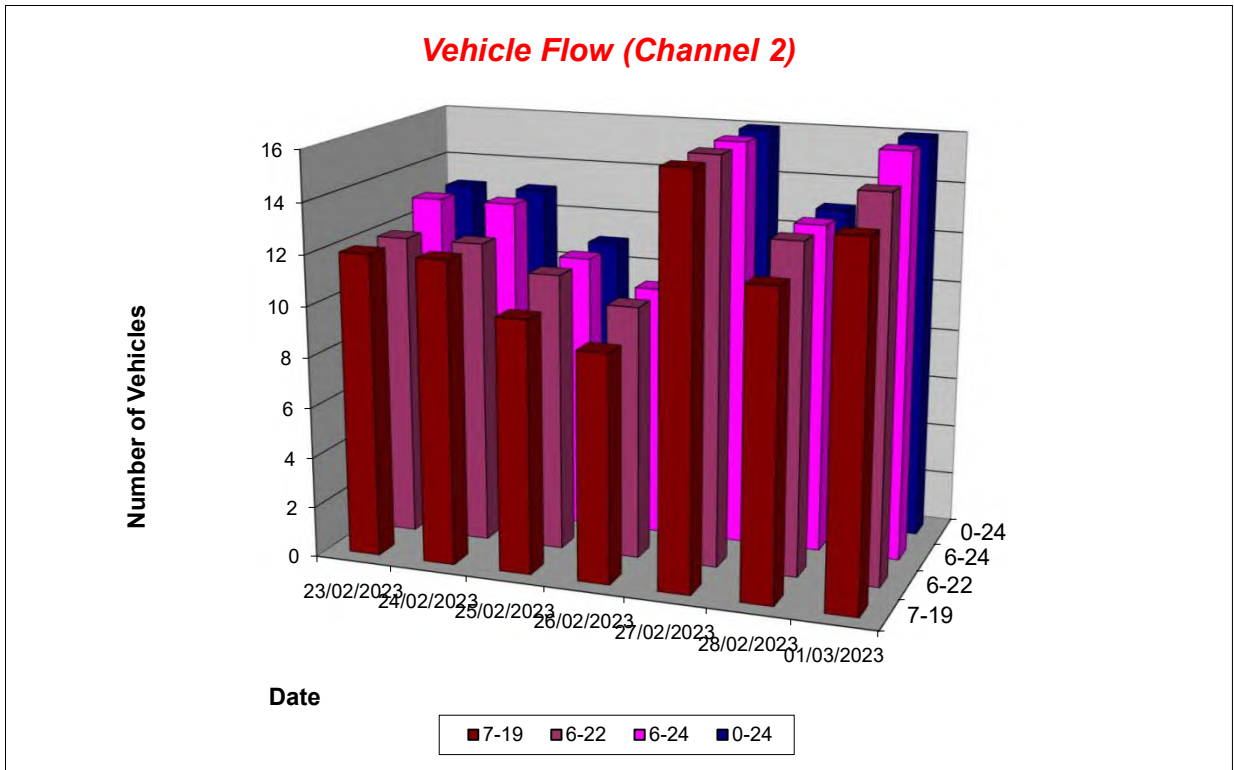
Produced by Road Data Services Ltd.

Channel 2 - Southeastbound

Vehicle Flow

Week 1

Hr Ending	23/02/2023 Thursday	24/02/2023 Friday	25/02/2023 Saturday	26/02/2023 Sunday	27/02/2023 Monday	28/02/2023 Tuesday	01/03/2023 Wednesday	Weekday Average	Average
1	0	0	0	0	0	0	0	0	0
2	0	0	0	0	0	0	0	0	0
3	0	0	0	0	0	0	0	0	0
4	0	0	0	0	0	0	0	0	0
5	0	0	0	0	0	0	0	0	0
6	0	0	0	0	0	0	0	0	0
7	0	0	0	0	0	0	1	0	0
8	2	2	1	1	0	3	1	2	1
9	0	0	0	0	0	2	0	0	0
10	1	0	1	1	2	0	2	1	1
11	1	2	1	0	0	1	0	1	1
12	1	1	1	0	5	1	2	2	2
13	2	1	3	1	3	1	3	2	2
14	1	1	3	1	1	1	0	1	1
15	0	3	0	2	1	0	2	1	1
16	2	1	0	0	0	1	1	1	1
17	1	1	0	0	3	0	3	2	1
18	1	0	0	2	1	1	0	1	1
19	0	0	0	1	0	1	0	0	0
20	0	0	1	0	0	0	0	0	0
21	0	0	0	1	0	0	0	0	0
22	0	0	0	0	0	1	0	0	0
23	1	1	0	0	0	0	1	1	0
24	0	0	0	0	0	0	0	0	0
7-19	12	12	10	9	16	12	14	13	12
6-22	12	12	11	10	16	13	15	14	13
6-24	13	13	11	10	16	13	16	14	13
0-24	13	13	11	10	16	13	16	14	13



Lincolnshire ATC 43

Produced by Road Data Services Ltd.

Channel 2 - Southeastbound

Average Speed

Week 1

Hr Ending	23/02/2023 Thursday	24/02/2023 Friday	25/02/2023 Saturday	26/02/2023 Sunday	27/02/2023 Monday	28/02/2023 Tuesday	01/03/2023 Wednesday
1	-	-	-	-	-	-	-
2	-	-	-	-	-	-	-
3	-	-	-	-	-	-	-
4	-	-	-	-	-	-	-
5	-	-	-	-	-	-	-
6	-	-	-	-	-	-	-
7	-	-	-	-	-	-	29.6
8	22.0	20.1	22.2	32.5	-	27.2	21.3
9	-	-	-	-	-	15.6	-
10	16.9	-	21.5	10.2	20.0	-	22.3
11	18.0	22.4	18.0	-	-	18.9	-
12	22.6	21.4	20.1	-	18.3	20.2	18.5
13	15.9	24.0	19.0	23.5	21.9	22.7	21.9
14	24.5	21.9	22.0	20.5	24.7	24.2	-
15	-	20.3	-	14.7	17.2	-	26.8
16	24.8	27.6	-	-	-	17.9	26.2
17	19.2	22.3	-	-	17.3	-	21.9
18	20.1	-	-	19.2	18.7	18.2	-
19	-	-	-	23.1	-	27.2	-
20	-	-	27.3	-	-	-	-
21	-	-	-	29.9	-	-	-
22	-	-	-	-	-	26.3	-
23	27.0	25.0	-	-	-	-	27.1
24	-	-	-	-	-	-	-

10-12	20.3	22.1	19.0	-	18.3	19.5	18.5
14-16	24.8	22.1	-	14.7	17.2	17.9	26.6
0-24	21.1	22.2	21.1	20.8	19.4	22.2	23.2

Average (ALL)	21.4
Weekday Inter-Peak	21.1

Channel 2 - Southeastbound

85th Percentile

Hr Ending	23/02/2023 Thursday	24/02/2023 Friday	25/02/2023 Saturday	26/02/2023 Sunday	27/02/2023 Monday	28/02/2023 Tuesday	01/03/2023 Wednesday
1	-	-	-	-	-	-	-
2	-	-	-	-	-	-	-
3	-	-	-	-	-	-	-
4	-	-	-	-	-	-	-
5	-	-	-	-	-	-	-
6	-	-	-	-	-	-	-
7	-	-	-	-	-	-	-
8	22.7	23.0	-	-	-	29.4	-
9	-	-	-	-	-	16.7	-
10	-	-	-	-	29.9	-	23.4
11	-	24.3	-	-	-	-	-
12	-	-	-	-	22.1	-	23.2
13	16.5	-	26.2	-	23.8	-	28.1
14	-	-	23.6	-	-	-	-
15	-	24.6	-	17.4	-	-	27.2
16	25.3	-	-	-	-	-	-
17	-	-	-	-	23.4	-	28.3
18	-	-	-	22.7	-	-	-
19	-	-	-	-	-	-	-
20	-	-	-	-	-	-	-
21	-	-	-	-	-	-	-
22	-	-	-	-	-	-	-
23	-	-	-	-	-	-	-
24	-	-	-	-	-	-	-

10-12	22.7	23.7	20.1	-	22.1	20.2	23.2
14-16	25.3	27.0	-	17.4	-	-	27.0
0-24	24.8	25.5	25.7	27.8	24.8	27.0	28.5

85th %ile (ALL)	26.5
Weekday Inter-Peak	25.4

Lincolnshire ATC 43

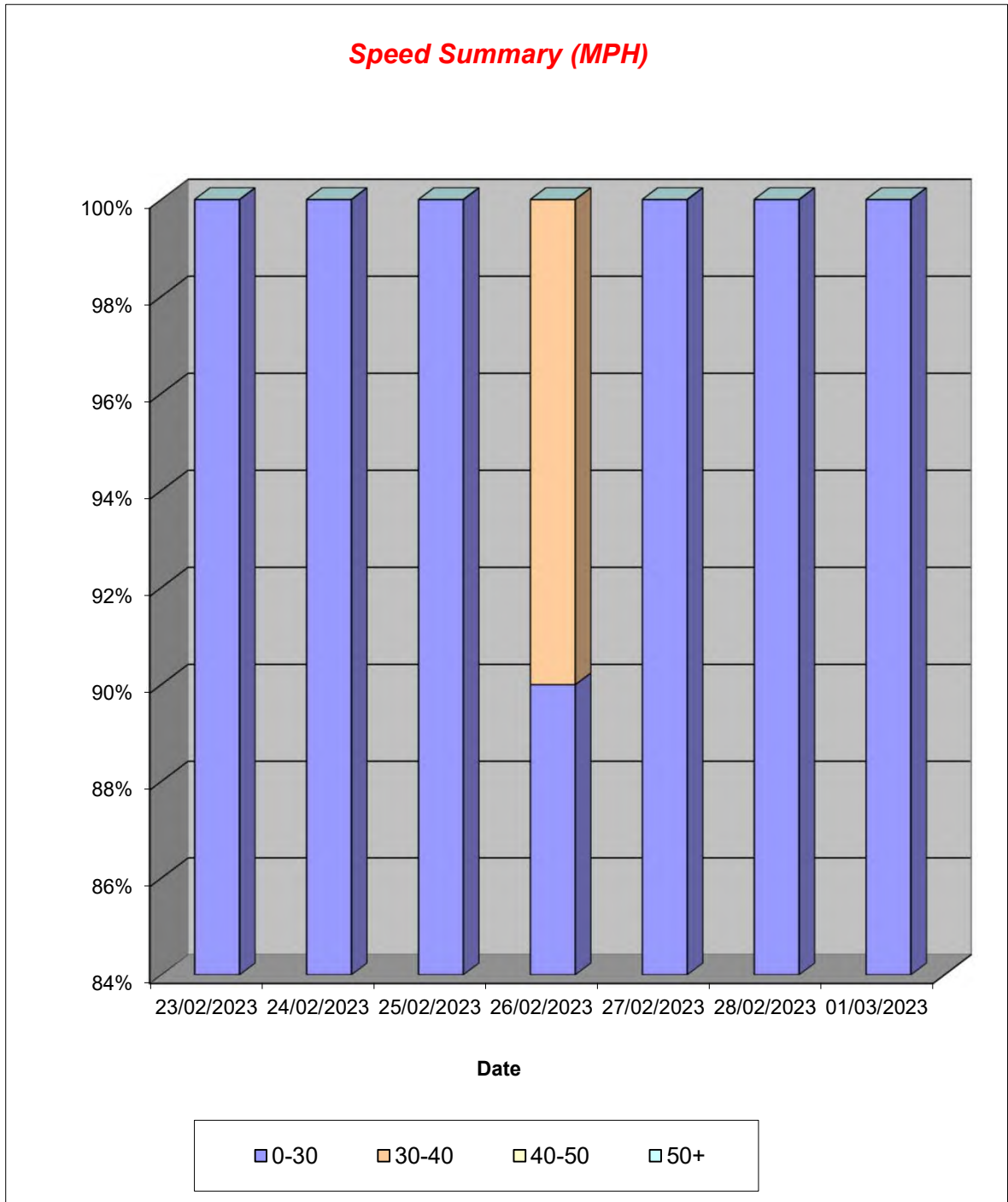
Produced by Road Data Services Ltd.

Channel 2 - Southeastbound

Speed Summary

Week 1

Speed (MPH)	23/02/2023 Thursday	24/02/2023 Friday	25/02/2023 Saturday	26/02/2023 Sunday	27/02/2023 Monday	28/02/2023 Tuesday	01/03/2023 Wednesday
0-30	13	13	11	9	16	13	16
30-40	0	0	0	1	0	0	0
40-50	0	0	0	0	0	0	0
50+	0	0	0	0	0	0	0
TOTAL	13	13	11	10	16	13	16



Lincolnshire ATC 43

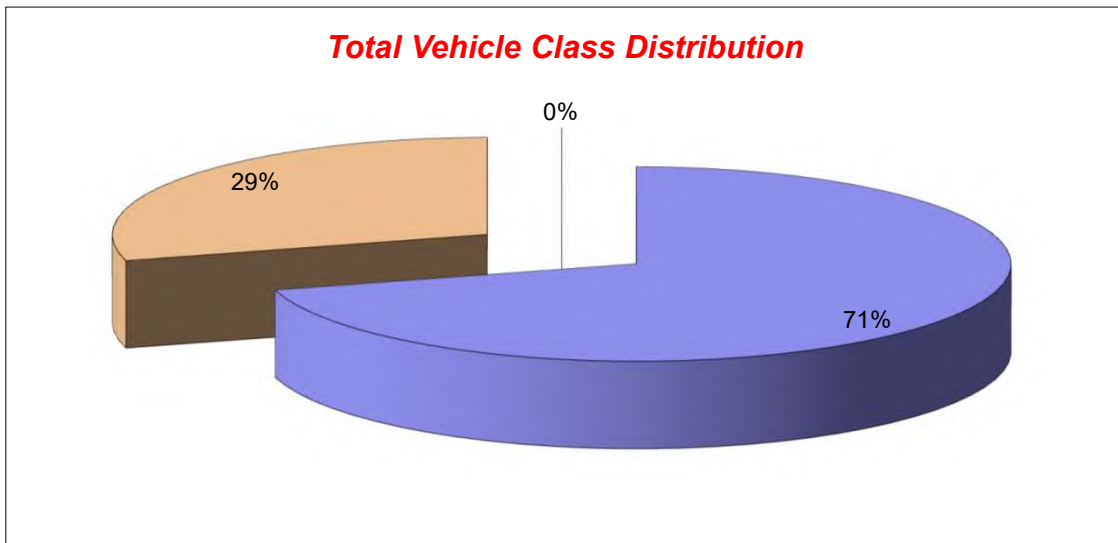
Produced by Road Data Services Ltd.

Channel 2 - Southeastbound

Vehicle Class

Week 1

Classes Day / Time	Car / LGV / Caravan - 1	OGV1 / Bus - 2,3,5,6,7,12	OGV2 - 4,8,9,10,11,13	TOTAL - 1-13
23/02/2023				
7-19	7	5	0	12
6-22	7	5	0	12
6-24	7	6	0	13
0-24	7	6	0	13
24/02/2023				
7-19	10	2	0	12
6-22	10	2	0	12
6-24	11	2	0	13
0-24	11	2	0	13
25/02/2023				
7-19	8	2	0	10
6-22	9	2	0	11
6-24	9	2	0	11
0-24	9	2	0	11
26/02/2023				
7-19	6	3	0	9
6-22	6	4	0	10
6-24	6	4	0	10
0-24	6	4	0	10
27/02/2023				
7-19	11	5	0	16
6-22	11	5	0	16
6-24	11	5	0	16
0-24	11	5	0	16
28/02/2023				
7-19	9	3	0	12
6-22	10	3	0	13
6-24	10	3	0	13
0-24	10	3	0	13
01/03/2023				
7-19	9	5	0	14
6-22	10	5	0	15
6-24	11	5	0	16
0-24	11	5	0	16
Average				
7-19	9	4	0	12
6-22	9	4	0	13
6-24	9	4	0	13
0-24	9	4	0	13



Lincolnshire ATC 43

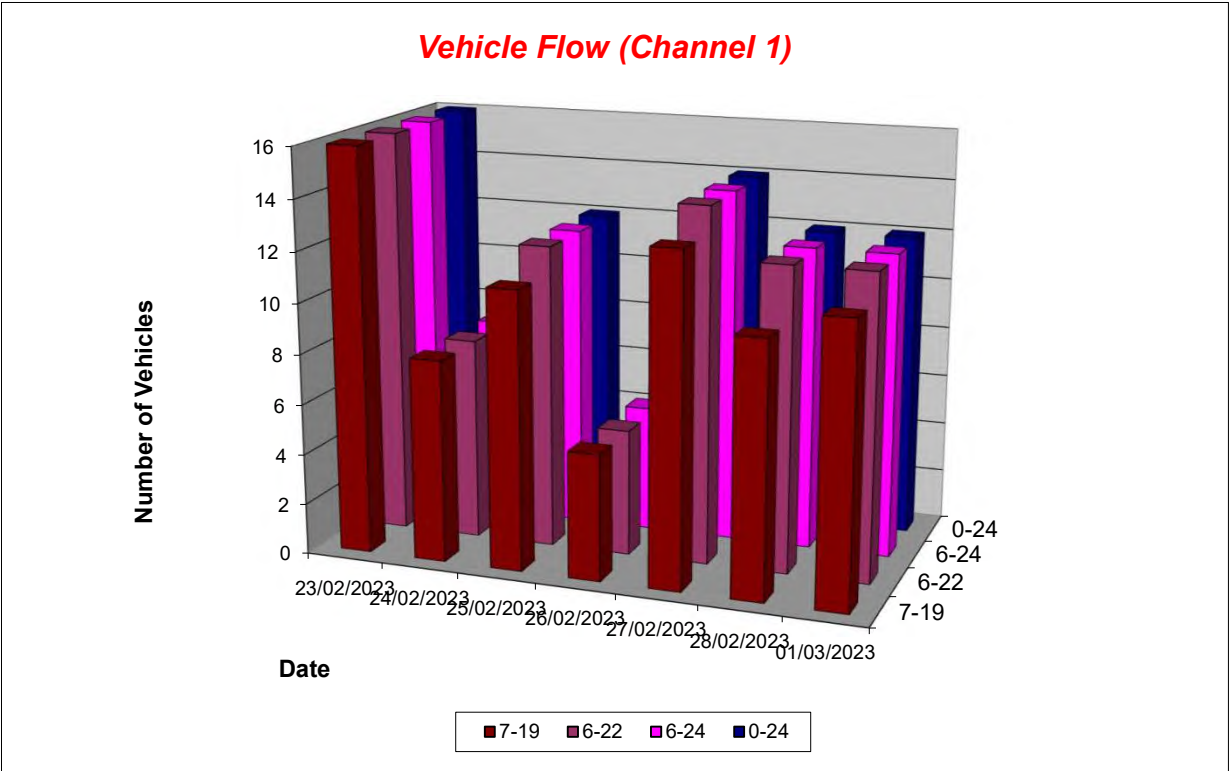
Produced by Road Data Services Ltd.

Channel 1 - Northwestbound

Vehicle Flow

Week 1

Hr Ending	23/02/2023 Thursday	24/02/2023 Friday	25/02/2023 Saturday	26/02/2023 Sunday	27/02/2023 Monday	28/02/2023 Tuesday	01/03/2023 Wednesday	Weekday Average	Average
1	0	0	0	0	0	0	0	0	0
2	0	0	0	0	0	0	0	0	0
3	0	0	0	0	0	0	0	0	0
4	0	0	0	0	0	0	0	0	0
5	0	0	0	0	0	0	0	0	0
6	0	0	0	0	0	0	0	0	0
7	0	0	1	0	1	2	1	1	1
8	2	1	0	0	0	0	0	1	0
9	1	0	0	2	1	1	4	1	1
10	5	3	3	0	2	0	2	2	2
11	1	1	2	0	1	1	0	1	1
12	0	1	0	0	1	1	0	1	0
13	3	1	2	0	1	1	2	2	1
14	1	0	1	0	1	1	1	1	1
15	1	0	1	1	0	1	1	1	1
16	1	0	0	1	6	1	0	2	1
17	1	1	1	0	0	3	0	1	1
18	0	0	1	1	0	0	1	0	0
19	0	0	0	0	0	0	0	0	0
20	0	0	0	0	0	0	0	0	0
21	0	0	0	0	0	0	0	0	0
22	0	0	0	0	0	0	0	0	0
23	0	0	0	0	0	0	0	0	0
24	0	0	0	0	0	0	0	0	0
7-19	16	8	11	5	13	10	11	12	11
6-22	16	8	12	5	14	12	12	12	11
6-24	16	8	12	5	14	12	12	12	11
0-24	16	8	12	5	14	12	12	12	11



Lincolnshire ATC 43

Produced by Road Data Services Ltd.

Channel 1 - Northwestbound

Average Speed

Week 1

Hr Ending	23/02/2023 Thursday	24/02/2023 Friday	25/02/2023 Saturday	26/02/2023 Sunday	27/02/2023 Monday	28/02/2023 Tuesday	01/03/2023 Wednesday
1	-	-	-	-	-	-	-
2	-	-	-	-	-	-	-
3	-	-	-	-	-	-	-
4	-	-	-	-	-	-	-
5	-	-	-	-	-	-	-
6	-	-	-	-	-	-	-
7	-	-	23.9	-	17.3	14.2	11.8
8	18.0	26.4	-	-	-	-	-
9	16.1	-	-	18.8	14.7	18.4	20.7
10	18.3	21.9	21.7	-	20.0	-	17.4
11	22.6	16.1	24.0	-	20.9	28.6	-
12	-	29.1	-	-	17.5	20.7	-
13	17.8	28.5	23.8	-	21.5	26.8	22.4
14	21.0	-	16.0	-	22.0	15.5	10.9
15	15.8	-	13.5	15.0	-	21.0	18.6
16	20.8	-	-	17.5	21.1	22.9	-
17	20.9	23.5	17.0	-	-	22.4	-
18	-	-	24.0	19.9	-	-	21.7
19	-	-	-	-	-	-	-
20	-	-	-	-	-	-	-
21	-	-	-	-	-	-	-
22	-	-	-	-	-	-	-
23	-	-	-	-	-	-	-
24	-	-	-	-	-	-	-

10-12	22.6	22.6	24.0	-	19.2	24.7	-
14-16	18.3	-	13.5	16.2	21.1	22.0	18.6
0-24	18.6	23.7	21.3	18.0	20.0	20.8	18.8

Average (ALL)	20.1
Weekday Inter-Peak	21.2

Channel 1 - Northwestbound

85th Percentile

Hr Ending	23/02/2023 Thursday	24/02/2023 Friday	25/02/2023 Saturday	26/02/2023 Sunday	27/02/2023 Monday	28/02/2023 Tuesday	01/03/2023 Wednesday
1	-	-	-	-	-	-	-
2	-	-	-	-	-	-	-
3	-	-	-	-	-	-	-
4	-	-	-	-	-	-	-
5	-	-	-	-	-	-	-
6	-	-	-	-	-	-	-
7	-	-	-	-	-	15.4	-
8	21.0	-	-	-	-	-	-
9	-	-	-	21.1	-	-	26.2
10	21.7	27.2	23.9	-	21.9	-	19.1
11	-	-	27.9	-	-	-	-
12	-	-	-	-	-	-	-
13	26.3	-	24.5	-	-	-	24.8
14	-	-	-	-	-	-	-
15	-	-	-	-	-	-	-
16	-	-	-	-	24.3	-	-
17	-	-	-	-	-	24.2	-
18	-	-	-	-	-	-	-
19	-	-	-	-	-	-	-
20	-	-	-	-	-	-	-
21	-	-	-	-	-	-	-
22	-	-	-	-	-	-	-
23	-	-	-	-	-	-	-
24	-	-	-	-	-	-	-

10-12	-	29.3	27.9	-	21.0	28.8	-
14-16	20.9	-	-	17.5	24.3	23.0	-
0-24	23.2	28.9	25.4	20.3	23.0	25.4	23.9

85th %ile (ALL)	24.8
Weekday Inter-Peak	25.1

Lincolnshire ATC 43

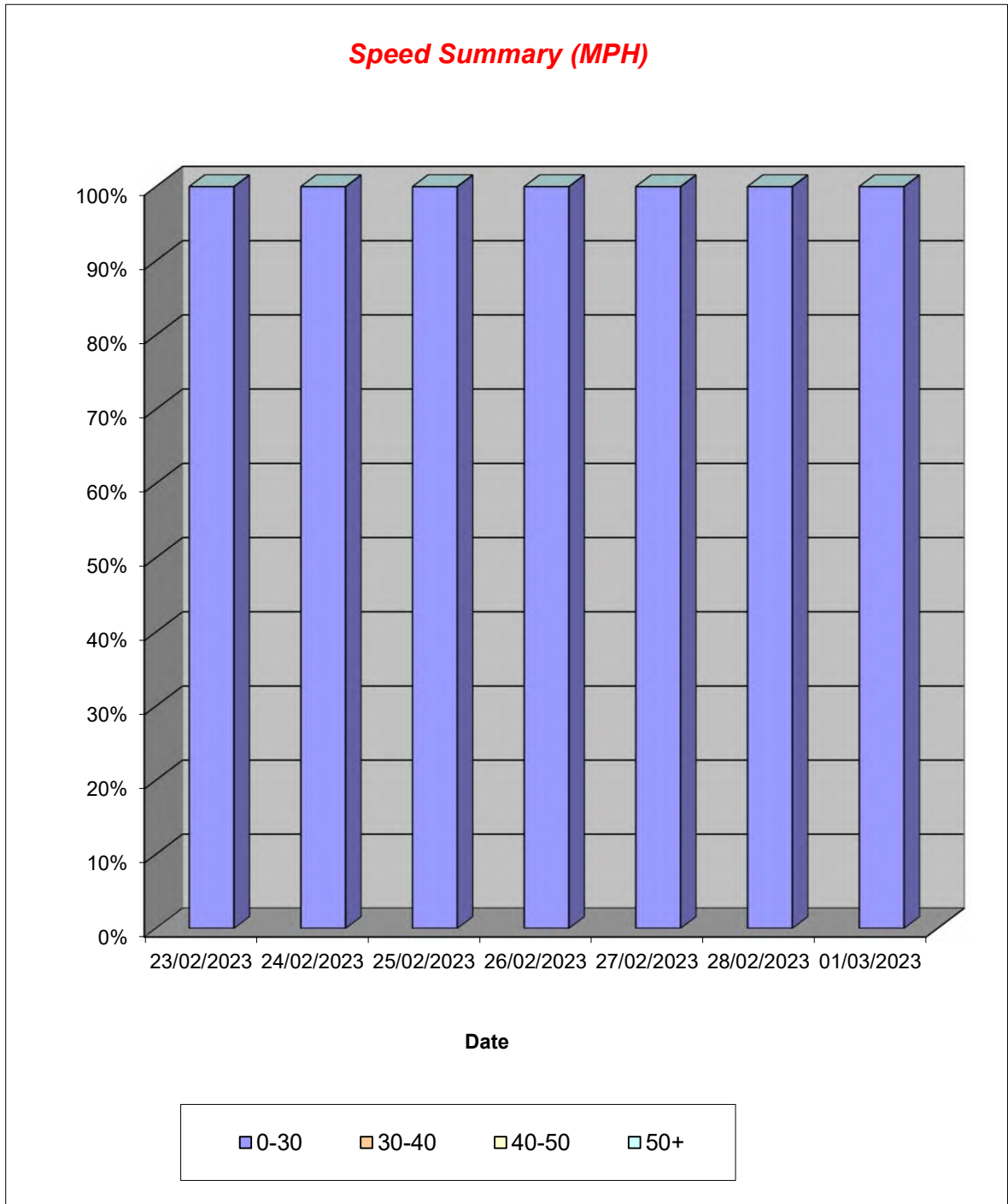
Produced by Road Data Services Ltd.

Channel 1 - Northwestbound

Speed Summary

Week 1

Speed (MPH)	23/02/2023 Thursday	24/02/2023 Friday	25/02/2023 Saturday	26/02/2023 Sunday	27/02/2023 Monday	28/02/2023 Tuesday	01/03/2023 Wednesday
0-30	16	8	12	5	14	12	12
30-40	0	0	0	0	0	0	0
40-50	0	0	0	0	0	0	0
50+	0	0	0	0	0	0	0
TOTAL	16	8	12	5	14	12	12



Lincolnshire ATC 43

Produced by Road Data Services Ltd.

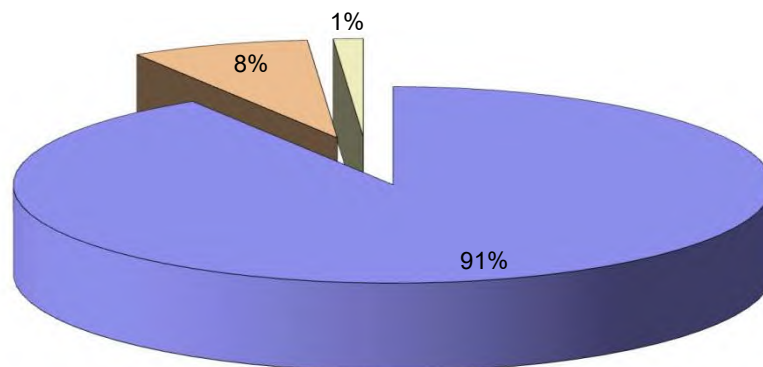
Channel 1 - Northwestbound

Vehicle Class

Week 1

Classes Day / Time	Car / LGV / Caravan - 1	OGV1 / Bus - 2,3,5,6,7,12	OGV2 - 4,8,9,10,11,13	TOTAL - 1-13
23/02/2023				
7-19	14	2	0	16
6-22	14	2	0	16
6-24	14	2	0	16
0-24	14	2	0	16
24/02/2023				
7-19	7	1	0	8
6-22	7	1	0	8
6-24	7	1	0	8
0-24	7	1	0	8
25/02/2023				
7-19	10	1	0	11
6-22	11	1	0	12
6-24	11	1	0	12
0-24	11	1	0	12
26/02/2023				
7-19	5	0	0	5
6-22	5	0	0	5
6-24	5	0	0	5
0-24	5	0	0	5
27/02/2023				
7-19	12	1	0	13
6-22	13	1	0	14
6-24	13	1	0	14
0-24	13	1	0	14
28/02/2023				
7-19	9	1	0	10
6-22	11	1	0	12
6-24	11	1	0	12
0-24	11	1	0	12
01/03/2023				
7-19	10	0	1	11
6-22	11	0	1	12
6-24	11	0	1	12
0-24	11	0	1	12
Average				
7-19	10	1	0	11
6-22	10	1	0	11
6-24	10	1	0	11
0-24	10	1	0	11

Total Vehicle Class Distribution



Lincolnshire ATC 43

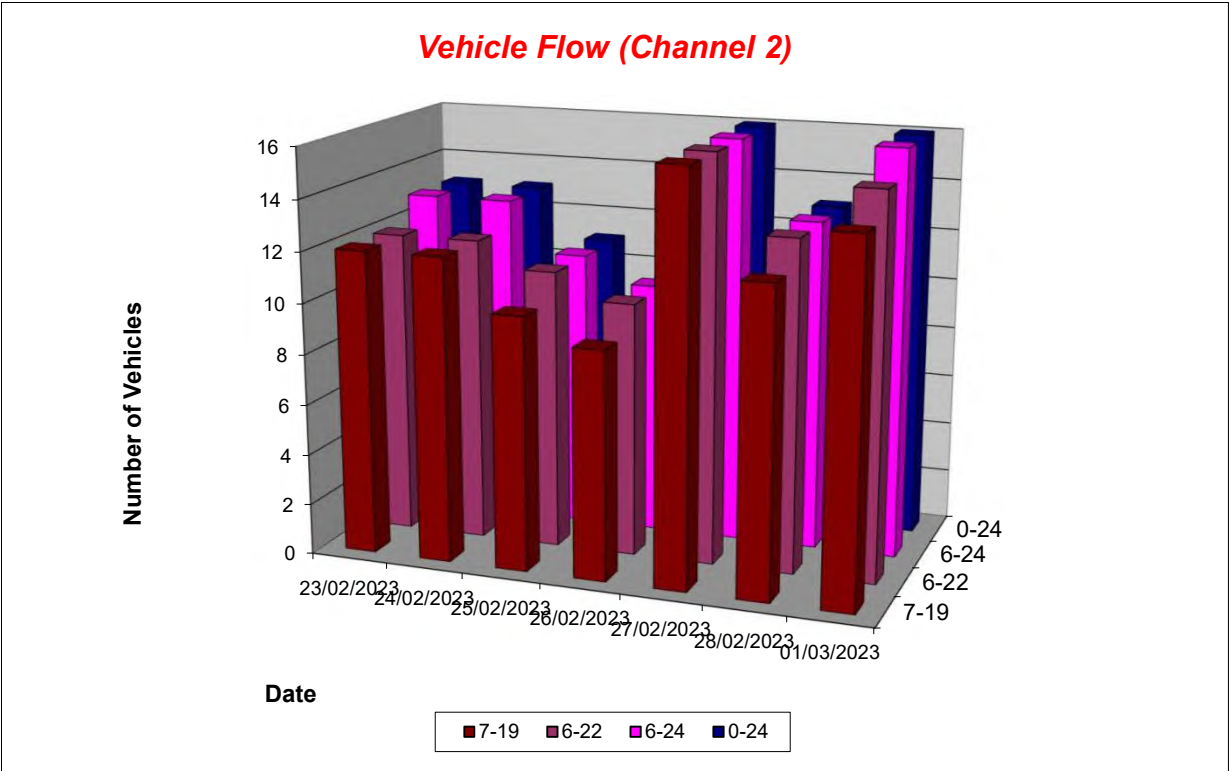
Produced by Road Data Services Ltd.

Channel 2 - Southeastbound

Vehicle Flow

Week 1

Hr Ending	23/02/2023 Thursday	24/02/2023 Friday	25/02/2023 Saturday	26/02/2023 Sunday	27/02/2023 Monday	28/02/2023 Tuesday	01/03/2023 Wednesday	Weekday Average	Average
1	0	0	0	0	0	0	0	0	0
2	0	0	0	0	0	0	0	0	0
3	0	0	0	0	0	0	0	0	0
4	0	0	0	0	0	0	0	0	0
5	0	0	0	0	0	0	0	0	0
6	0	0	0	0	0	0	0	0	0
7	0	0	0	0	0	0	1	0	0
8	2	2	1	1	0	3	1	2	1
9	0	0	0	0	0	2	0	0	0
10	1	0	1	1	2	0	2	1	1
11	1	2	1	0	0	1	0	1	1
12	1	1	1	0	5	1	2	2	2
13	2	1	3	1	3	1	3	2	2
14	1	1	3	1	1	1	0	1	1
15	0	3	0	2	1	0	2	1	1
16	2	1	0	0	0	1	1	1	1
17	1	1	0	0	3	0	3	2	1
18	1	0	0	2	1	1	0	1	1
19	0	0	0	1	0	1	0	0	0
20	0	0	1	0	0	0	0	0	0
21	0	0	0	1	0	0	0	0	0
22	0	0	0	0	0	1	0	0	0
23	1	1	0	0	0	0	1	1	0
24	0	0	0	0	0	0	0	0	0
7-19	12	12	10	9	16	12	14	13	12
6-22	12	12	11	10	16	13	15	14	13
6-24	13	13	11	10	16	13	16	14	13
0-24	13	13	11	10	16	13	16	14	13



Lincolnshire ATC 43

Produced by Road Data Services Ltd.

Channel 2 - Southeastbound

Average Speed

Week 1

Hr Ending	23/02/2023 Thursday	24/02/2023 Friday	25/02/2023 Saturday	26/02/2023 Sunday	27/02/2023 Monday	28/02/2023 Tuesday	01/03/2023 Wednesday
1	-	-	-	-	-	-	-
2	-	-	-	-	-	-	-
3	-	-	-	-	-	-	-
4	-	-	-	-	-	-	-
5	-	-	-	-	-	-	-
6	-	-	-	-	-	-	-
7	-	-	-	-	-	-	29.6
8	22.0	20.1	22.2	32.5	-	27.2	21.3
9	-	-	-	-	-	15.6	-
10	16.9	-	21.5	10.2	20.0	-	22.3
11	18.0	22.4	18.0	-	-	18.9	-
12	22.6	21.4	20.1	-	18.3	20.2	18.5
13	15.9	24.0	19.0	23.5	21.9	22.7	21.9
14	24.5	21.9	22.0	20.5	24.7	24.2	-
15	-	20.3	-	14.7	17.2	-	26.8
16	24.8	27.6	-	-	-	17.9	26.2
17	19.2	22.3	-	-	17.3	-	21.9
18	20.1	-	-	19.2	18.7	18.2	-
19	-	-	-	23.1	-	27.2	-
20	-	-	27.3	-	-	-	-
21	-	-	-	29.9	-	-	-
22	-	-	-	-	-	26.3	-
23	27.0	25.0	-	-	-	-	27.1
24	-	-	-	-	-	-	-

10-12	20.3	22.1	19.0	-	18.3	19.5	18.5
14-16	24.8	22.1	-	14.7	17.2	17.9	26.6
0-24	21.1	22.2	21.1	20.8	19.4	22.2	23.2

Average (ALL)	21.4
Weekday Inter-Peak	21.1

Channel 2 - Southeastbound

85th Percentile

Hr Ending	23/02/2023 Thursday	24/02/2023 Friday	25/02/2023 Saturday	26/02/2023 Sunday	27/02/2023 Monday	28/02/2023 Tuesday	01/03/2023 Wednesday
1	-	-	-	-	-	-	-
2	-	-	-	-	-	-	-
3	-	-	-	-	-	-	-
4	-	-	-	-	-	-	-
5	-	-	-	-	-	-	-
6	-	-	-	-	-	-	-
7	-	-	-	-	-	-	-
8	22.7	23.0	-	-	-	29.4	-
9	-	-	-	-	-	16.7	-
10	-	-	-	-	29.9	-	23.4
11	-	24.3	-	-	-	-	-
12	-	-	-	-	22.1	-	23.2
13	16.5	-	26.2	-	23.8	-	28.1
14	-	-	23.6	-	-	-	-
15	-	24.6	-	17.4	-	-	27.2
16	25.3	-	-	-	-	-	-
17	-	-	-	-	23.4	-	28.3
18	-	-	-	22.7	-	-	-
19	-	-	-	-	-	-	-
20	-	-	-	-	-	-	-
21	-	-	-	-	-	-	-
22	-	-	-	-	-	-	-
23	-	-	-	-	-	-	-
24	-	-	-	-	-	-	-

10-12	22.7	23.7	20.1	-	22.1	20.2	23.2
14-16	25.3	27.0	-	17.4	-	-	27.0
0-24	24.8	25.5	25.7	27.8	24.8	27.0	28.5

85th %ile (ALL)	26.5
Weekday Inter-Peak	25.4

Lincolnshire ATC 43

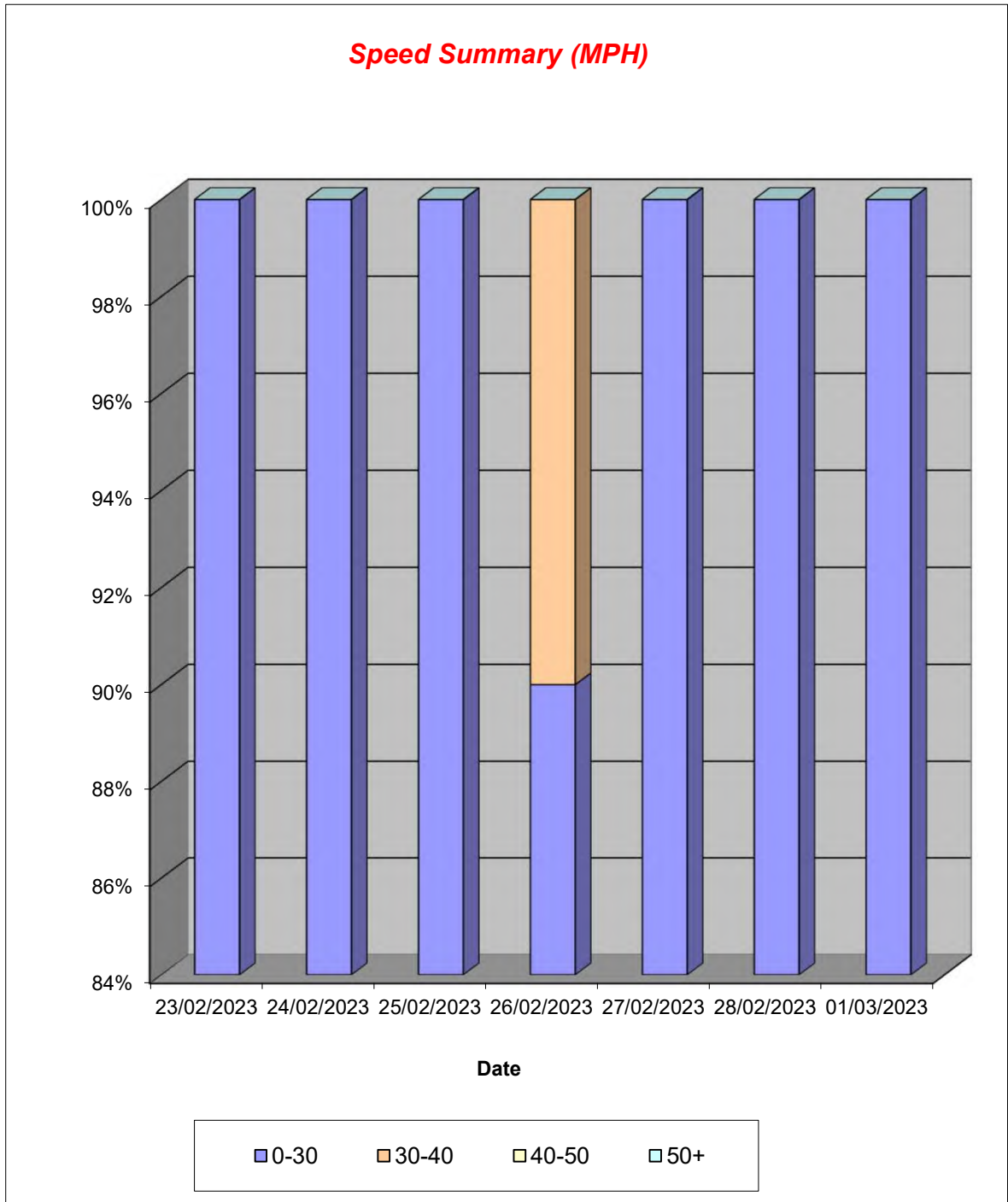
Produced by Road Data Services Ltd.

Channel 2 - Southeastbound

Speed Summary

Week 1

Speed (MPH)	23/02/2023 Thursday	24/02/2023 Friday	25/02/2023 Saturday	26/02/2023 Sunday	27/02/2023 Monday	28/02/2023 Tuesday	01/03/2023 Wednesday
0-30	13	13	11	9	16	13	16
30-40	0	0	0	1	0	0	0
40-50	0	0	0	0	0	0	0
50+	0	0	0	0	0	0	0
TOTAL	13	13	11	10	16	13	16



Lincolnshire ATC 43

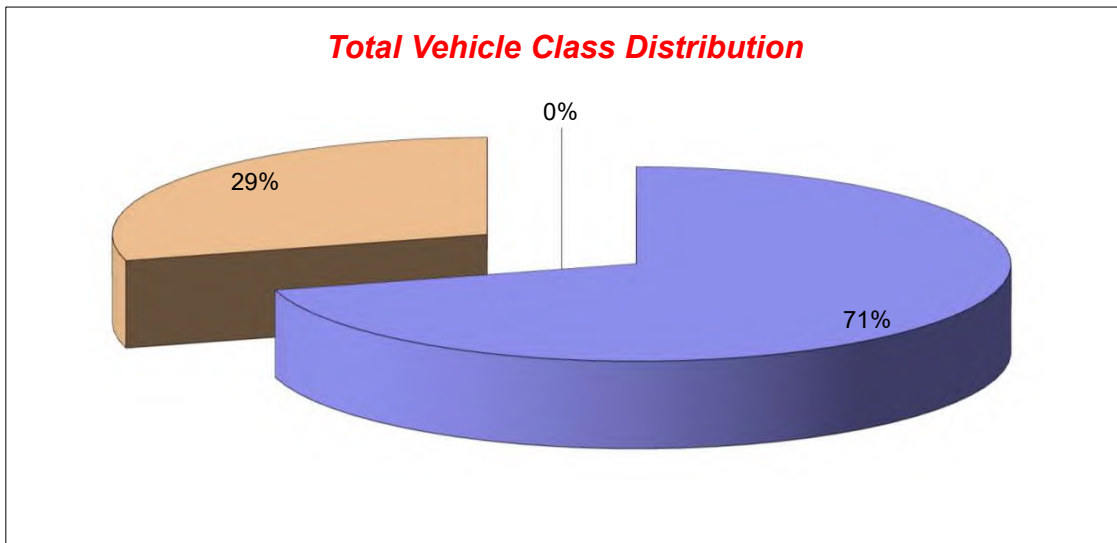
Produced by Road Data Services Ltd.

Channel 2 - Southeastbound

Vehicle Class

Week 1

Classes Day / Time	Car / LGV / Caravan - 1	OGV1 / Bus - 2,3,5,6,7,12	OGV2 - 4,8,9,10,11,13	TOTAL - 1-13
23/02/2023				
7-19	7	5	0	12
6-22	7	5	0	12
6-24	7	6	0	13
0-24	7	6	0	13
24/02/2023				
7-19	10	2	0	12
6-22	10	2	0	12
6-24	11	2	0	13
0-24	11	2	0	13
25/02/2023				
7-19	8	2	0	10
6-22	9	2	0	11
6-24	9	2	0	11
0-24	9	2	0	11
26/02/2023				
7-19	6	3	0	9
6-22	6	4	0	10
6-24	6	4	0	10
0-24	6	4	0	10
27/02/2023				
7-19	11	5	0	16
6-22	11	5	0	16
6-24	11	5	0	16
0-24	11	5	0	16
28/02/2023				
7-19	9	3	0	12
6-22	10	3	0	13
6-24	10	3	0	13
0-24	10	3	0	13
01/03/2023				
7-19	9	5	0	14
6-22	10	5	0	15
6-24	11	5	0	16
0-24	11	5	0	16
Average				
7-19	9	4	0	12
6-22	9	4	0	13
6-24	9	4	0	13
0-24	9	4	0	13



Lincolnshire ATC 44, Low Road

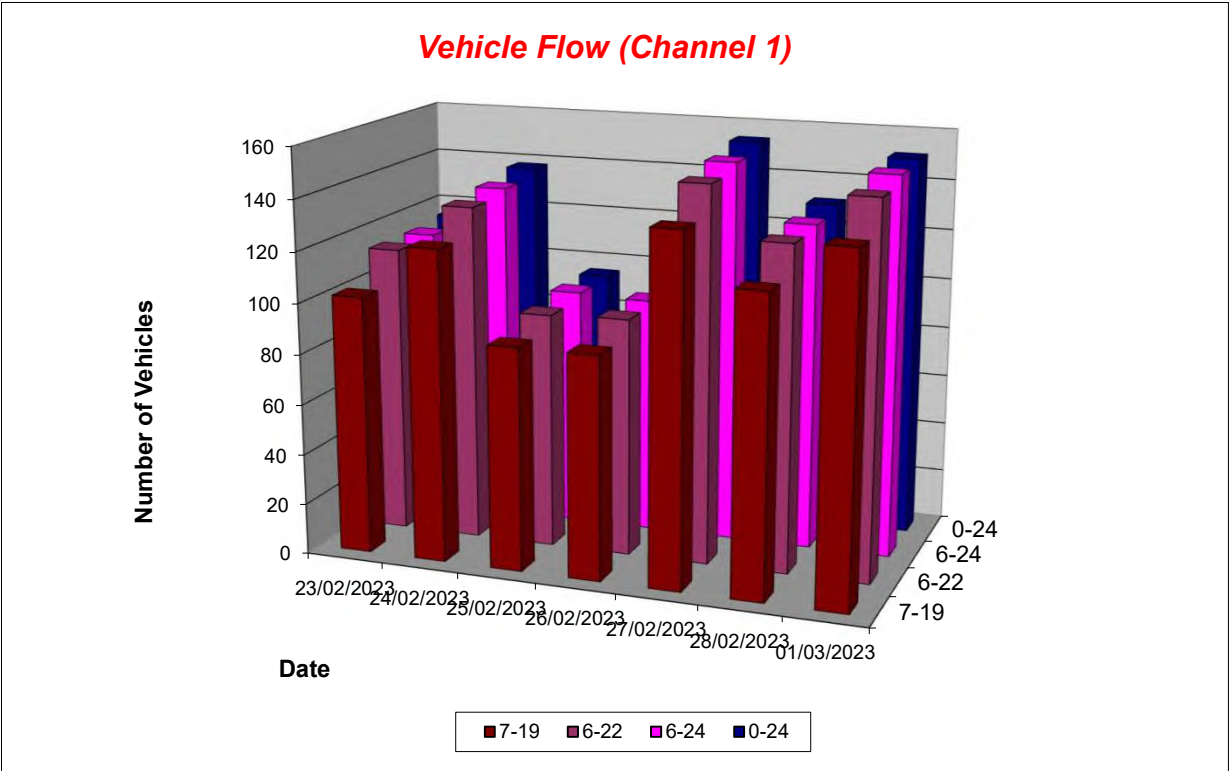
Produced by Road Data Services Ltd.

Channel 1 - Southbound

Vehicle Flow

Week 1

Hr Ending	23/02/2023 Thursday	24/02/2023 Friday	25/02/2023 Saturday	26/02/2023 Sunday	27/02/2023 Monday	28/02/2023 Tuesday	01/03/2023 Wednesday	Weekday Average	Average
1	0	0	0	0	0	0	0	0	0
2	0	0	0	0	0	0	0	0	0
3	0	0	0	0	0	0	0	0	0
4	0	0	0	0	0	0	0	0	0
5	0	0	0	0	1	1	0	0	0
6	2	3	0	0	2	1	1	2	1
7	2	1	1	1	5	4	3	3	2
8	9	6	3	3	4	7	11	7	6
9	9	12	2	5	16	14	16	13	11
10	8	13	6	8	9	16	9	11	10
11	7	4	7	3	8	6	14	8	7
12	12	15	9	7	10	12	10	12	11
13	10	11	13	11	9	8	14	10	11
14	9	11	14	7	8	7	9	9	9
15	8	19	6	8	14	16	15	14	12
16	9	10	12	10	21	11	10	12	12
17	9	12	6	13	19	9	11	12	11
18	6	7	3	8	16	10	9	10	8
19	6	3	7	5	3	1	7	4	5
20	2	4	2	4	3	3	4	3	3
21	6	3	2	0	1	2	4	3	3
22	2	2	0	1	2	2	1	2	1
23	0	0	1	0	2	1	2	1	1
24	0	2	1	0	1	0	1	1	1
7-19	102	123	88	88	137	117	135	123	113
6-22	114	133	93	94	148	128	147	134	122
6-24	114	135	95	94	151	129	150	136	124
0-24	116	138	95	94	154	131	151	138	126



Lincolnshire ATC 44, Low Road

Produced by Road Data Services Ltd.

Channel 1 - Southbound

Average Speed

Week 1

Hr Ending	23/02/2023 Thursday	24/02/2023 Friday	25/02/2023 Saturday	26/02/2023 Sunday	27/02/2023 Monday	28/02/2023 Tuesday	01/03/2023 Wednesday
1	-	-	-	-	-	-	-
2	-	-	-	-	-	-	-
3	-	-	-	-	-	-	-
4	-	-	-	-	-	-	-
5	-	-	-	-	32.6	30.6	-
6	30.5	35.8	-	-	33.3	30.9	34.4
7	38.2	44.6	34.2	33.9	34.3	39.2	36.6
8	33.1	33.6	35.2	34.9	29.0	28.2	32.5
9	28.1	30.7	21.4	26.3	30.4	30.5	29.9
10	30.3	34.9	26.5	31.1	32.2	25.6	30.3
11	35.7	28.4	32.5	28.2	29.8	32.4	26.4
12	33.6	30.8	32.0	28.4	28.3	28.6	31.6
13	28.2	29.4	31.7	32.3	30.3	29.9	30.7
14	33.1	28.8	26.9	28.1	32.0	31.2	28.8
15	38.3	32.4	31.3	31.3	34.0	33.9	33.4
16	31.8	33.9	28.5	30.6	30.1	32.2	31.1
17	31.2	30.4	29.2	32.4	30.7	35.1	29.2
18	29.6	31.4	33.6	25.5	32.5	30.3	32.6
19	31.3	37.3	27.8	32.5	40.3	28.9	30.7
20	38.2	35.4	31.5	33.2	29.9	33.3	35.9
21	32.8	34.4	37.2	-	24.2	29.6	30.0
22	33.5	28.0	-	33.9	28.2	27.6	32.4
23	-	-	25.3	-	31.1	37.6	29.5
24	-	29.9	33.4	-	25.5	-	24.2

10-12	34.4	30.3	32.2	28.4	29.0	29.9	28.5
14-16	34.9	32.9	29.4	30.9	31.7	33.2	32.5
0-24	32.3	31.9	29.9	30.5	31.2	30.9	30.8

Average (ALL)	31.1
Weekday Inter-Peak	31.8

Channel 1 - Southbound

85th Percentile

Hr Ending	23/02/2023 Thursday	24/02/2023 Friday	25/02/2023 Saturday	26/02/2023 Sunday	27/02/2023 Monday	28/02/2023 Tuesday	01/03/2023 Wednesday
1	-	-	-	-	-	-	-
2	-	-	-	-	-	-	-
3	-	-	-	-	-	-	-
4	-	-	-	-	-	-	-
5	-	-	-	-	-	-	-
6	31.0	45.1	-	-	34.5	-	-
7	43.0	-	-	-	36.9	42.5	42.5
8	38.8	37.4	41.8	40.7	33.9	35.1	37.7
9	33.3	37.3	32.4	35.4	35.3	37.0	36.6
10	35.7	42.5	33.2	37.7	37.3	29.9	33.3
11	38.5	33.2	37.2	31.5	40.6	36.3	33.0
12	39.8	34.0	36.5	35.3	34.5	37.8	35.7
13	37.0	36.3	35.5	42.5	34.9	35.5	36.2
14	39.5	36.2	34.0	35.1	39.2	39.9	33.2
15	45.4	37.4	35.2	35.5	38.7	42.1	41.7
16	38.2	37.1	34.4	36.9	38.5	41.6	38.6
17	41.2	38.8	34.3	40.9	38.3	40.4	40.0
18	38.8	36.0	34.7	33.4	37.1	34.6	37.9
19	37.6	44.4	33.4	34.1	48.4	-	40.1
20	39.4	37.7	34.8	35.2	32.6	38.5	41.3
21	39.2	36.9	43.1	-	-	34.4	35.8
22	34.0	29.6	-	-	28.8	28.3	-
23	-	-	-	-	37.2	-	30.3
24	-	30.6	-	-	-	-	-

10-12	39.7	34.0	36.8	34.5	37.6	38.0	34.8
14-16	42.4	37.5	34.9	36.4	39.1	42.0	40.6
0-24	39.6	38.3	36.2	38.1	37.9	38.3	37.8

85th %ile (ALL)	38.1
Weekday Inter-Peak	39.1

Lincolnshire ATC 44, Low Road

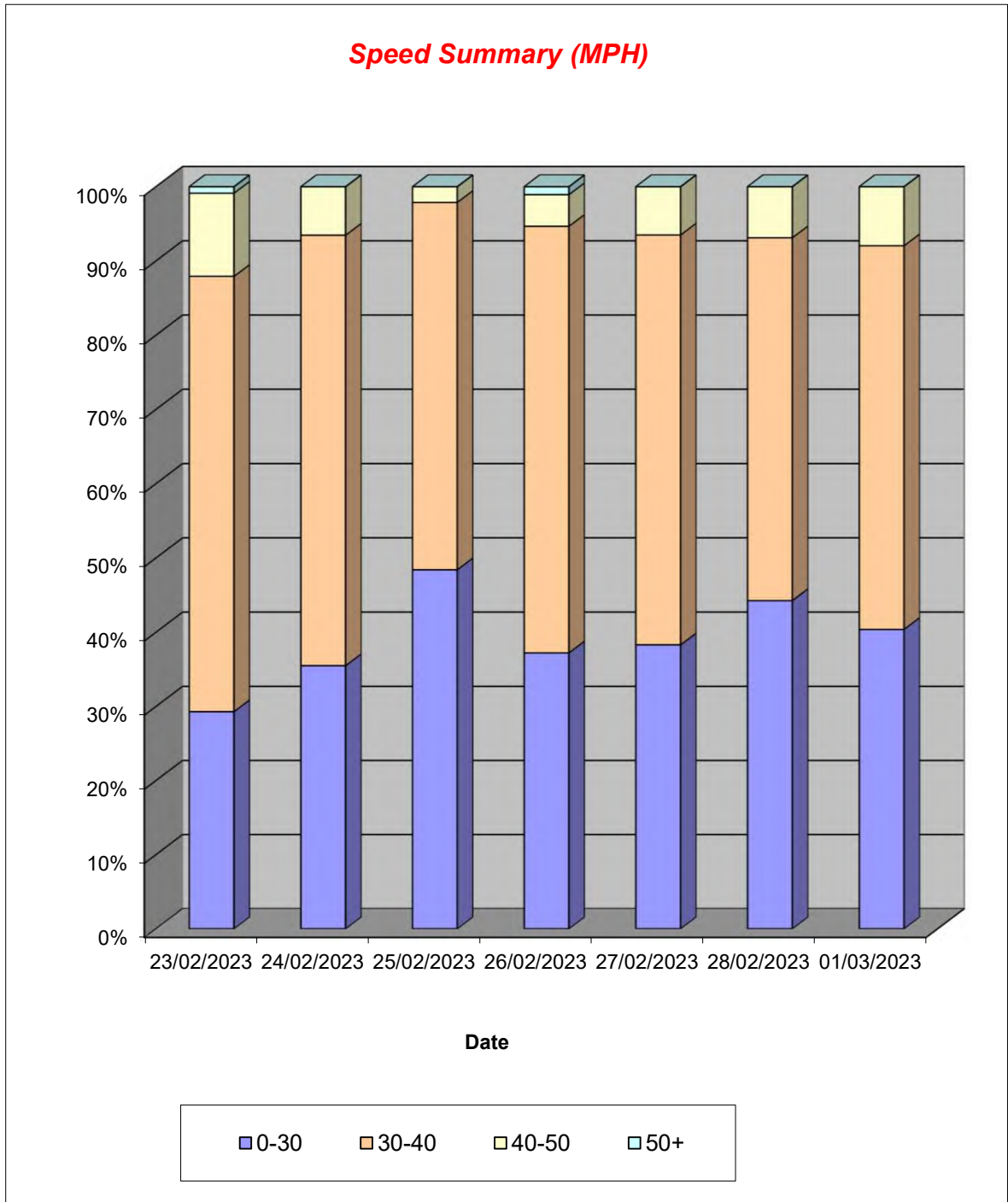
Produced by Road Data Services Ltd.

Channel 1 - Southbound

Speed Summary

Week 1

Speed (MPH)	23/02/2023 Thursday	24/02/2023 Friday	25/02/2023 Saturday	26/02/2023 Sunday	27/02/2023 Monday	28/02/2023 Tuesday	01/03/2023 Wednesday
0-30	34	49	46	35	59	58	61
30-40	68	80	47	54	85	64	78
40-50	13	9	2	4	10	9	12
50+	1	0	0	1	0	0	0
TOTAL	116	138	95	94	154	131	151



Lincolnshire ATC 44, Low Road

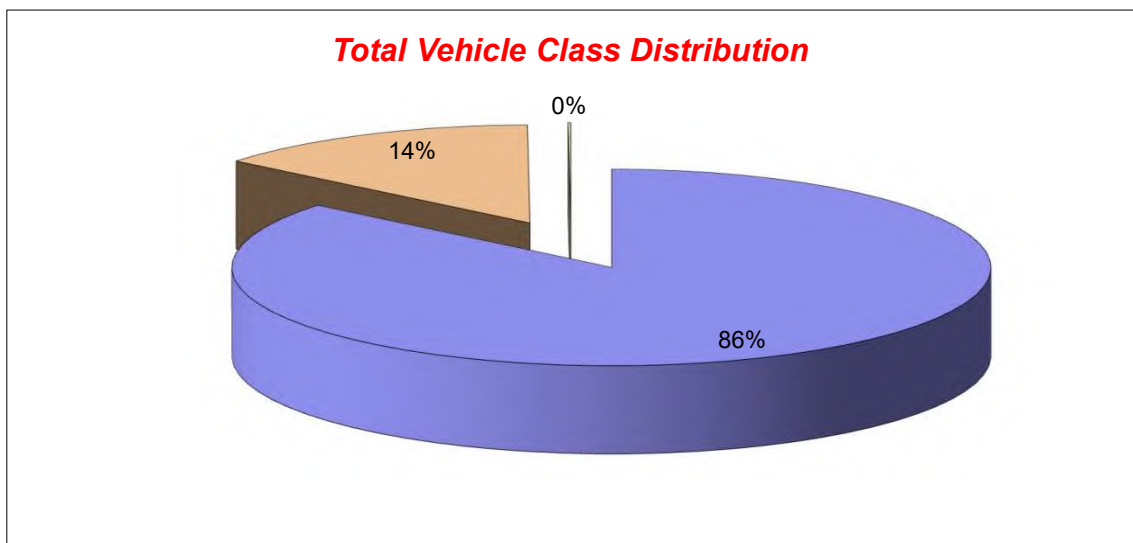
Produced by Road Data Services Ltd.

Channel 1 - Southbound

Vehicle Class

Week 1

Classes Day / Time	Car / LGV / Caravan - 1	OGV1 / Bus - 2,3,5,6,7,12	OGV2 - 4,8,9,10,11,13	TOTAL - 1-13
23/02/2023				
7-19	89	13	0	102
6-22	100	14	0	114
6-24	100	14	0	114
0-24	102	14	0	116
24/02/2023				
7-19	101	22	0	123
6-22	111	22	0	133
6-24	112	23	0	135
0-24	114	24	0	138
25/02/2023				
7-19	77	11	0	88
6-22	80	13	0	93
6-24	82	13	0	95
0-24	82	13	0	95
26/02/2023				
7-19	78	10	0	88
6-22	84	10	0	94
6-24	84	10	0	94
0-24	84	10	0	94
27/02/2023				
7-19	121	15	1	137
6-22	130	17	1	148
6-24	133	17	1	151
0-24	135	18	1	154
28/02/2023				
7-19	95	22	0	117
6-22	104	24	0	128
6-24	105	24	0	129
0-24	107	24	0	131
01/03/2023				
7-19	117	18	0	135
6-22	128	19	0	147
6-24	130	20	0	150
0-24	131	20	0	151
Average				
7-19	97	16	0	113
6-22	105	17	0	122
6-24	107	17	0	124
0-24	108	18	0	126



Lincolnshire ATC 44, Low Road

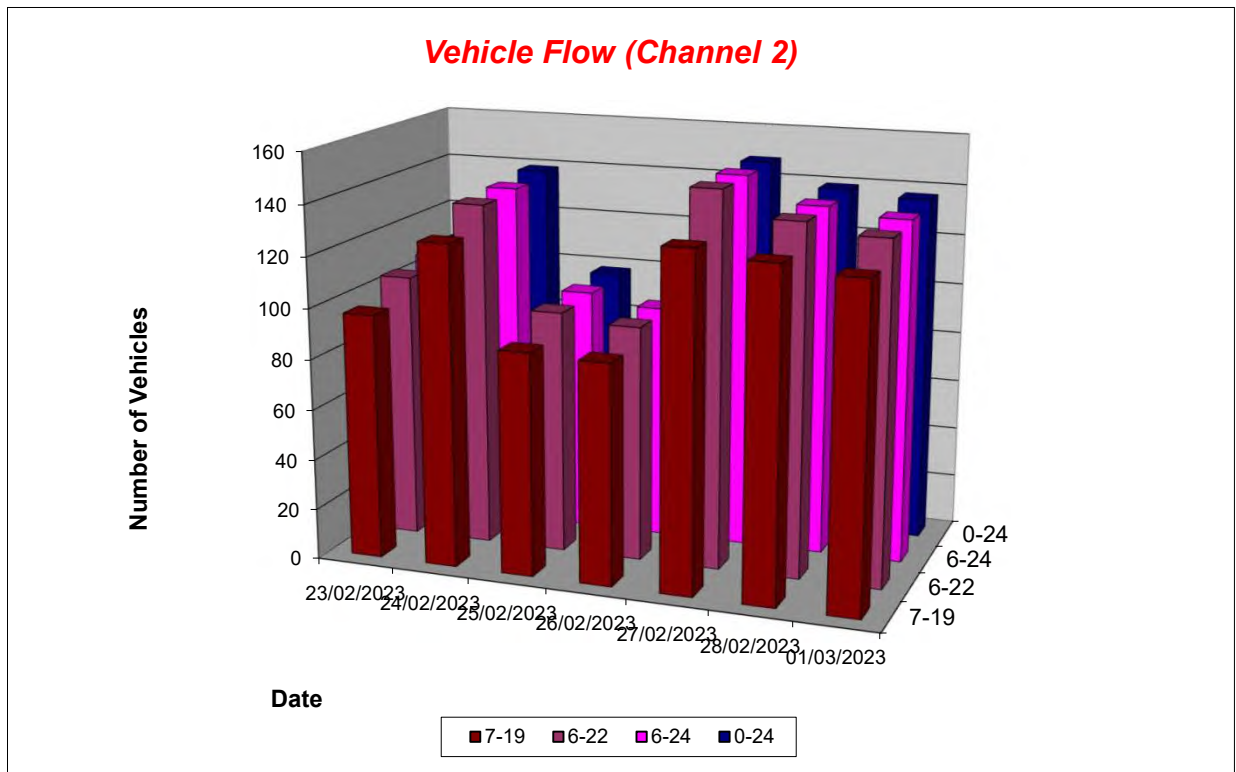
Produced by Road Data Services Ltd.

Channel 2 - Northbound

Vehicle Flow

Week 1

Hr Ending	23/02/2023 Thursday	24/02/2023 Friday	25/02/2023 Saturday	26/02/2023 Sunday	27/02/2023 Monday	28/02/2023 Tuesday	01/03/2023 Wednesday	Weekday Average	Average
1	0	0	0	0	0	0	0	0	0
2	0	0	0	1	0	0	0	0	0
3	0	0	0	0	0	0	0	0	0
4	0	0	0	0	0	0	0	0	0
5	0	1	0	0	0	0	0	0	0
6	2	1	1	0	0	1	2	1	1
7	0	1	1	0	10	5	1	3	3
8	5	2	0	2	3	7	9	5	4
9	8	19	6	2	10	16	16	14	11
10	7	6	8	5	11	9	6	8	7
11	9	5	5	14	9	8	6	7	8
12	9	13	11	8	13	8	5	10	10
13	8	7	14	13	12	13	16	11	12
14	4	11	11	7	7	16	13	10	10
15	8	9	5	5	10	9	10	9	8
16	17	16	8	7	20	13	12	16	13
17	11	17	10	9	22	13	13	15	14
18	9	12	8	12	7	9	16	11	10
19	2	10	2	3	8	8	4	6	5
20	3	4	1	2	3	0	5	3	3
21	4	2	2	3	3	3	0	2	2
22	1	2	4	1	0	1	2	1	2
23	1	0	0	0	0	0	0	0	0
24	1	1	1	0	0	0	1	1	1
7-19	97	127	88	87	132	129	126	122	112
6-22	105	136	96	93	148	138	134	132	121
6-24	107	137	97	93	148	138	135	133	122
0-24	109	139	98	94	148	139	137	134	123



Lincolnshire ATC 44, Low Road

Produced by Road Data Services Ltd.

Channel 2 - Northbound

Average Speed

Week 1

Hr Ending	23/02/2023 Thursday	24/02/2023 Friday	25/02/2023 Saturday	26/02/2023 Sunday	27/02/2023 Monday	28/02/2023 Tuesday	01/03/2023 Wednesday
1	-	-	-	-	-	-	-
2	-	-	-	36.4	-	-	-
3	-	-	-	-	-	-	-
4	-	-	-	-	-	-	-
5	-	27.4	-	-	-	-	-
6	29.5	39.2	6.8	-	-	27.7	31.0
7	-	39.4	24.9	-	31.6	28.9	14.4
8	32.2	32.4	-	30.6	31.8	30.7	26.5
9	30.0	32.0	31.8	27.0	35.5	33.6	32.4
10	29.6	28.4	29.0	30.8	28.7	31.6	31.1
11	31.0	32.4	30.6	33.6	29.4	34.8	35.2
12	30.0	30.6	34.9	33.5	30.9	30.6	31.3
13	32.9	31.9	26.6	32.3	30.9	32.0	30.4
14	26.4	33.7	31.6	31.5	33.5	32.5	30.7
15	29.0	29.2	33.8	29.2	31.0	32.8	28.9
16	35.2	35.3	33.2	28.2	34.2	30.3	29.2
17	30.0	32.7	31.7	27.3	29.2	31.6	29.2
18	35.0	33.4	36.5	30.2	33.9	38.6	35.6
19	26.0	34.8	36.3	26.5	31.5	30.6	29.0
20	35.2	33.3	43.0	38.2	29.5	-	30.3
21	32.1	35.8	34.7	36.2	27.8	31.1	-
22	33.4	23.9	32.1	28.5	-	26.9	34.8
23	24.7	-	-	-	-	-	-
24	34.3	35.6	32.1	-	-	-	34.6

10-12	30.5	31.1	33.6	33.6	30.3	32.7	33.4
14-16	33.2	33.1	33.5	28.6	33.2	31.3	29.1
0-24	31.5	32.6	31.6	31.2	31.4	32.2	30.9

Average (ALL)	31.7
Weekday Inter-Peak	31.8

Channel 2 - Northbound

85th Percentile

Hr Ending	23/02/2023 Thursday	24/02/2023 Friday	25/02/2023 Saturday	26/02/2023 Sunday	27/02/2023 Monday	28/02/2023 Tuesday	01/03/2023 Wednesday
1	-	-	-	-	-	-	-
2	-	-	-	-	-	-	-
3	-	-	-	-	-	-	-
4	-	-	-	-	-	-	-
5	-	-	-	-	-	-	-
6	32.0	-	-	-	-	-	33.3
7	-	-	-	-	36.7	36.8	-
8	41.3	35.2	-	32.9	39.6	36.9	31.5
9	35.4	40.1	34.1	32.8	43.5	40.2	36.0
10	32.5	32.2	31.6	37.7	34.8	37.0	34.5
11	37.3	36.6	35.5	40.3	37.7	39.8	42.4
12	33.5	36.0	41.9	46.1	36.8	33.5	34.4
13	39.2	35.1	33.2	37.4	36.8	37.8	34.2
14	31.6	39.9	35.4	40.2	38.2	37.0	35.0
15	32.8	35.2	37.5	41.2	37.7	39.3	42.5
16	39.8	41.3	42.0	37.1	38.9	37.0	36.7
17	38.3	37.3	37.5	34.6	39.4	36.5	35.9
18	40.7	39.4	40.9	34.7	39.7	45.0	40.1
19	31.6	40.4	41.5	36.3	36.7	32.8	33.1
20	39.5	35.7	-	43.3	35.4	-	36.0
21	36.2	37.2	38.1	44.9	31.0	35.4	-
22	-	38.8	35.3	-	-	-	39.6
23	-	-	-	-	-	-	-
24	-	-	-	-	-	-	-

10-12	35.6	36.3	40.3	42.9	37.3	37.3	39.5
14-16	38.5	39.8	40.8	38.9	38.8	38.0	39.8
0-24	37.7	38.9	38.4	39.4	38.6	38.2	37.7

85th %ile (ALL)	38.5
Weekday Inter-Peak	38.6

Lincolnshire ATC 44, Low Road

Produced by Road Data Services Ltd.


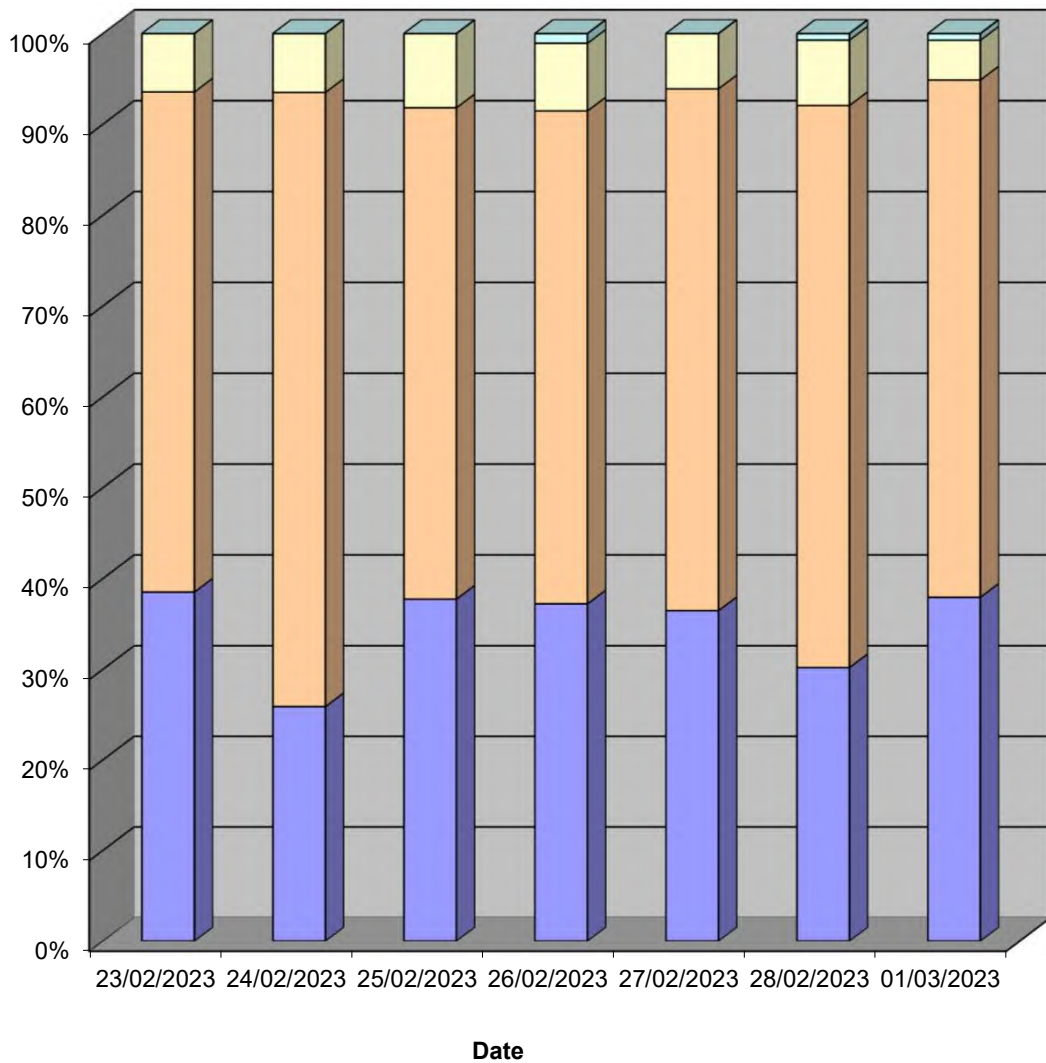
Channel 2 - Northbound

Speed Summary

Week 1

Speed (MPH)	23/02/2023 Thursday	24/02/2023 Friday	25/02/2023 Saturday	26/02/2023 Sunday	27/02/2023 Monday	28/02/2023 Tuesday	01/03/2023 Wednesday
0-30	42	36	37	35	54	42	52
30-40	60	94	53	51	85	86	78
40-50	7	9	8	7	9	10	6
50+	0	0	0	1	0	1	1
TOTAL	109	139	98	94	148	139	137

Speed Summary (MPH)



Lincolnshire ATC 44, Low Road

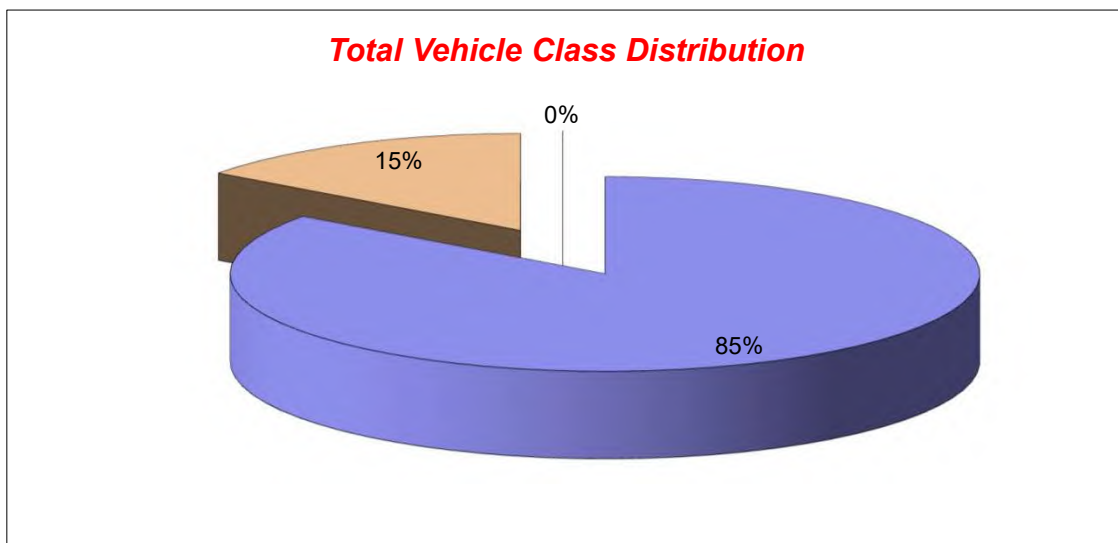
Produced by Road Data Services Ltd.

Channel 2 - Northbound

Vehicle Class

Week 1

Classes Day / Time	Car / LGV / Caravan - 1	OGV1 / Bus - 2,3,5,6,7,12	OGV2 - 4,8,9,10,11,13	TOTAL - 1-13
23/02/2023				
7-19	84	13	0	97
6-22	92	13	0	105
6-24	93	14	0	107
0-24	95	14	0	109
24/02/2023				
7-19	115	12	0	127
6-22	122	14	0	136
6-24	123	14	0	137
0-24	125	14	0	139
25/02/2023				
7-19	75	13	0	88
6-22	83	13	0	96
6-24	84	13	0	97
0-24	85	13	0	98
26/02/2023				
7-19	83	4	0	87
6-22	87	6	0	93
6-24	87	6	0	93
0-24	88	6	0	94
27/02/2023				
7-19	107	25	0	132
6-22	123	25	0	148
6-24	123	25	0	148
0-24	123	25	0	148
28/02/2023				
7-19	97	32	0	129
6-22	105	33	0	138
6-24	105	33	0	138
0-24	106	33	0	139
01/03/2023				
7-19	103	23	0	126
6-22	110	24	0	134
6-24	111	24	0	135
0-24	113	24	0	137
Average				
7-19	95	17	0	112
6-22	103	18	0	121
6-24	104	18	0	122
0-24	105	18	0	123



Lincolnshire ATC 45

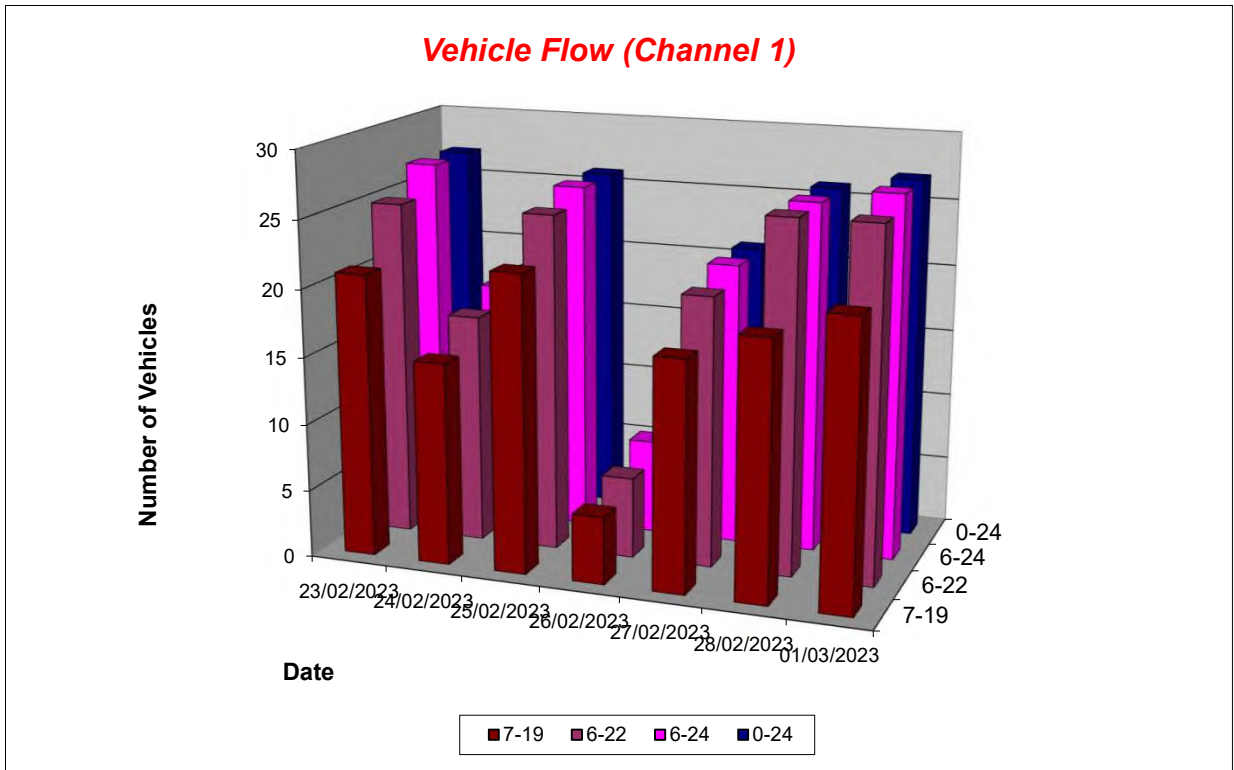
Produced by Road Data Services Ltd.

Channel 1 - Northwestbound

Vehicle Flow

Week 1

Hr Ending	23/02/2023 Thursday	24/02/2023 Friday	25/02/2023 Saturday	26/02/2023 Sunday	27/02/2023 Monday	28/02/2023 Tuesday	01/03/2023 Wednesday	Weekday Average	Average
1	0	0	0	0	0	0	0	0	0
2	0	0	0	0	0	0	0	0	0
3	0	0	0	0	0	0	0	0	0
4	0	0	0	0	0	0	0	0	0
5	0	0	0	0	0	0	0	0	0
6	0	0	0	0	0	0	0	0	0
7	1	0	2	0	1	4	2	2	1
8	2	0	1	0	0	0	3	1	1
9	1	1	0	1	0	0	2	1	1
10	2	2	1	1	3	2	2	2	2
11	4	1	2	0	3	2	1	2	2
12	2	1	0	0	0	0	1	1	1
13	1	1	6	1	3	1	0	1	2
14	2	1	5	0	1	1	3	2	2
15	2	3	2	1	1	3	2	2	2
16	0	2	2	0	3	3	0	2	1
17	3	1	1	1	2	4	4	3	2
18	1	2	2	0	1	2	3	2	2
19	1	0	0	0	0	1	0	0	0
20	1	1	1	1	1	2	1	1	1
21	1	1	0	0	0	1	1	1	1
22	1	0	0	0	1	0	1	1	0
23	2	1	0	1	0	0	1	1	1
24	0	0	1	0	1	0	0	0	0
7-19	21	15	22	5	17	19	21	19	17
6-22	25	17	25	6	20	26	26	23	21
6-24	27	18	26	7	21	26	27	24	22
0-24	27	18	26	7	21	26	27	24	22



Lincolnshire ATC 45

Produced by Road Data Services Ltd.

Channel 1 - Northwestbound

Average Speed

Week 1

Hr Ending	23/02/2023 Thursday	24/02/2023 Friday	25/02/2023 Saturday	26/02/2023 Sunday	27/02/2023 Monday	28/02/2023 Tuesday	01/03/2023 Wednesday
1	-	-	-	-	-	-	-
2	-	-	-	-	-	-	-
3	-	-	-	-	-	-	-
4	-	-	-	-	-	-	-
5	-	-	-	-	-	-	-
6	-	-	-	-	-	-	-
7	44.9	-	33.9	-	25.0	25.2	12.2
8	37.8	-	29.3	-	-	-	31.3
9	36.3	17.9	-	8.8	-	-	29.1
10	27.3	25.8	28.6	19.2	22.4	24.1	21.2
11	25.4	30.4	31.4	-	24.5	24.5	21.3
12	16.8	29.8	-	-	-	-	26.2
13	20.4	31.8	23.8	17.3	24.2	13.3	-
14	13.2	25.8	23.0	-	28.6	6.8	23.9
15	18.4	26.9	15.4	34.8	31.1	23.7	25.1
16	-	32.5	18.7	-	22.5	32.3	-
17	23.1	18.2	41.0	27.5	16.1	25.3	21.6
18	24.3	26.7	16.9	-	22.1	27.4	28.1
19	24.2	-	-	-	-	34.3	-
20	24.2	24.1	21.9	29.9	29.4	17.9	22.2
21	25.9	34.2	-	-	-	22.1	28.6
22	31.0	-	-	-	34.5	-	19.9
23	17.3	34.3	-	30.9	-	-	30.2
24	-	-	21.7	-	22.2	-	-

10-12	22.5	30.1	31.4	-	24.5	24.5	23.8
14-16	18.4	29.1	17.0	34.8	24.7	28.0	25.1
0-24	24.6	27.6	24.3	24.1	24.1	24.4	24.4

Average (ALL)	24.7
Weekday Inter-Peak	25.4

Channel 1 - Northwestbound

85th Percentile

Hr Ending	23/02/2023 Thursday	24/02/2023 Friday	25/02/2023 Saturday	26/02/2023 Sunday	27/02/2023 Monday	28/02/2023 Tuesday	01/03/2023 Wednesday
1	-	-	-	-	-	-	-
2	-	-	-	-	-	-	-
3	-	-	-	-	-	-	-
4	-	-	-	-	-	-	-
5	-	-	-	-	-	-	-
6	-	-	-	-	-	-	-
7	-	-	41.2	-	-	38.0	18.9
8	44.1	-	-	-	-	-	31.6
9	-	-	-	-	-	-	29.5
10	28.1	26.3	-	-	29.4	29.2	21.8
11	31.6	-	41.9	-	30.5	30.6	-
12	21.4	-	-	-	-	-	-
13	-	-	28.9	-	28.7	-	-
14	15.2	-	27.7	-	-	-	26.7
15	21.2	32.0	19.4	-	-	29.0	29.5
16	-	33.6	20.8	-	35.4	38.0	-
17	33.9	-	-	-	17.6	28.7	29.5
18	-	27.3	22.0	-	-	31.4	32.7
19	-	-	-	-	-	-	-
20	-	-	-	-	-	23.2	-
21	-	-	-	-	-	-	-
22	-	-	-	-	-	-	-
23	22.6	-	-	-	-	-	-
24	-	-	-	-	-	-	-

10-12	29.6	30.4	41.9	-	30.5	30.6	26.3
14-16	21.2	34.0	20.6	-	36.5	35.1	29.5
0-24	34.0	32.8	32.4	32.9	31.7	33.2	31.0

85th %ile (ALL)	32.7
Weekday Inter-Peak	32.8

Lincolnshire ATC 45

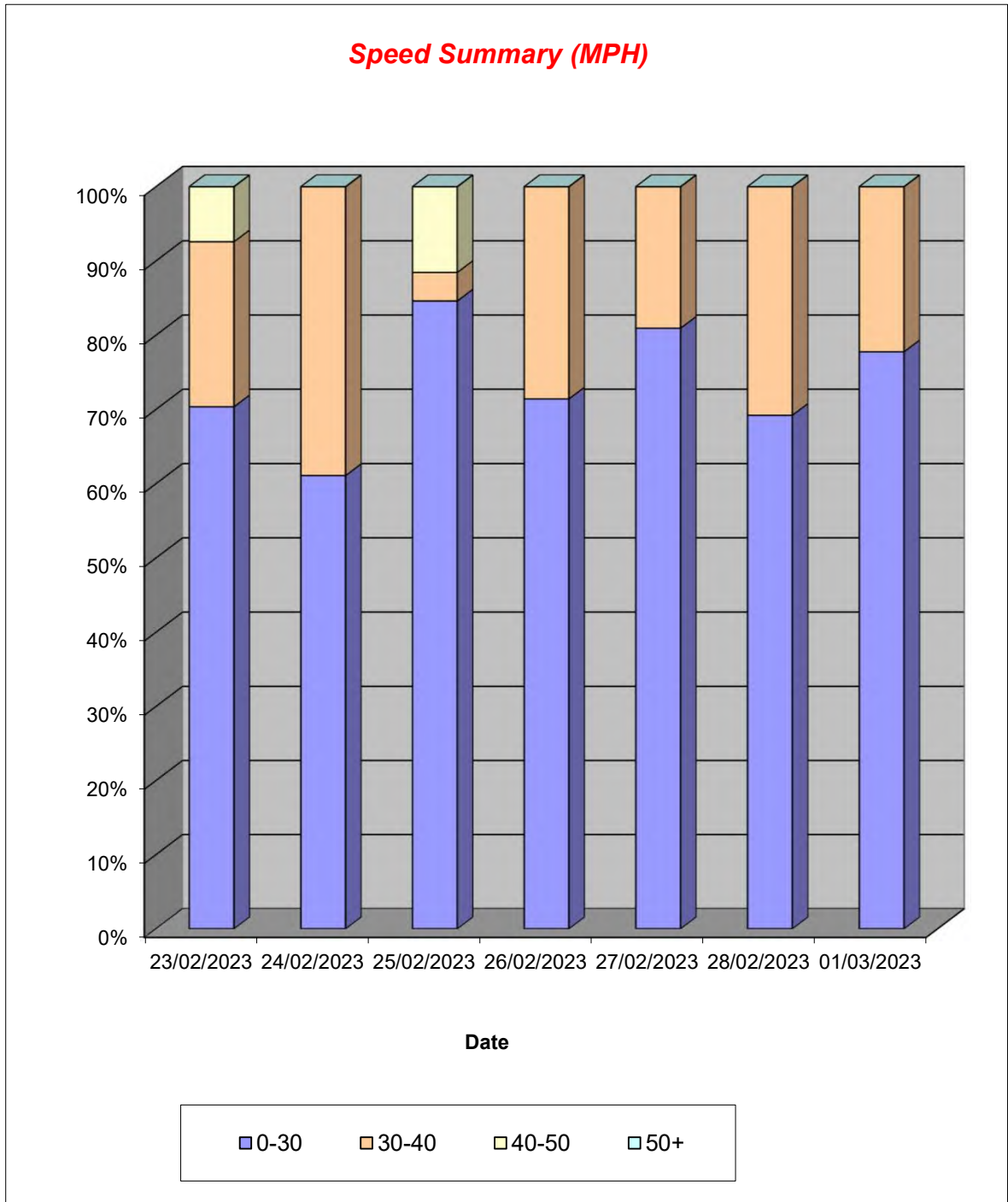
Produced by Road Data Services Ltd.

Channel 1 - Northwestbound

Speed Summary

Week 1

Speed (MPH)	23/02/2023 Thursday	24/02/2023 Friday	25/02/2023 Saturday	26/02/2023 Sunday	27/02/2023 Monday	28/02/2023 Tuesday	01/03/2023 Wednesday
0-30	19	11	22	5	17	18	21
30-40	6	7	1	2	4	8	6
40-50	2	0	3	0	0	0	0
50+	0	0	0	0	0	0	0
TOTAL	27	18	26	7	21	26	27



Lincolnshire ATC 45

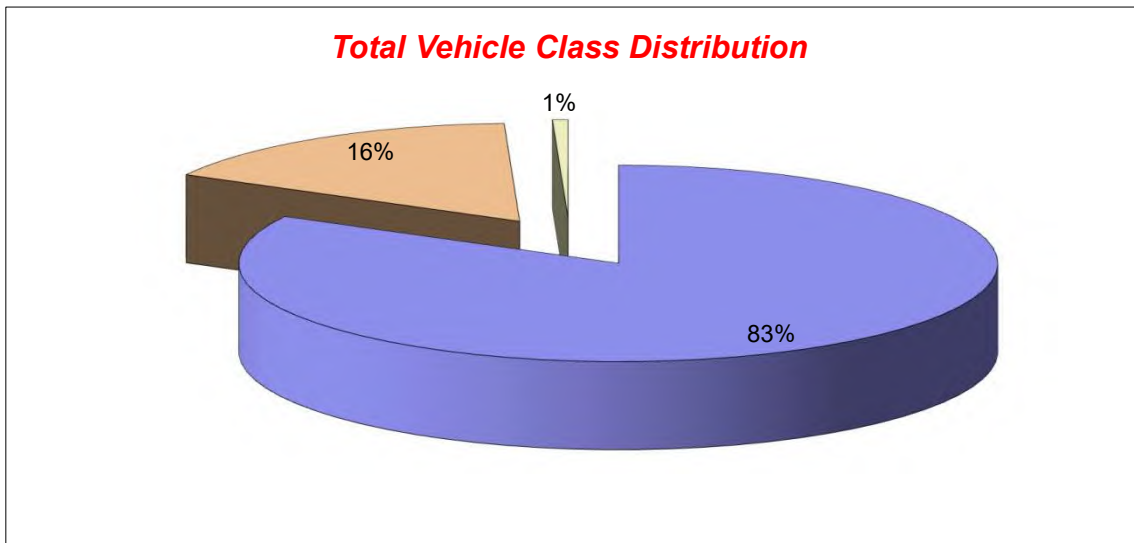
Produced by Road Data Services Ltd.

Channel 1 - Northwestbound

Vehicle Class

Week 1

Classes Day / Time	Car / LGV / Caravan - 1	OGV1 / Bus - 2,3,5,6,7,12	OGV2 - 4,8,9,10,11,13	TOTAL - 1-13
23/02/2023				
7-19	19	2	0	21
6-22	22	3	0	25
6-24	23	4	0	27
0-24	23	4	0	27
24/02/2023				
7-19	13	2	0	15
6-22	15	2	0	17
6-24	16	2	0	18
0-24	16	2	0	18
25/02/2023				
7-19	19	3	0	22
6-22	21	4	0	25
6-24	22	4	0	26
0-24	22	4	0	26
26/02/2023				
7-19	5	0	0	5
6-22	6	0	0	6
6-24	7	0	0	7
0-24	7	0	0	7
27/02/2023				
7-19	12	5	0	17
6-22	15	5	0	20
6-24	16	5	0	21
0-24	16	5	0	21
28/02/2023				
7-19	15	4	0	19
6-22	20	6	0	26
6-24	20	6	0	26
0-24	20	6	0	26
01/03/2023				
7-19	16	4	1	21
6-22	21	4	1	26
6-24	22	4	1	27
0-24	22	4	1	27
Average				
7-19	14	3	0	17
6-22	17	3	0	21
6-24	18	4	0	22
0-24	18	4	0	22



Lincolnshire ATC 45

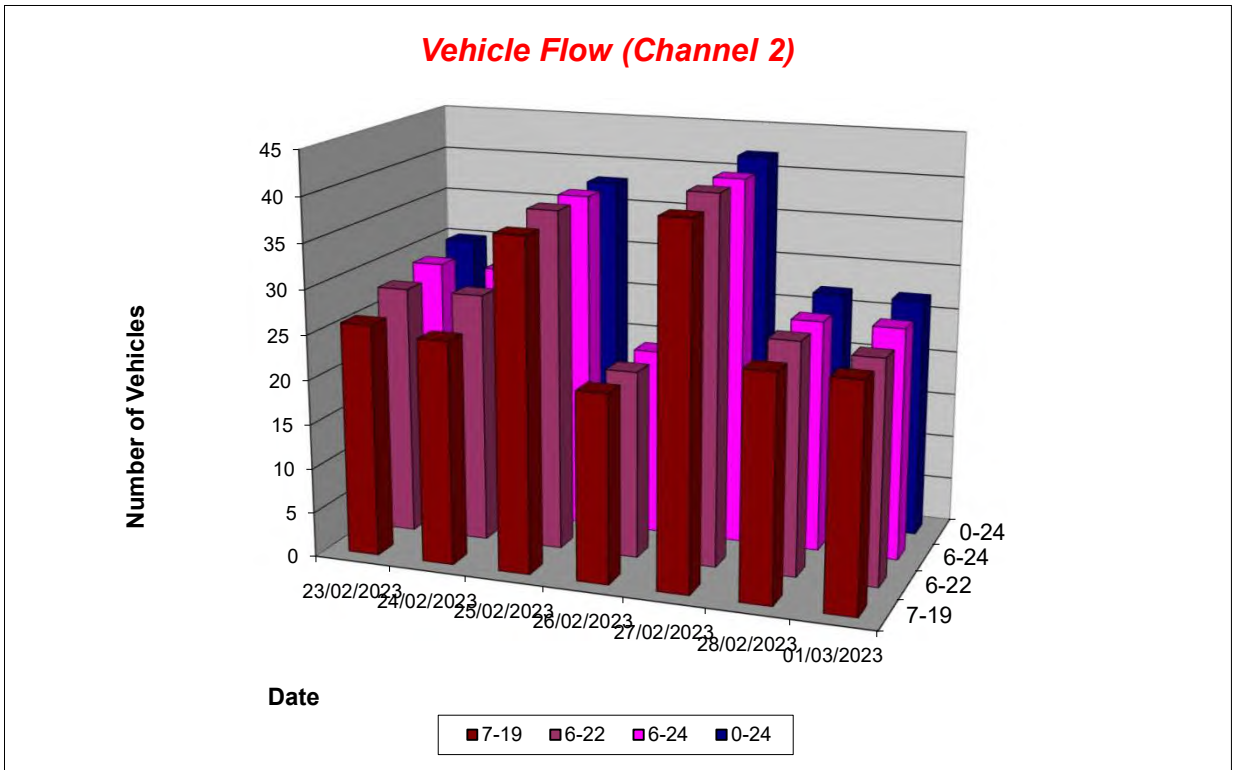
Produced by Road Data Services Ltd.

Channel 2 - Southeastbound

Vehicle Flow

Week 1

Hr Ending	23/02/2023 Thursday	24/02/2023 Friday	25/02/2023 Saturday	26/02/2023 Sunday	27/02/2023 Monday	28/02/2023 Tuesday	01/03/2023 Wednesday	Weekday Average	Average
1	0	0	0	0	0	0	0	0	0
2	0	0	0	0	0	0	0	0	0
3	0	0	0	0	0	0	0	0	0
4	0	0	0	0	0	0	0	0	0
5	0	0	0	0	0	0	0	0	0
6	1	1	0	0	1	1	1	1	1
7	2	1	0	0	1	0	0	1	1
8	2	2	3	1	1	4	4	3	2
9	3	2	1	3	1	2	1	2	2
10	2	0	1	2	4	3	2	2	2
11	3	6	2	2	5	2	3	4	3
12	4	0	0	0	8	2	4	4	3
13	1	3	7	2	7	3	2	3	4
14	2	3	8	3	2	0	2	2	3
15	1	3	7	3	2	0	1	1	2
16	3	0	4	1	2	0	0	1	1
17	1	3	2	2	4	2	3	3	2
18	3	3	1	1	2	3	3	3	2
19	1	0	1	1	2	4	0	1	1
20	0	0	1	0	0	0	0	0	0
21	0	1	0	0	0	0	0	0	0
22	0	1	0	0	0	1	0	0	0
23	1	1	0	0	0	0	1	1	0
24	0	0	0	0	0	0	0	0	0
7-19	26	25	37	21	40	25	25	28	28
6-22	28	28	38	21	41	26	25	30	30
6-24	29	29	38	21	41	26	26	30	30
0-24	30	30	38	21	42	27	27	31	31



Lincolnshire ATC 45

Produced by Road Data Services Ltd.

Channel 2 - Southeastbound

Average Speed

Week 1

Hr Ending	23/02/2023 Thursday	24/02/2023 Friday	25/02/2023 Saturday	26/02/2023 Sunday	27/02/2023 Monday	28/02/2023 Tuesday	01/03/2023 Wednesday
1	-	-	-	-	-	-	-
2	-	-	-	-	-	-	-
3	-	-	-	-	-	-	-
4	-	-	-	-	-	-	-
5	-	-	-	-	-	-	-
6	22.0	22.8	-	-	19.7	24.8	24.7
7	24.4	39.2	-	-	37.5	-	-
8	29.9	33.2	30.5	29.0	44.6	32.0	31.8
9	25.0	22.5	42.3	19.8	15.6	25.7	22.2
10	27.6	-	26.1	31.2	23.2	21.3	34.9
11	22.9	26.7	26.7	25.5	25.0	26.0	19.8
12	17.1	-	-	-	26.8	19.3	26.5
13	23.8	26.3	24.7	15.3	22.0	28.0	29.4
14	21.0	27.3	23.0	33.0	24.3	-	35.8
15	21.5	28.8	20.2	36.5	21.4	-	26.1
16	21.2	-	16.6	33.4	20.5	-	-
17	34.4	21.2	17.3	23.0	25.4	22.7	23.5
18	29.8	25.6	14.2	27.2	28.0	26.8	23.7
19	21.9	-	27.8	34.8	28.7	39.9	-
20	-	-	28.5	-	-	-	-
21	-	27.4	-	-	-	-	-
22	-	39.0	-	-	-	30.4	-
23	25.2	33.4	-	-	-	-	39.2
24	-	-	-	-	-	-	-

10-12	19.6	26.7	26.7	25.5	26.1	22.6	23.7
14-16	21.2	28.8	18.9	35.7	20.9	-	26.1
0-24	24.0	27.4	23.3	27.7	25.0	28.1	27.7

Average (ALL)	25.9
Weekday Inter-Peak	24.0

Channel 2 - Southeastbound

85th Percentile

Hr Ending	23/02/2023 Thursday	24/02/2023 Friday	25/02/2023 Saturday	26/02/2023 Sunday	27/02/2023 Monday	28/02/2023 Tuesday	01/03/2023 Wednesday
1	-	-	-	-	-	-	-
2	-	-	-	-	-	-	-
3	-	-	-	-	-	-	-
4	-	-	-	-	-	-	-
5	-	-	-	-	-	-	-
6	-	-	-	-	-	-	-
7	30.9	-	-	-	-	-	-
8	36.9	46.5	38.3	-	-	42.6	35.4
9	34.9	22.8	-	27.8	-	35.1	-
10	28.3	-	-	35.2	24.4	24.5	40.9
11	27.6	32.0	30.1	34.6	29.1	30.1	25.7
12	18.1	-	-	-	30.1	26.3	28.8
13	-	29.9	30.7	25.2	25.7	29.8	37.0
14	26.7	32.9	25.6	38.3	26.6	-	37.9
15	-	39.4	25.4	42.2	25.0	-	-
16	24.8	-	18.9	-	27.4	-	-
17	-	23.1	17.7	29.4	33.7	23.3	27.5
18	47.7	29.3	-	-	32.4	30.1	28.4
19	-	-	-	-	42.7	45.7	-
20	-	-	-	-	-	-	-
21	-	-	-	-	-	-	-
22	-	-	-	-	-	-	-
23	-	-	-	-	-	-	-
24	-	-	-	-	-	-	-

10-12	24.0	32.0	30.1	34.6	29.8	29.3	29.2
14-16	24.3	39.4	23.7	40.8	26.4	-	-
0-24	32.6	34.9	30.2	37.2	32.0	36.8	34.7

85th %ile (ALL)	33.9
Weekday Inter-Peak	30.0

Lincolnshire ATC 45

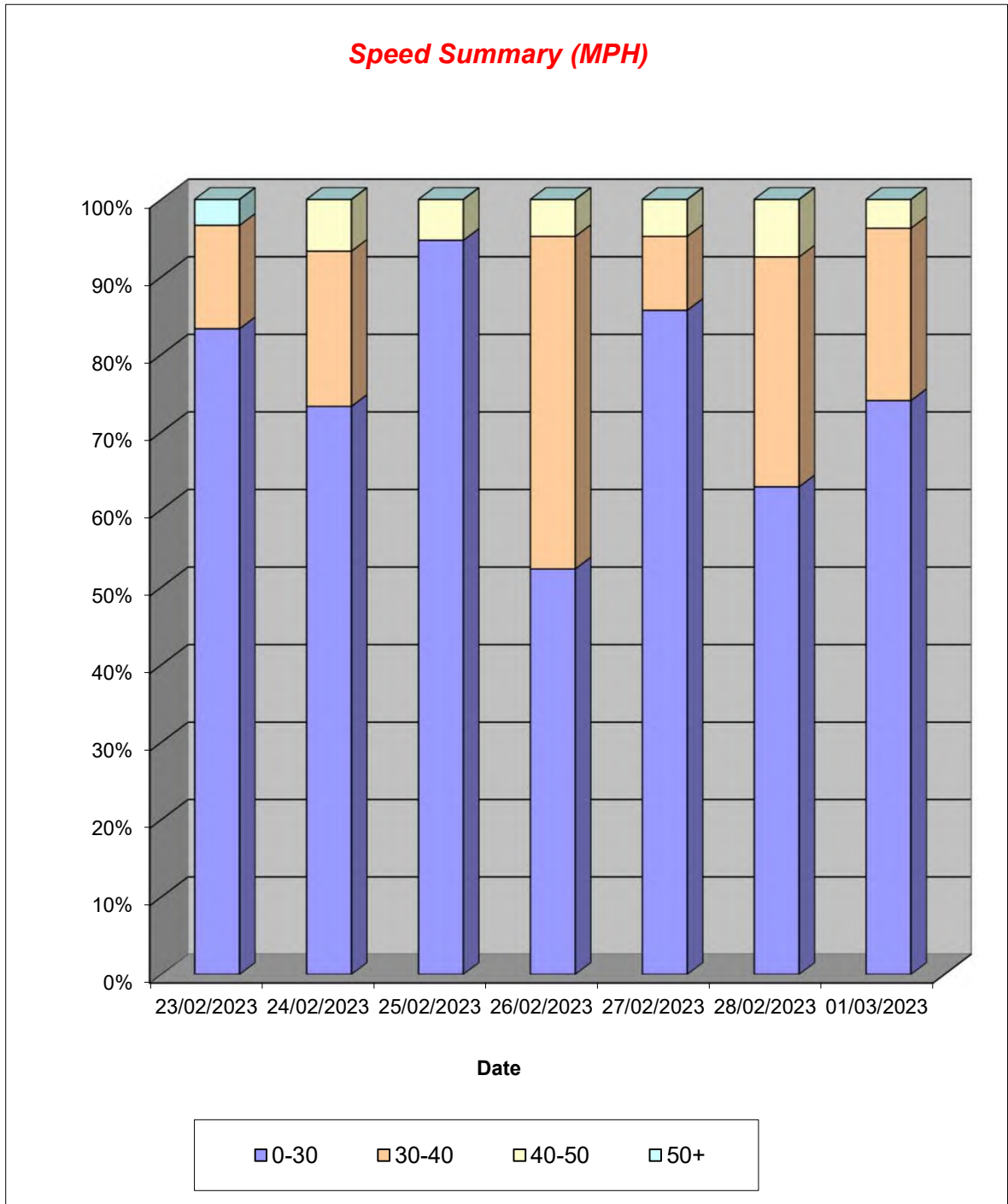
Produced by Road Data Services Ltd.

Channel 2 - Southeastbound

Speed Summary

Week 1

Speed (MPH)	23/02/2023 Thursday	24/02/2023 Friday	25/02/2023 Saturday	26/02/2023 Sunday	27/02/2023 Monday	28/02/2023 Tuesday	01/03/2023 Wednesday
0-30	25	22	36	11	36	17	20
30-40	4	6	0	9	4	8	6
40-50	0	2	2	1	2	2	1
50+	1	0	0	0	0	0	0
TOTAL	30	30	38	21	42	27	27



Lincolnshire ATC 45

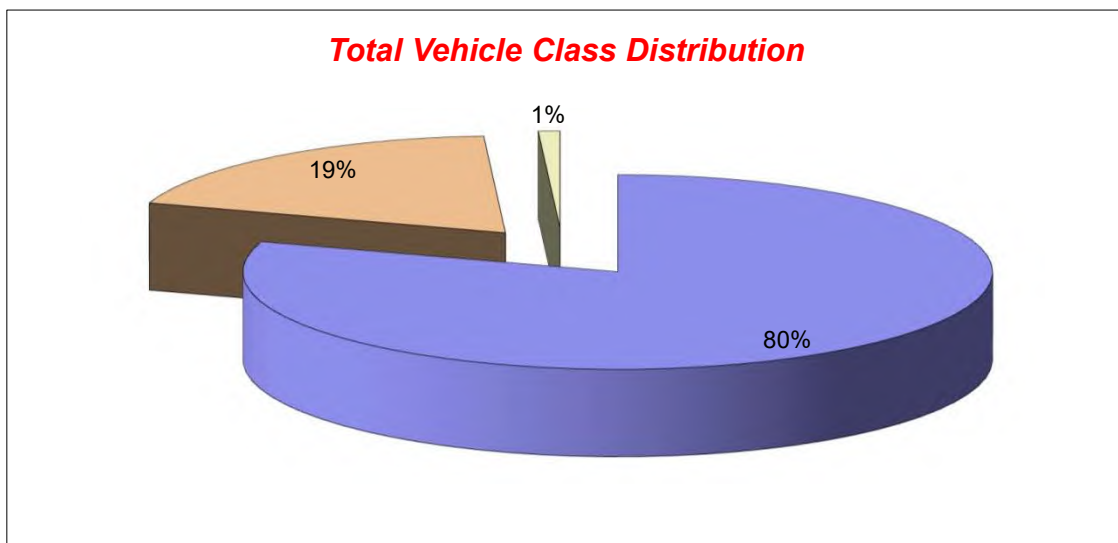
Produced by Road Data Services Ltd.

Channel 2 - Southeastbound

Vehicle Class

Week 1

Classes Day / Time	Car / LGV / Caravan - 1	OGV1 / Bus - 2,3,5,6,7,12	OGV2 - 4,8,9,10,11,13	TOTAL - 1-13
23/02/2023				
7-19	16	10	0	26
6-22	18	10	0	28
6-24	18	11	0	29
0-24	19	11	0	30
24/02/2023				
7-19	19	6	0	25
6-22	22	6	0	28
6-24	23	6	0	29
0-24	24	6	0	30
25/02/2023				
7-19	33	3	1	37
6-22	34	3	1	38
6-24	34	3	1	38
0-24	34	3	1	38
26/02/2023				
7-19	16	5	0	21
6-22	16	5	0	21
6-24	16	5	0	21
0-24	16	5	0	21
27/02/2023				
7-19	34	5	1	40
6-22	35	5	1	41
6-24	35	5	1	41
0-24	36	5	1	42
28/02/2023				
7-19	21	4	0	25
6-22	22	4	0	26
6-24	22	4	0	26
0-24	23	4	0	27
01/03/2023				
7-19	18	7	0	25
6-22	18	7	0	25
6-24	19	7	0	26
0-24	20	7	0	27
Average				
7-19	22	6	0	28
6-22	24	6	0	30
6-24	24	6	0	30
0-24	25	6	0	31



Lincolnshire ATC 46

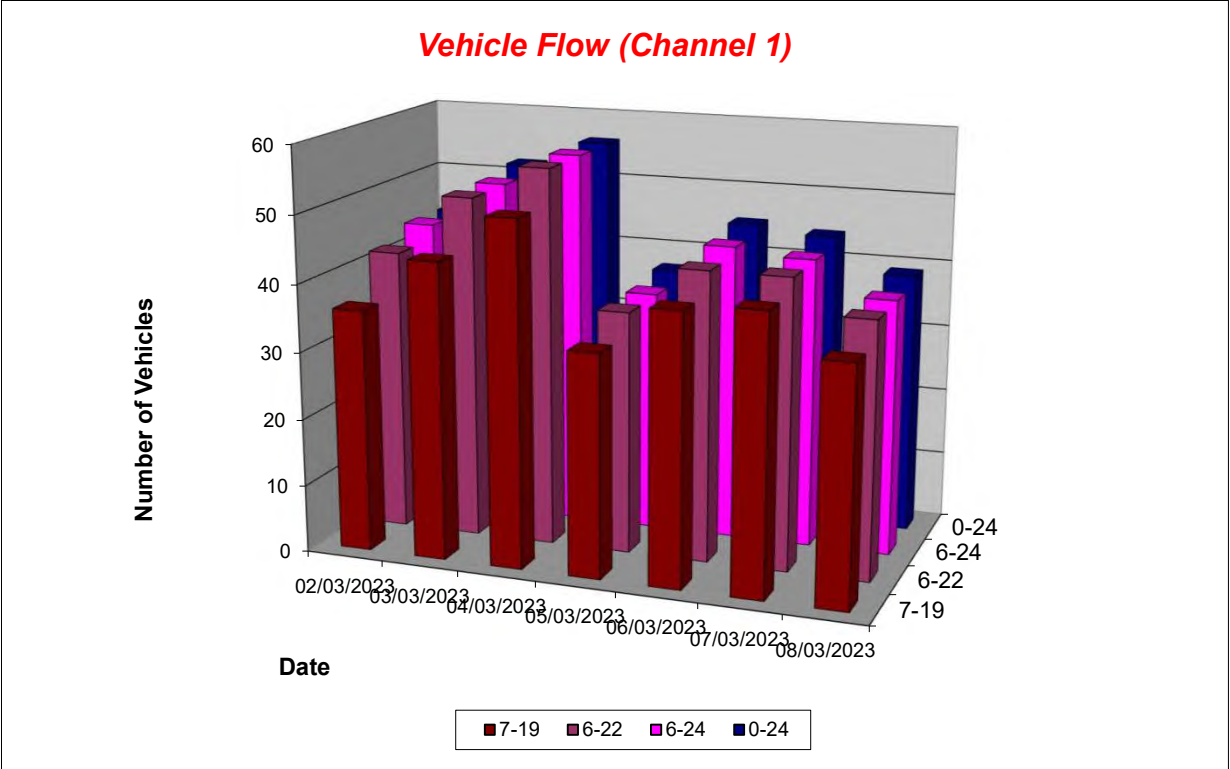
Produced by Road Data Services Ltd.

Channel 1 - Eastbound

Vehicle Flow

Week 1

Hr Ending	02/03/2023 Thursday	03/03/2023 Friday	04/03/2023 Saturday	05/03/2023 Sunday	06/03/2023 Monday	07/03/2023 Tuesday	08/03/2023 Wednesday	Weekday Average	Average
1	0	0	0	1	0	0	0	0	0
2	0	0	0	0	0	0	0	0	0
3	0	1	0	0	1	0	1	1	0
4	0	0	0	0	0	0	0	0	0
5	0	0	0	0	0	0	0	0	0
6	0	0	0	0	0	1	0	0	0
7	1	1	1	2	1	1	0	1	1
8	1	0	0	0	3	2	2	2	1
9	2	6	1	1	3	4	3	4	3
10	1	7	2	3	1	5	4	4	3
11	3	5	7	4	5	5	3	4	5
12	1	4	6	6	5	2	1	3	4
13	3	3	9	1	2	2	3	3	3
14	2	0	4	1	4	4	4	3	3
15	5	3	6	5	4	1	3	3	4
16	4	5	0	4	5	5	3	4	4
17	4	2	6	3	4	3	3	3	4
18	5	6	7	0	1	4	3	4	4
19	5	3	3	5	3	4	3	4	4
20	4	3	1	0	1	1	0	2	1
21	0	1	0	1	0	0	3	1	1
22	1	2	3	0	1	0	0	1	1
23	1	0	0	0	0	0	0	0	0
24	1	0	0	0	1	0	0	0	0
7-19	36	44	51	33	40	41	35	39	40
6-22	42	51	56	36	43	43	38	43	44
6-24	44	51	56	36	44	43	38	44	45
0-24	44	52	56	37	45	44	39	45	45



Lincolnshire ATC 46

Produced by Road Data Services Ltd.

Channel 1 - Eastbound

Average Speed

Week 1

Hr Ending	02/03/2023 Thursday	03/03/2023 Friday	04/03/2023 Saturday	05/03/2023 Sunday	06/03/2023 Monday	07/03/2023 Tuesday	08/03/2023 Wednesday
1	-	-	-	23.3	-	-	-
2	-	-	-	-	-	-	-
3	-	27.4	-	-	22.1	-	20.4
4	-	-	-	-	-	-	-
5	-	-	-	-	-	-	-
6	-	-	-	-	-	13.1	-
7	26.9	20.8	21.4	17.3	31.6	21.0	-
8	29.3	-	-	-	24.0	28.8	25.8
9	31.5	27.0	26.1	10.0	28.1	26.2	23.6
10	24.0	23.8	29.5	25.0	26.8	20.0	19.4
11	27.0	26.3	24.2	27.2	19.9	17.8	26.0
12	21.2	19.9	25.7	22.5	25.2	14.7	21.5
13	25.0	21.1	24.6	27.4	28.2	17.2	27.8
14	23.0	-	27.4	32.2	23.7	25.6	20.6
15	20.6	14.6	26.8	24.8	22.7	25.0	19.8
16	22.4	29.0	-	28.6	24.0	27.0	30.4
17	30.3	24.1	25.7	29.5	26.6	20.5	23.5
18	23.9	27.7	28.2	-	26.5	26.0	28.8
19	26.1	24.4	25.3	23.6	23.5	26.5	25.4
20	27.7	29.9	25.7	-	34.8	31.7	-
21	-	21.6	-	31.5	-	-	26.9
22	33.0	29.5	25.8	-	26.8	-	-
23	29.6	-	-	-	-	-	-
24	23.1	-	-	-	22.6	-	-

10-12	25.5	23.4	24.9	24.4	22.6	16.9	24.9
14-16	21.4	23.6	26.8	26.5	23.4	26.7	25.1
0-24	25.6	25.0	26.0	24.9	24.7	23.1	24.4

Average (ALL)	24.9
Weekday Inter-Peak	23.0

Channel 1 - Eastbound

85th Percentile

Hr Ending	02/03/2023 Thursday	03/03/2023 Friday	04/03/2023 Saturday	05/03/2023 Sunday	06/03/2023 Monday	07/03/2023 Tuesday	08/03/2023 Wednesday
1	-	-	-	-	-	-	-
2	-	-	-	-	-	-	-
3	-	-	-	-	-	-	-
4	-	-	-	-	-	-	-
5	-	-	-	-	-	-	-
6	-	-	-	-	-	-	-
7	-	-	-	23.5	-	-	-
8	-	-	-	-	30.5	33.5	28.3
9	31.8	35.0	-	-	29.3	29.9	30.7
10	-	31.8	31.0	29.1	-	26.6	27.2
11	31.5	31.3	27.4	34.9	25.7	21.4	32.4
12	-	27.5	28.0	28.8	34.2	16.3	-
13	26.9	26.1	28.3	-	34.6	22.4	33.1
14	27.4	-	29.6	-	29.5	29.4	24.5
15	26.2	21.4	29.6	27.7	28.7	-	22.9
16	24.2	34.5	-	34.7	26.8	29.7	33.1
17	34.3	26.2	29.0	30.3	28.4	28.4	29.5
18	26.9	31.4	32.3	-	-	30.3	30.2
19	28.0	27.5	28.2	27.9	25.9	33.0	32.0
20	33.4	32.0	-	-	-	-	-
21	-	-	-	-	-	-	28.4
22	-	30.6	30.2	-	-	-	-
23	-	-	-	-	-	-	-
24	-	-	-	-	-	-	-

10-12	30.2	30.5	27.8	31.7	30.7	20.4	30.8
14-16	25.8	33.0	29.6	31.5	28.0	29.3	31.3
0-24	30.5	32.0	29.6	31.4	30.6	29.7	30.6

85th %ile (ALL)	30.8
Weekday Inter-Peak	29.7

Lincolnshire ATC 46

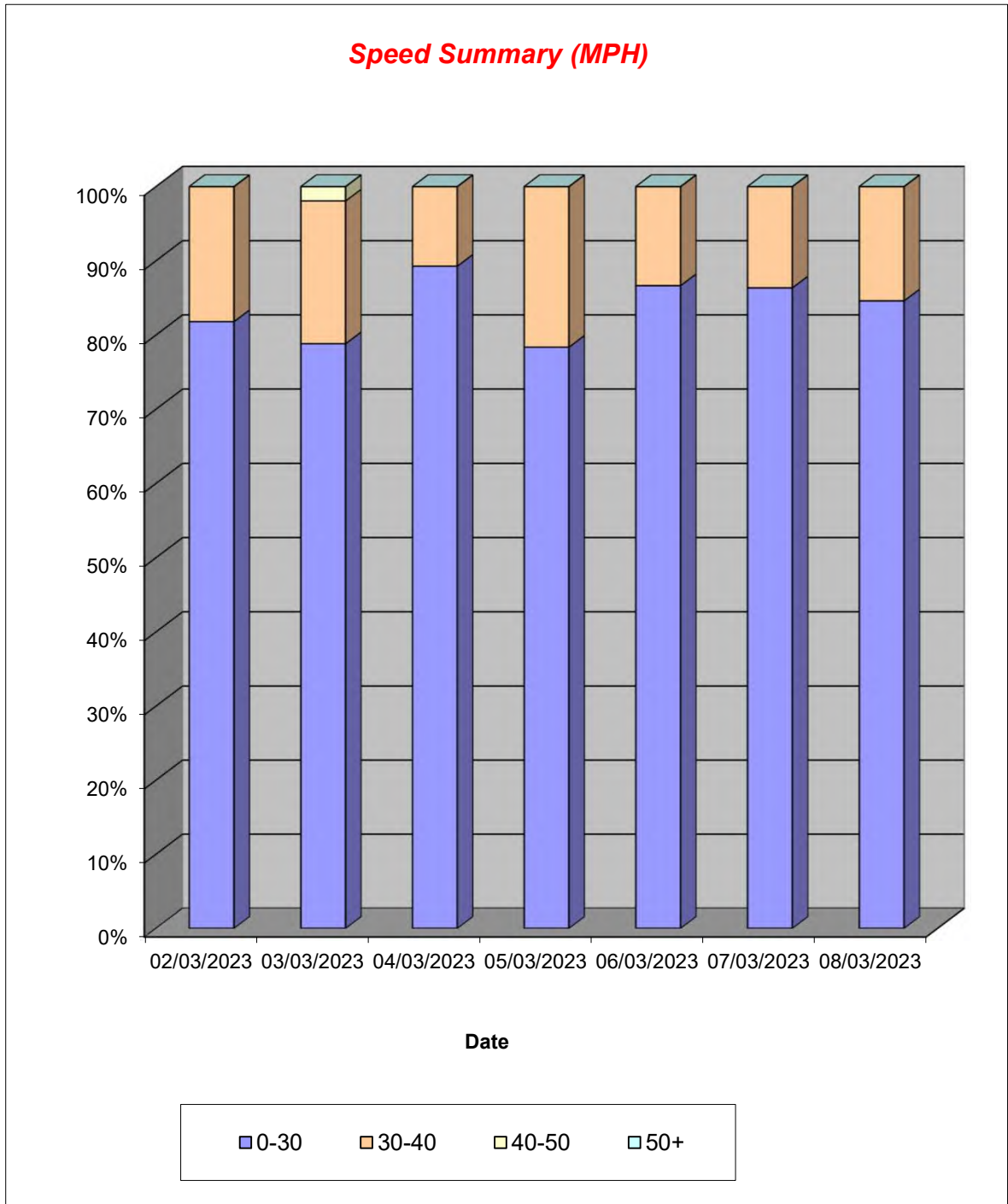
Produced by Road Data Services Ltd.

Channel 1 - Eastbound

Speed Summary

Week 1

Speed (MPH)	02/03/2023 Thursday	03/03/2023 Friday	04/03/2023 Saturday	05/03/2023 Sunday	06/03/2023 Monday	07/03/2023 Tuesday	08/03/2023 Wednesday
0-30	36	41	50	29	39	38	33
30-40	8	10	6	8	6	6	6
40-50	0	1	0	0	0	0	0
50+	0	0	0	0	0	0	0
TOTAL	44	52	56	37	45	44	39



Lincolnshire ATC 46

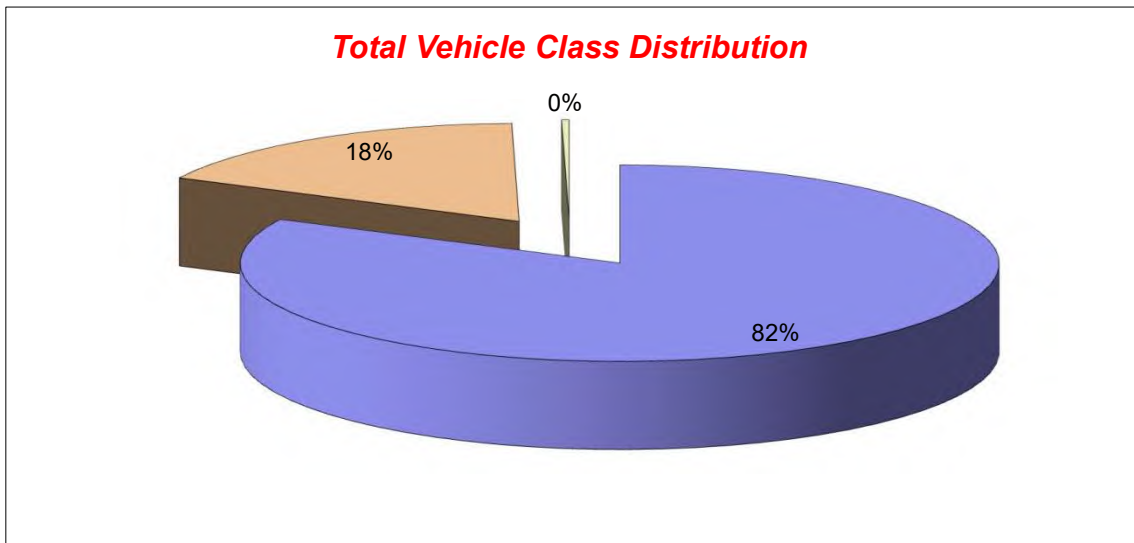
Produced by Road Data Services Ltd.

Channel 1 - Eastbound

Vehicle Class

Week 1

Classes Day / Time	Car / LGV / Caravan - 1	OGV1 / Bus - 2,3,5,6,7,12	OGV2 - 4,8,9,10,11,13	TOTAL - 1-13
02/03/2023				
7-19	33	3	0	36
6-22	39	3	0	42
6-24	41	3	0	44
0-24	41	3	0	44
03/03/2023				
7-19	37	7	0	44
6-22	44	7	0	51
6-24	44	7	0	51
0-24	45	7	0	52
04/03/2023				
7-19	44	7	0	51
6-22	48	8	0	56
6-24	48	8	0	56
0-24	48	8	0	56
05/03/2023				
7-19	26	7	0	33
6-22	29	7	0	36
6-24	29	7	0	36
0-24	30	7	0	37
06/03/2023				
7-19	34	6	0	40
6-22	37	6	0	43
6-24	37	7	0	44
0-24	38	7	0	45
07/03/2023				
7-19	29	12	0	41
6-22	31	12	0	43
6-24	31	12	0	43
0-24	32	12	0	44
08/03/2023				
7-19	23	11	1	35
6-22	26	11	1	38
6-24	26	11	1	38
0-24	27	11	1	39
Average				
7-19	32	8	0	40
6-22	36	8	0	44
6-24	37	8	0	45
0-24	37	8	0	45



Lincolnshire ATC 46

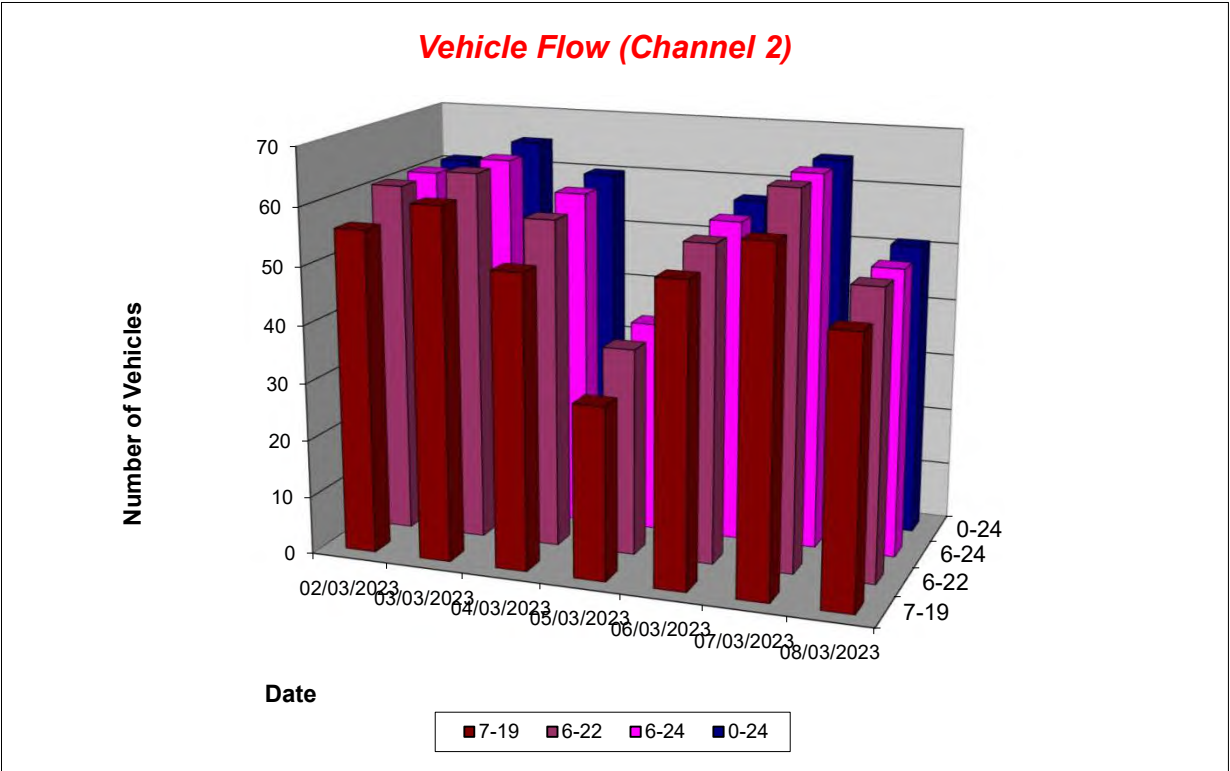
Produced by Road Data Services Ltd.

Channel 2 - Westbound

Vehicle Flow

Week 1

Hr Ending	02/03/2023 Thursday	03/03/2023 Friday	04/03/2023 Saturday	05/03/2023 Sunday	06/03/2023 Monday	07/03/2023 Tuesday	08/03/2023 Wednesday	Weekday Average	Average
1	0	0	0	0	0	0	0	0	0
2	0	0	0	0	0	0	0	0	0
3	0	0	0	0	0	0	0	0	0
4	0	1	0	0	1	0	1	1	0
5	0	0	0	0	0	0	0	0	0
6	0	0	1	0	0	0	0	0	0
7	0	0	3	3	2	2	0	1	1
8	3	5	2	0	5	3	2	4	3
9	9	9	0	0	5	9	8	8	6
10	6	6	9	2	5	9	4	6	6
11	3	6	5	3	5	7	8	6	5
12	4	2	2	2	4	4	7	4	4
13	5	3	5	3	3	6	2	4	4
14	5	4	9	5	9	1	4	5	5
15	1	5	4	3	5	7	4	4	4
16	9	8	4	6	1	4	4	5	5
17	2	4	5	0	4	7	2	4	3
18	3	4	4	4	4	2	0	3	3
19	6	5	2	2	2	0	1	3	3
20	3	0	0	2	1	1	1	1	1
21	2	2	3	0	0	1	3	2	2
22	0	1	0	1	0	2	0	1	1
23	0	0	1	1	1	0	0	0	0
24	0	0	1	0	0	0	0	0	0
7-19	56	61	51	30	52	59	46	55	51
6-22	61	64	57	36	55	65	50	59	55
6-24	61	64	59	37	56	65	50	59	56
0-24	61	65	60	37	57	65	51	60	57



Lincolnshire ATC 46

Produced by Road Data Services Ltd.

Channel 2 - Westbound

Average Speed

Week 1

Hr Ending	02/03/2023 Thursday	03/03/2023 Friday	04/03/2023 Saturday	05/03/2023 Sunday	06/03/2023 Monday	07/03/2023 Tuesday	08/03/2023 Wednesday
1	-	-	-	-	-	-	-
2	-	-	-	-	-	-	-
3	-	-	-	-	-	-	-
4	-	26.3	-	-	28.2	-	28.0
5	-	-	-	-	-	-	-
6	-	-	28.6	-	-	-	-
7	-	-	34.8	28.4	32.5	27.1	-
8	30.8	26.9	24.0	-	24.5	29.3	26.4
9	23.6	25.9	-	-	26.0	25.5	24.6
10	23.2	24.8	26.5	31.8	22.9	23.1	18.8
11	26.0	26.1	26.4	22.2	23.4	20.2	24.3
12	17.7	21.3	26.6	28.4	24.8	21.0	28.1
13	18.3	25.4	23.6	25.2	30.4	23.5	23.5
14	25.2	26.8	25.2	24.0	25.7	25.6	28.5
15	32.7	28.2	26.1	24.9	24.1	25.4	24.5
16	20.2	27.0	25.1	23.3	27.5	23.0	23.4
17	22.0	26.2	20.5	-	24.8	27.6	27.9
18	26.6	26.6	21.6	17.9	28.0	22.5	-
19	27.1	25.0	23.3	26.4	26.4	-	20.0
20	26.8	-	-	24.5	33.6	24.2	22.7
21	29.3	27.8	26.1	-	-	28.4	29.9
22	-	29.3	-	16.5	-	22.4	-
23	-	-	24.8	38.1	26.9	-	-
24	-	-	24.1	-	-	-	-

10-12	21.2	24.9	26.5	24.7	24.0	20.5	26.1
14-16	21.5	27.5	25.6	23.8	24.7	24.5	24.0
0-24	23.8	26.2	25.3	24.6	25.8	24.3	25.2

Average (ALL)	25.0
Weekday Inter-Peak	24.1

Channel 2 - Westbound

85th Percentile

Hr Ending	02/03/2023 Thursday	03/03/2023 Friday	04/03/2023 Saturday	05/03/2023 Sunday	06/03/2023 Monday	07/03/2023 Tuesday	08/03/2023 Wednesday
1	-	-	-	-	-	-	-
2	-	-	-	-	-	-	-
3	-	-	-	-	-	-	-
4	-	-	-	-	-	-	-
5	-	-	-	-	-	-	-
6	-	-	-	-	-	-	-
7	-	-	38.9	32.7	33.2	27.5	-
8	37.0	34.9	24.4	-	28.4	31.0	30.1
9	30.3	32.7	-	-	31.0	31.8	30.4
10	28.0	29.8	32.3	38.3	24.4	27.7	25.7
11	29.1	29.3	30.9	24.8	29.6	25.1	31.2
12	23.4	23.3	27.1	30.3	29.5	28.5	31.5
13	23.8	27.8	31.0	27.1	33.5	32.7	28.8
14	29.3	36.7	31.3	30.5	32.6	-	34.5
15	-	33.6	28.9	28.7	30.7	29.6	32.3
16	25.6	32.7	33.0	34.0	-	28.1	31.3
17	24.1	31.9	25.1	-	27.7	34.3	28.5
18	33.4	28.7	29.9	25.8	35.0	23.8	-
19	32.5	31.0	24.0	32.8	28.7	-	-
20	28.2	-	-	27.0	-	-	-
21	29.6	33.2	30.6	-	-	-	32.4
22	-	-	-	-	-	24.0	-
23	-	-	-	-	-	-	-
24	-	-	-	-	-	-	-

10-12	27.6	28.5	30.3	28.6	29.6	26.5	32.0
14-16	27.9	33.1	31.6	32.9	30.9	29.2	31.9
0-24	30.3	32.1	31.5	32.2	31.4	30.4	31.6

85th %ile (ALL)	31.3
Weekday Inter-Peak	30.4

Lincolnshire ATC 46

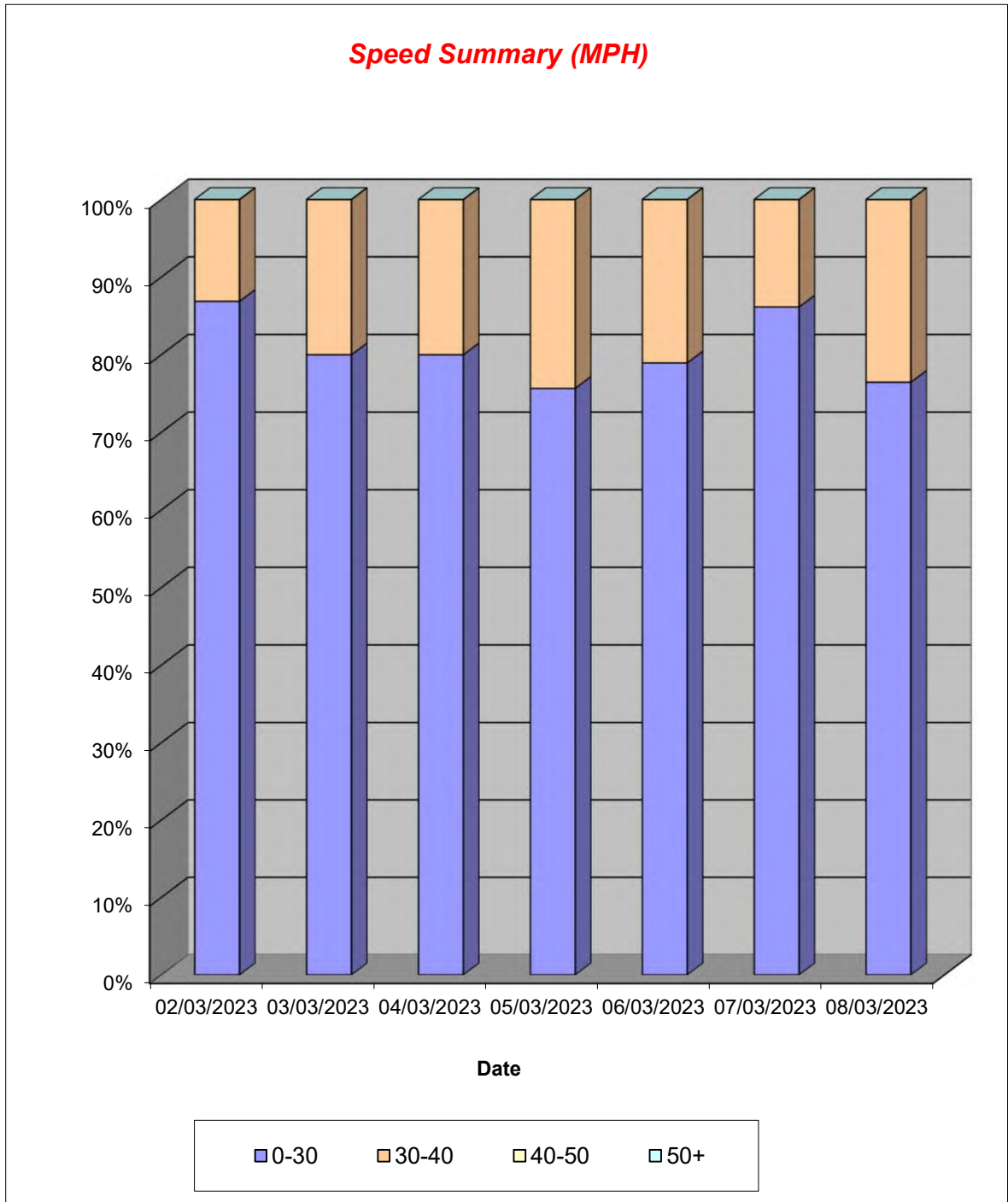
Produced by Road Data Services Ltd.

Channel 2 - Westbound

Speed Summary

Week 1

Speed (MPH)	02/03/2023 Thursday	03/03/2023 Friday	04/03/2023 Saturday	05/03/2023 Sunday	06/03/2023 Monday	07/03/2023 Tuesday	08/03/2023 Wednesday
0-30	53	52	48	28	45	56	39
30-40	8	13	12	9	12	9	12
40-50	0	0	0	0	0	0	0
50+	0	0	0	0	0	0	0
TOTAL	61	65	60	37	57	65	51



Lincolnshire ATC 46

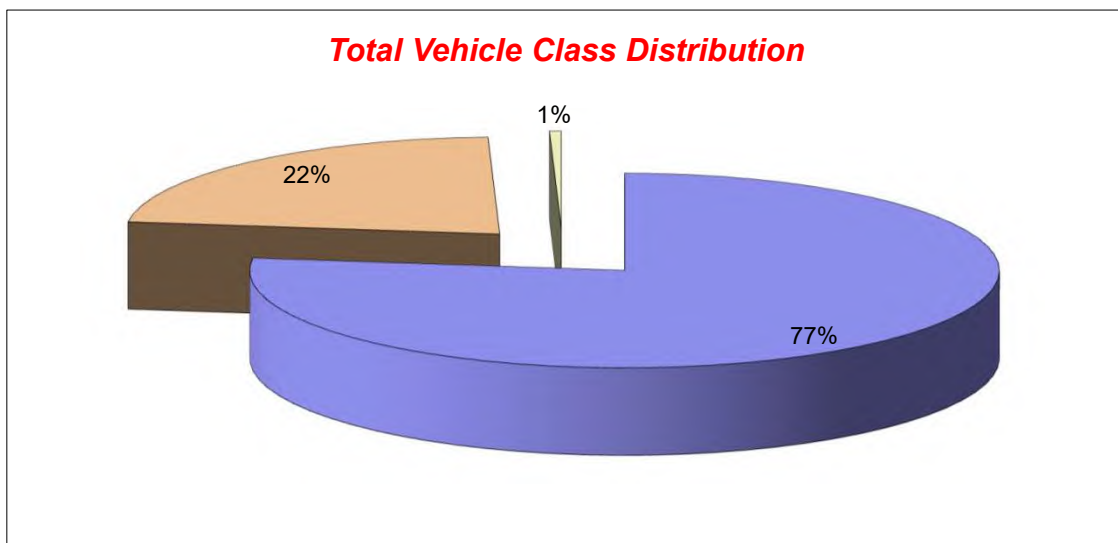
Produced by Road Data Services Ltd.

Channel 2 - Westbound

Vehicle Class

Week 1

Classes Day / Time	Car / LGV / Caravan - 1	OGV1 / Bus - 2,3,5,6,7,12	OGV2 - 4,8,9,10,11,13	TOTAL - 1-13
02/03/2023				
7-19	40	16	0	56
6-22	45	16	0	61
6-24	45	16	0	61
0-24	45	16	0	61
03/03/2023				
7-19	49	12	0	61
6-22	52	12	0	64
6-24	52	12	0	64
0-24	53	12	0	65
04/03/2023				
7-19	44	7	0	51
6-22	48	9	0	57
6-24	50	9	0	59
0-24	50	10	0	60
05/03/2023				
7-19	25	5	0	30
6-22	28	8	0	36
6-24	29	8	0	37
0-24	29	8	0	37
06/03/2023				
7-19	38	14	0	52
6-22	41	14	0	55
6-24	41	15	0	56
0-24	42	15	0	57
07/03/2023				
7-19	43	15	1	59
6-22	48	16	1	65
6-24	48	16	1	65
0-24	48	16	1	65
08/03/2023				
7-19	34	11	1	46
6-22	37	12	1	50
6-24	37	12	1	50
0-24	38	12	1	51
Average				
7-19	39	11	0	51
6-22	43	12	0	55
6-24	43	13	0	56
0-24	44	13	0	57



Lincolnshire ATC 47

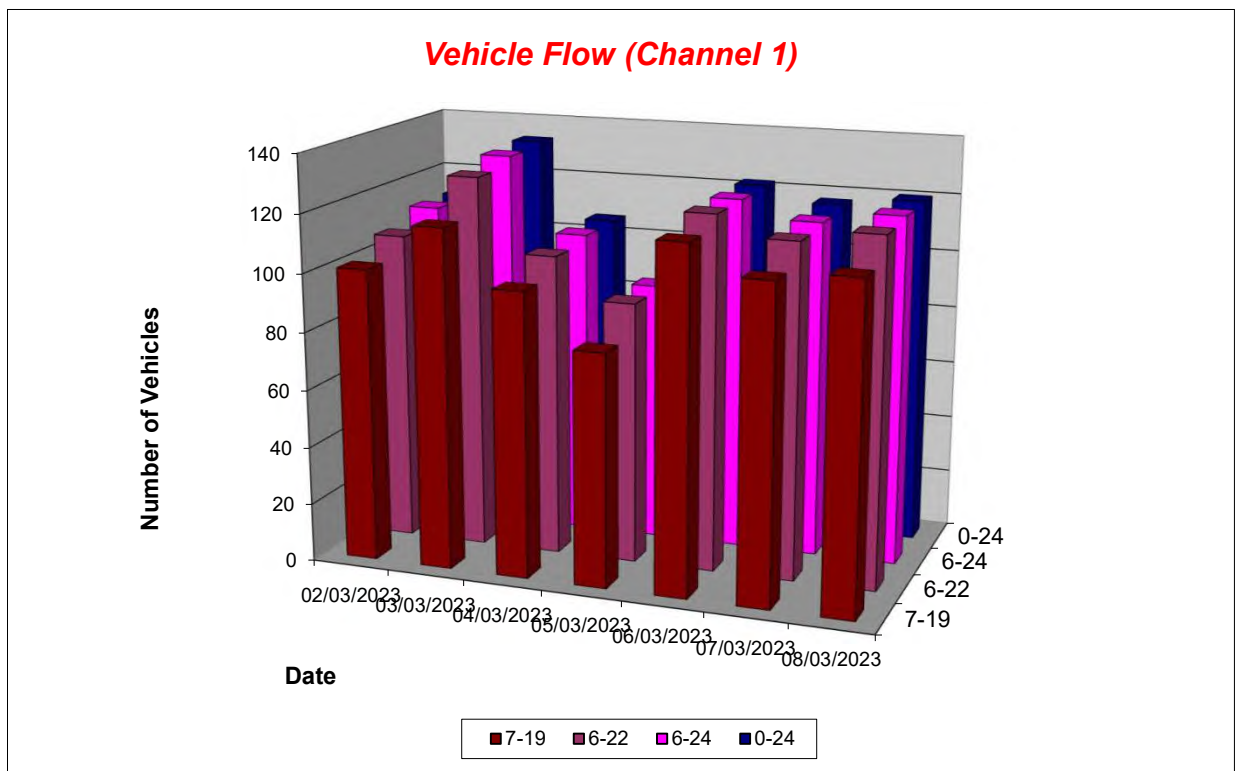
Produced by Road Data Services Ltd.

Channel 1 - Northwestbound

Vehicle Flow

Week 1

Hr Ending	02/03/2023 Thursday	03/03/2023 Friday	04/03/2023 Saturday	05/03/2023 Sunday	06/03/2023 Monday	07/03/2023 Tuesday	08/03/2023 Wednesday	Weekday Average	Average
1	0	0	0	0	0	0	0	0	0
2	0	0	0	0	0	0	0	0	0
3	0	0	0	1	0	0	0	0	0
4	0	1	0	0	0	1	0	0	0
5	0	0	0	1	0	0	0	0	0
6	0	0	0	0	0	0	0	0	0
7	1	1	0	0	1	2	1	1	1
8	4	7	8	1	5	5	5	5	5
9	16	18	5	0	17	14	22	17	13
10	6	9	5	11	3	5	8	6	7
11	10	9	9	9	14	10	10	11	10
12	5	11	12	5	6	7	7	7	8
13	8	8	8	12	6	8	8	8	8
14	8	7	10	8	12	12	8	9	9
15	10	10	11	6	12	8	7	9	9
16	8	14	6	8	15	15	12	13	11
17	9	10	10	7	13	9	11	10	10
18	10	7	6	8	10	12	7	9	9
19	7	7	8	5	5	3	6	6	6
20	3	7	4	3	1	2	2	3	3
21	1	2	0	6	0	3	5	2	2
22	1	2	2	1	2	0	0	1	1
23	3	3	2	0	0	0	1	1	1
24	2	0	0	0	0	1	0	1	0
7-19	101	117	98	80	118	108	111	111	105
6-22	107	129	104	90	122	115	119	118	112
6-24	112	132	106	90	122	116	120	120	114
0-24	112	133	106	92	122	117	120	121	115



Lincolnshire ATC 47

Produced by Road Data Services Ltd.

Channel 1 - Northwestbound

Average Speed

Week 1

Hr Ending	02/03/2023 Thursday	03/03/2023 Friday	04/03/2023 Saturday	05/03/2023 Sunday	06/03/2023 Monday	07/03/2023 Tuesday	08/03/2023 Wednesday
1	-	-	-	-	-	-	-
2	-	-	-	-	-	-	-
3	-	-	-	33.9	-	-	-
4	-	34.7	-	-	-	30.0	-
5	-	-	-	26.8	-	-	-
6	-	-	-	-	-	-	-
7	27.7	37.5	-	-	34.0	28.4	20.1
8	29.9	31.7	28.7	30.2	30.4	34.3	33.9
9	31.0	29.9	33.1	-	31.4	32.3	29.7
10	28.0	28.8	31.1	29.9	28.6	31.7	30.9
11	28.3	29.3	31.4	30.6	26.8	28.5	30.1
12	25.3	27.9	29.8	28.7	27.7	27.4	25.5
13	28.3	27.5	27.0	30.5	31.2	29.7	27.3
14	27.9	31.5	32.8	30.7	29.6	29.9	28.1
15	31.9	26.2	28.0	29.5	31.2	26.6	27.3
16	32.4	31.7	30.8	32.2	31.4	30.0	33.6
17	33.2	32.8	28.2	34.7	29.7	34.3	34.3
18	30.6	30.3	28.7	28.0	29.4	32.6	30.2
19	34.1	32.3	28.4	30.8	28.1	27.6	24.7
20	37.8	31.6	30.8	19.4	40.0	29.6	18.6
21	28.2	26.5	-	15.8	-	32.7	27.3
22	33.9	31.7	29.1	27.6	31.2	-	-
23	27.2	28.6	26.5	-	-	-	28.7
24	38.7	-	-	-	-	25.4	-

10-12	27.3	28.5	30.5	29.9	27.0	28.0	28.2
14-16	32.1	29.4	29.0	31.1	31.3	28.8	31.2
0-24	30.6	30.1	29.7	29.2	30.0	30.5	29.6

Average (ALL)	30.0
Weekday Inter-Peak	29.3

Channel 1 - Northwestbound

85th Percentile

Hr Ending	02/03/2023 Thursday	03/03/2023 Friday	04/03/2023 Saturday	05/03/2023 Sunday	06/03/2023 Monday	07/03/2023 Tuesday	08/03/2023 Wednesday
1	-	-	-	-	-	-	-
2	-	-	-	-	-	-	-
3	-	-	-	-	-	-	-
4	-	-	-	-	-	-	-
5	-	-	-	-	-	-	-
6	-	-	-	-	-	-	-
7	-	-	-	-	-	29.7	-
8	35.0	38.1	34.8	-	34.2	41.3	39.1
9	36.0	36.4	38.8	-	36.3	37.7	36.7
10	31.2	35.1	36.9	34.6	33.1	35.4	35.5
11	33.8	36.2	33.0	35.9	34.4	33.3	37.7
12	28.8	34.4	34.4	36.9	30.7	30.6	30.3
13	30.6	33.9	32.7	37.0	34.5	36.5	32.7
14	34.9	35.5	38.0	38.5	35.8	34.9	34.0
15	35.5	34.7	34.6	36.4	39.5	33.0	32.6
16	39.4	37.6	35.0	39.5	35.8	35.0	40.4
17	41.1	38.1	34.3	37.9	34.4	40.0	44.3
18	37.7	35.4	31.9	32.3	34.1	42.9	37.2
19	37.8	34.2	32.9	37.0	31.9	30.8	31.1
20	40.9	37.1	33.1	32.1	-	34.9	19.5
21	-	27.8	-	24.7	-	40.7	36.3
22	-	35.4	29.6	-	32.0	-	-
23	27.7	30.4	27.3	-	-	-	-
24	50.6	-	-	-	-	-	-

10-12	32.4	35.2	34.3	36.4	33.6	32.2	35.2
14-16	37.5	37.0	35.0	38.3	37.8	34.6	38.2
0-24	36.8	36.4	35.0	37.1	35.8	37.0	37.1

85th %ile (ALL)	36.5
Weekday Inter-Peak	35.9

Lincolnshire ATC 47

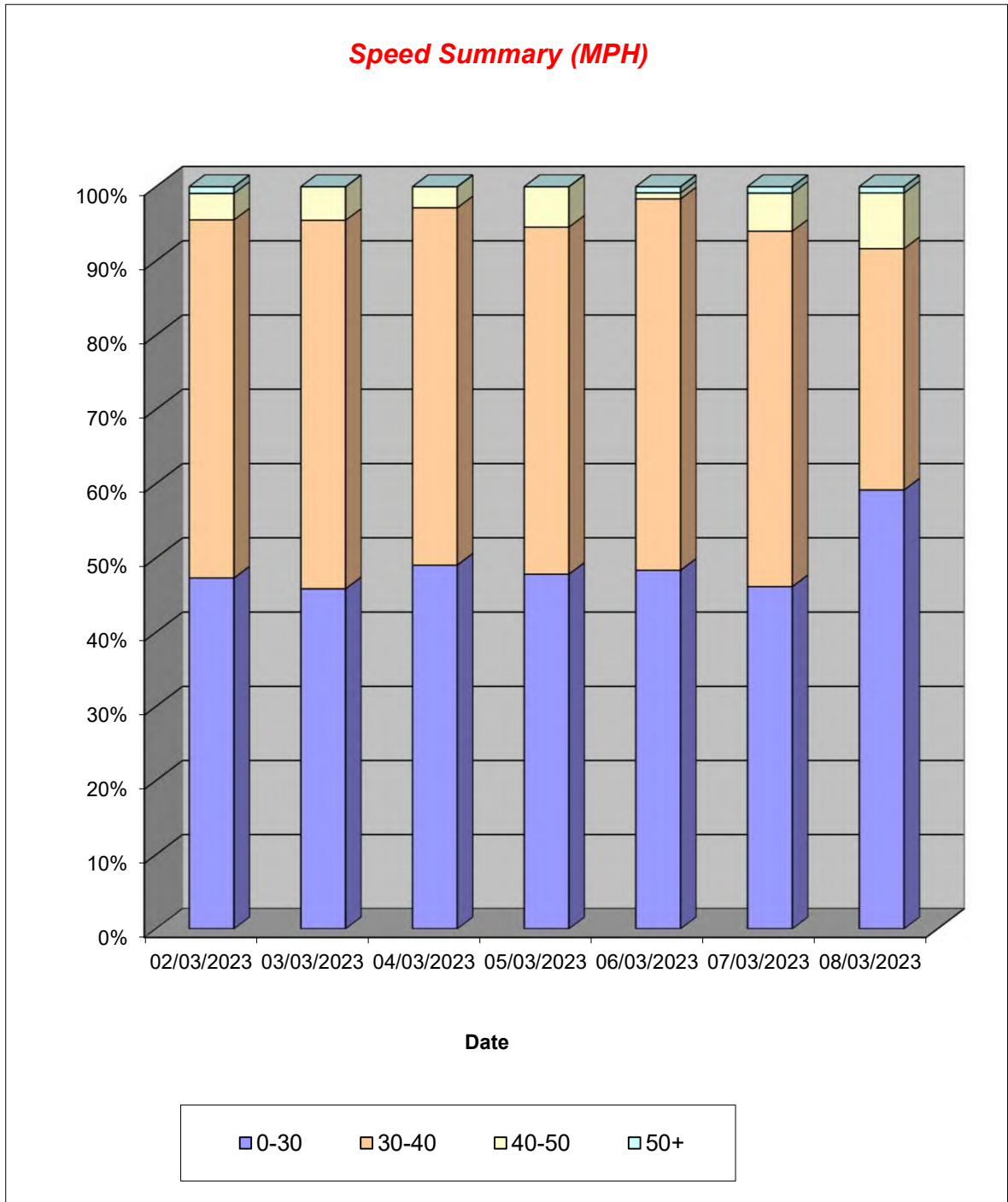
Produced by Road Data Services Ltd.

Channel 1 - Northwestbound

Speed Summary

Week 1

Speed (MPH)	02/03/2023 Thursday	03/03/2023 Friday	04/03/2023 Saturday	05/03/2023 Sunday	06/03/2023 Monday	07/03/2023 Tuesday	08/03/2023 Wednesday
0-30	53	61	52	44	59	54	71
30-40	54	66	51	43	61	56	39
40-50	4	6	3	5	1	6	9
50+	1	0	0	0	1	1	1
TOTAL	112	133	106	92	122	117	120



Lincolnshire ATC 47

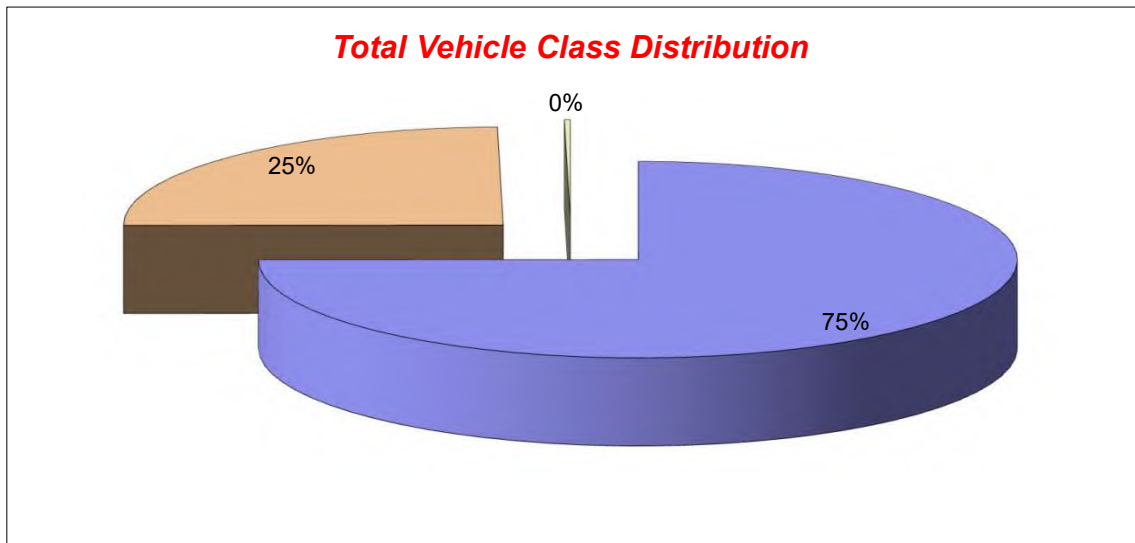
Produced by Road Data Services Ltd.

Channel 1 - Northwestbound

Vehicle Class

Week 1

Classes Day / Time	Car / LGV / Caravan - 1	OGV1 / Bus - 2,3,5,6,7,12	OGV2 - 4,8,9,10,11,13	TOTAL - 1-13
02/03/2023				
7-19	84	17	0	101
6-22	90	17	0	107
6-24	95	17	0	112
0-24	95	17	0	112
03/03/2023				
7-19	82	33	2	117
6-22	94	33	2	129
6-24	96	34	2	132
0-24	97	34	2	133
04/03/2023				
7-19	63	35	0	98
6-22	68	36	0	104
6-24	70	36	0	106
0-24	70	36	0	106
05/03/2023				
7-19	63	17	0	80
6-22	71	19	0	90
6-24	71	19	0	90
0-24	73	19	0	92
06/03/2023				
7-19	87	31	0	118
6-22	89	33	0	122
6-24	89	33	0	122
0-24	89	33	0	122
07/03/2023				
7-19	82	26	0	108
6-22	89	26	0	115
6-24	90	26	0	116
0-24	91	26	0	117
08/03/2023				
7-19	79	32	0	111
6-22	85	34	0	119
6-24	86	34	0	120
0-24	86	34	0	120
Average				
7-19	77	27	0	105
6-22	84	28	0	112
6-24	85	28	0	114
0-24	86	28	0	115



Lincolnshire ATC 47

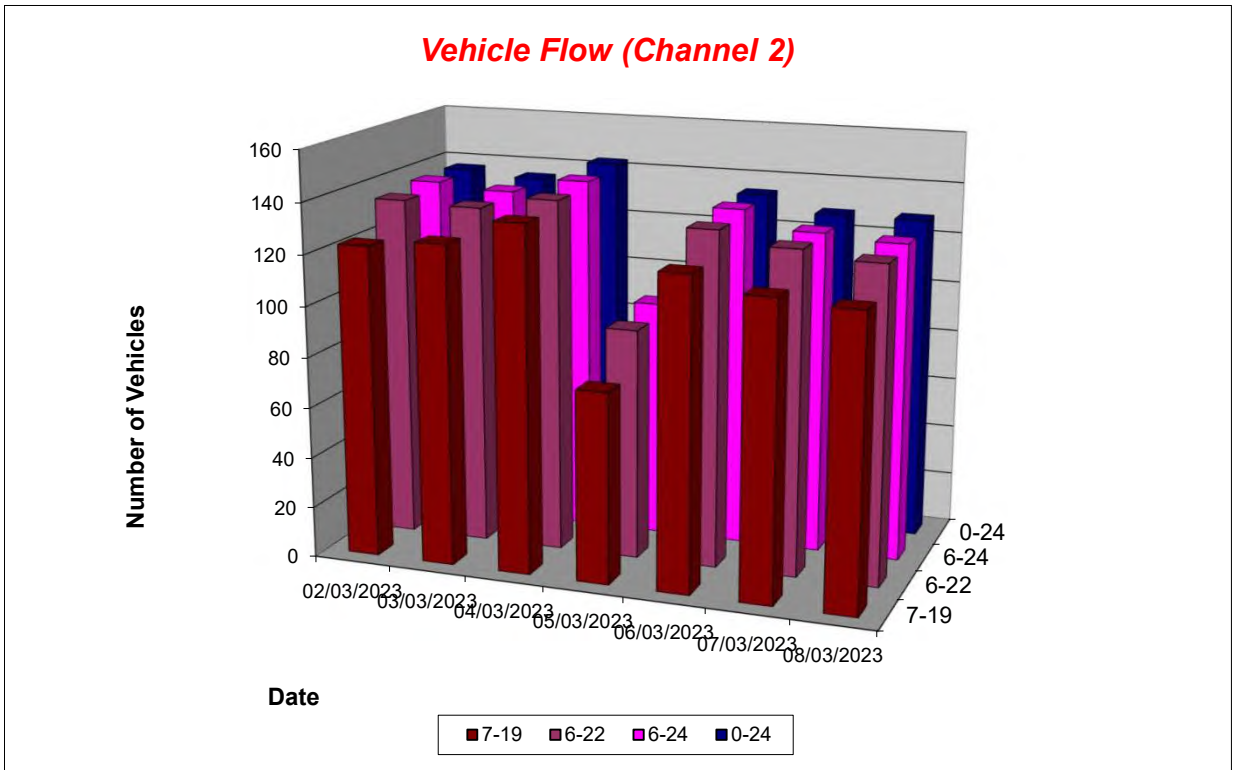
Produced by Road Data Services Ltd.

Channel 2 - Southeastbound

Vehicle Flow

Week 1

Hr Ending	02/03/2023 Thursday	03/03/2023 Friday	04/03/2023 Saturday	05/03/2023 Sunday	06/03/2023 Monday	07/03/2023 Tuesday	08/03/2023 Wednesday	Weekday Average	Average
1	0	0	0	0	0	0	3	1	0
2	0	0	1	1	0	0	0	0	0
3	0	0	1	2	0	0	0	0	0
4	0	0	0	0	0	0	0	0	0
5	0	0	0	0	0	0	0	0	0
6	0	0	0	1	0	1	0	0	0
7	3	3	2	2	2	5	1	3	3
8	6	8	5	0	7	7	5	7	5
9	15	14	5	3	13	13	17	14	11
10	16	9	16	8	6	8	13	10	11
11	8	14	5	6	14	10	11	11	10
12	9	13	16	9	8	11	5	9	10
13	4	8	20	9	12	8	10	8	10
14	9	9	14	9	10	6	8	8	9
15	14	15	17	9	13	13	7	12	13
16	17	12	13	10	13	16	14	14	14
17	12	11	11	5	13	8	13	11	10
18	12	8	7	5	10	13	6	10	9
19	1	5	7	2	3	3	5	3	4
20	8	4	0	7	5	2	3	4	4
21	0	1	1	6	2	1	5	2	2
22	1	0	0	1	1	3	1	1	1
23	2	1	2	2	2	0	1	1	1
24	0	0	0	1	0	0	0	0	0
7-19	123	126	136	75	122	116	114	120	116
6-22	135	134	139	91	132	127	124	130	126
6-24	137	135	141	94	134	127	125	132	128
0-24	137	135	143	98	134	128	128	132	129



Lincolnshire ATC 47

Produced by Road Data Services Ltd.

Channel 2 - Southeastbound

Average Speed

Week 1

Hr Ending	02/03/2023 Thursday	03/03/2023 Friday	04/03/2023 Saturday	05/03/2023 Sunday	06/03/2023 Monday	07/03/2023 Tuesday	08/03/2023 Wednesday
1	-	-	-	-	-	-	29.1
2	-	-	27.4	24.4	-	-	-
3	-	-	26.1	31.0	-	-	-
4	-	-	-	-	-	-	-
5	-	-	-	-	-	-	-
6	-	-	-	39.2	-	32.8	-
7	34.7	36.7	29.0	34.5	36.4	40.8	38.9
8	36.8	29.4	28.9	-	30.7	39.3	31.1
9	29.7	28.5	31.6	29.9	30.8	35.9	25.5
10	30.6	27.0	30.1	28.5	29.3	37.3	27.2
11	28.4	29.4	30.4	25.2	29.7	30.9	25.4
12	27.5	27.9	30.2	29.8	26.3	31.0	24.8
13	31.5	27.2	29.0	32.4	30.0	33.3	28.4
14	30.1	27.3	28.7	29.4	29.8	26.8	25.2
15	31.9	31.4	30.3	31.2	29.2	23.5	23.0
16	28.6	32.5	30.5	32.6	32.9	32.2	32.7
17	29.9	28.8	33.5	30.6	32.1	34.6	26.5
18	30.6	32.6	24.6	28.0	30.0	25.4	22.9
19	28.6	29.2	28.2	31.7	28.0	24.8	24.4
20	32.5	31.0	-	21.9	33.5	26.8	19.1
21	-	29.9	22.1	18.9	35.0	22.3	25.5
22	26.3	-	-	31.7	34.1	21.9	28.0
23	26.4	26.8	27.6	35.5	23.8	-	25.2
24	-	-	-	34.0	-	-	-

10-12	28.0	28.7	30.2	28.0	28.5	31.0	25.2
14-16	30.1	31.9	30.4	32.0	31.1	28.3	29.4
0-24	30.4	29.6	29.6	29.1	30.4	31.2	26.7

Average (ALL)	29.6
Weekday Inter-Peak	29.4

Channel 2 - Southeastbound

85th Percentile

Hr Ending	02/03/2023 Thursday	03/03/2023 Friday	04/03/2023 Saturday	05/03/2023 Sunday	06/03/2023 Monday	07/03/2023 Tuesday	08/03/2023 Wednesday
1	-	-	-	-	-	-	29.4
2	-	-	-	-	-	-	-
3	-	-	-	32.8	-	-	-
4	-	-	-	-	-	-	-
5	-	-	-	-	-	-	-
6	-	-	-	-	-	-	-
7	40.3	39.3	30.7	41.6	37.1	43.7	-
8	40.6	33.5	33.0	-	36.0	43.6	33.8
9	37.9	35.7	36.6	32.1	36.6	46.2	33.8
10	33.3	32.0	36.9	32.0	33.6	42.3	31.1
11	36.7	33.7	34.6	27.8	36.0	35.7	32.4
12	33.6	34.0	35.2	33.4	30.2	37.9	27.8
13	32.9	31.8	34.4	37.4	36.4	38.6	31.2
14	32.3	29.9	34.5	34.1	37.8	31.8	28.4
15	38.9	35.4	36.3	37.8	35.3	28.2	26.7
16	34.1	36.5	33.9	38.7	37.2	41.0	42.2
17	35.1	34.4	39.3	35.0	38.6	41.5	31.6
18	36.5	37.8	29.5	32.2	37.8	31.1	25.7
19	-	33.0	33.9	34.5	33.5	30.3	28.7
20	41.4	34.8	-	29.0	45.9	26.9	20.9
21	-	-	-	26.4	38.5	-	27.9
22	-	-	-	-	-	23.6	-
23	27.1	-	29.2	44.0	27.3	-	-
24	-	-	-	-	-	-	-

10-12	35.3	34.0	35.0	32.0	34.3	37.0	31.3
14-16	36.5	35.9	35.4	38.4	36.7	36.9	38.7
0-24	36.7	34.9	35.3	35.8	37.1	39.6	33.2

85th %ile (ALL)	36.3
Weekday Inter-Peak	36.2

Lincolnshire ATC 47

Produced by Road Data Services Ltd.


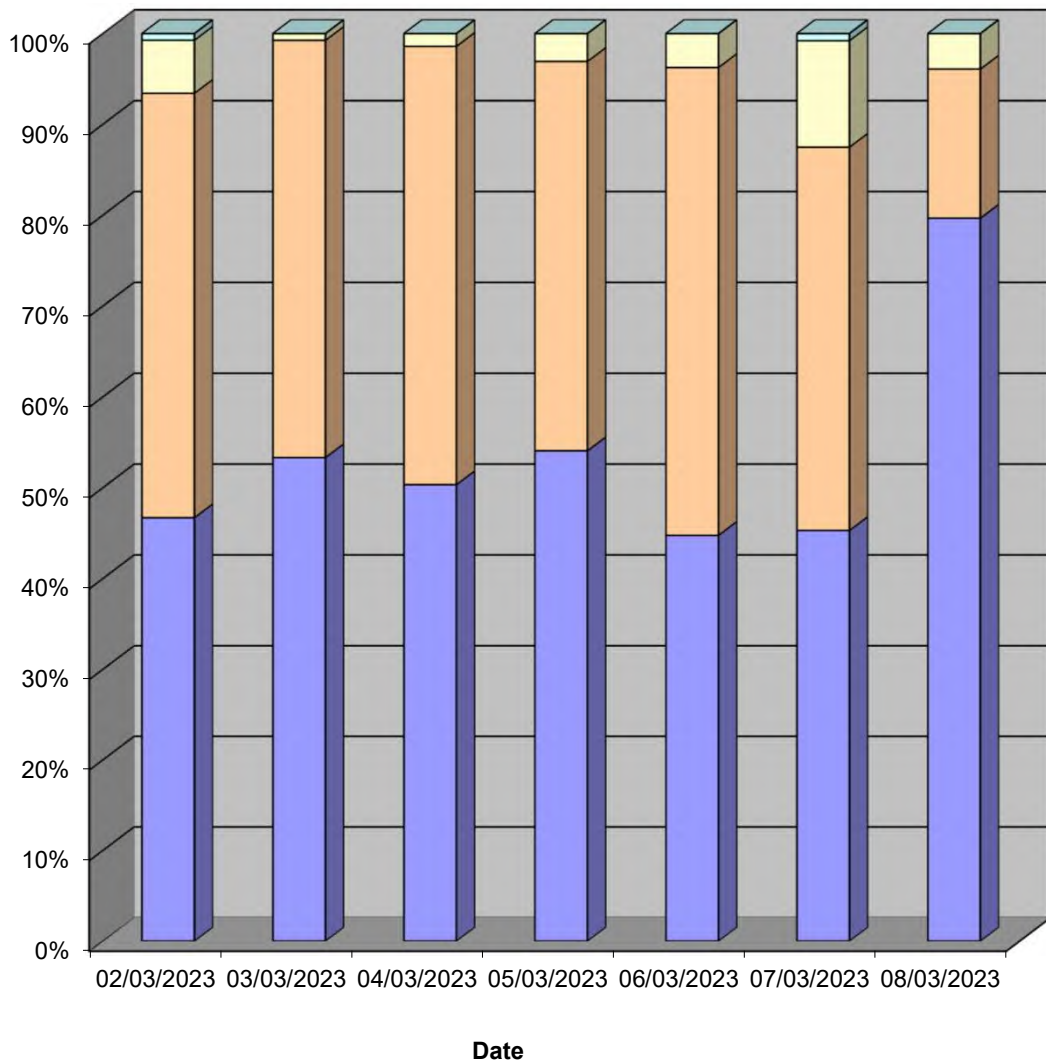
Channel 2 - Southeastbound

Speed Summary

Week 1

Speed (MPH)	02/03/2023 Thursday	03/03/2023 Friday	04/03/2023 Saturday	05/03/2023 Sunday	06/03/2023 Monday	07/03/2023 Tuesday	08/03/2023 Wednesday
0-30	64	72	72	53	60	58	102
30-40	64	62	69	42	69	54	21
40-50	8	1	2	3	5	15	5
50+	1	0	0	0	0	1	0
TOTAL	137	135	143	98	134	128	128

Speed Summary (MPH)



Lincolnshire ATC 47

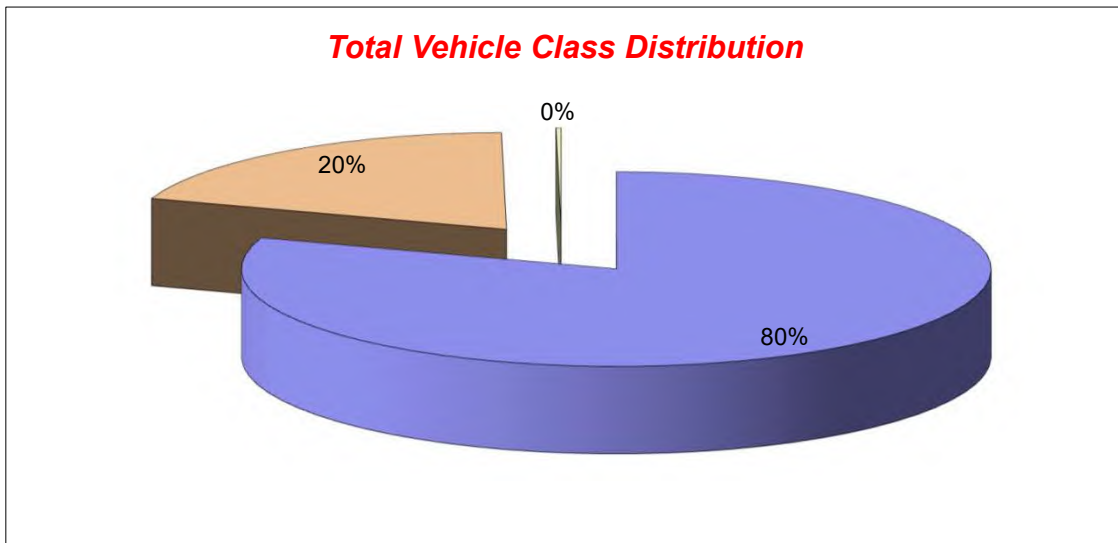
Produced by Road Data Services Ltd.

Channel 2 - Southeastbound

Vehicle Class

Week 1

Classes Day / Time	Car / LGV / Caravan - 1	OGV1 / Bus - 2,3,5,6,7,12	OGV2 - 4,8,9,10,11,13	TOTAL - 1-13
02/03/2023				
7-19	99	24	0	123
6-22	111	24	0	135
6-24	113	24	0	137
0-24	113	24	0	137
03/03/2023				
7-19	100	24	2	126
6-22	107	25	2	134
6-24	108	25	2	135
0-24	108	25	2	135
04/03/2023				
7-19	109	27	0	136
6-22	111	28	0	139
6-24	113	28	0	141
0-24	115	28	0	143
05/03/2023				
7-19	68	7	0	75
6-22	84	7	0	91
6-24	87	7	0	94
0-24	91	7	0	98
06/03/2023				
7-19	96	26	0	122
6-22	98	34	0	132
6-24	100	34	0	134
0-24	100	34	0	134
07/03/2023				
7-19	74	42	0	116
6-22	82	45	0	127
6-24	82	45	0	127
0-24	82	46	0	128
08/03/2023				
7-19	102	12	0	114
6-22	111	13	0	124
6-24	112	13	0	125
0-24	115	13	0	128
Average				
7-19	93	23	0	116
6-22	101	25	0	126
6-24	102	25	0	128
0-24	103	25	0	129



Lincolnshire ATC 48

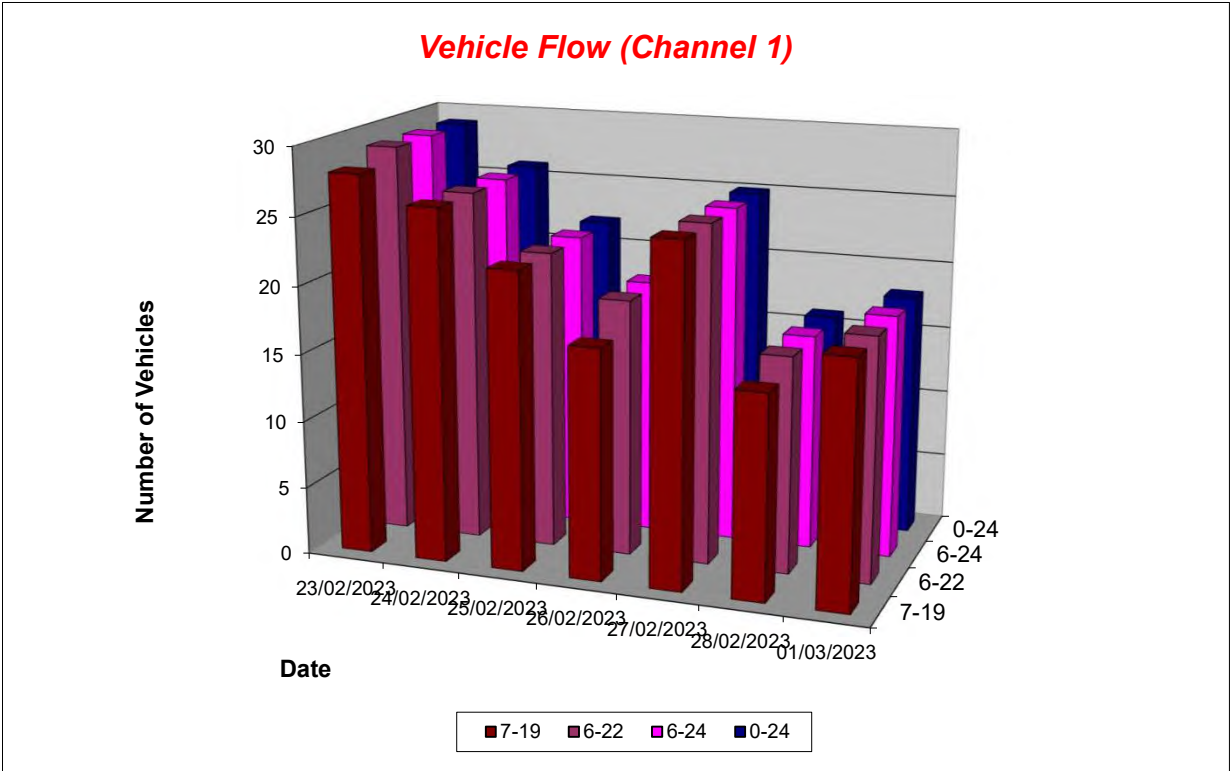
Produced by Road Data Services Ltd.

Channel 1 - Eastbound

Vehicle Flow

Week 1

Hr Ending	23/02/2023 Thursday	24/02/2023 Friday	25/02/2023 Saturday	26/02/2023 Sunday	27/02/2023 Monday	28/02/2023 Tuesday	01/03/2023 Wednesday	Weekday Average	Average
1	0	0	0	0	0	0	0	0	0
2	0	0	0	0	0	0	0	0	0
3	0	0	0	0	0	0	0	0	0
4	0	0	0	0	0	0	0	0	0
5	0	0	0	0	0	0	0	0	0
6	0	0	0	0	0	0	0	0	0
7	0	0	0	0	0	0	0	0	0
8	0	2	0	0	1	1	0	1	1
9	2	3	1	3	2	2	4	3	2
10	2	0	3	3	5	3	1	2	2
11	2	1	3	3	1	0	2	1	2
12	1	1	2	0	3	2	2	2	2
13	1	4	1	0	1	0	0	1	1
14	2	6	3	3	4	0	3	3	3
15	4	0	1	2	3	2	1	2	2
16	5	3	2	1	2	2	0	2	2
17	5	2	1	2	2	2	4	3	3
18	2	1	5	0	1	0	0	1	1
19	2	3	0	0	0	1	1	1	1
20	1	0	0	2	0	1	0	0	1
21	0	0	0	0	0	0	0	0	0
22	0	0	0	0	0	0	0	0	0
23	0	0	0	0	0	0	0	0	0
24	0	0	0	0	0	0	0	0	0
7-19	28	26	22	17	25	15	18	22	22
6-22	29	26	22	19	25	16	18	23	22
6-24	29	26	22	19	25	16	18	23	22
0-24	29	26	22	19	25	16	18	23	22



Lincolnshire ATC 48

Produced by Road Data Services Ltd.

Channel 1 - Eastbound

Average Speed

Week 1

Hr Ending	23/02/2023 Thursday	24/02/2023 Friday	25/02/2023 Saturday	26/02/2023 Sunday	27/02/2023 Monday	28/02/2023 Tuesday	01/03/2023 Wednesday
1	-	-	-	-	-	-	-
2	-	-	-	-	-	-	-
3	-	-	-	-	-	-	-
4	-	-	-	-	-	-	-
5	-	-	-	-	-	-	-
6	-	-	-	-	-	-	-
7	-	-	-	-	-	-	-
8	-	14.9	-	-	15.2	22.5	-
9	16.0	12.9	14.8	13.2	22.6	12.1	14.3
10	15.6	-	12.0	23.3	15.3	15.6	17.9
11	15.5	22.7	18.2	16.1	13.5	-	21.5
12	11.9	15.7	18.4	-	18.4	24.1	16.8
13	28.3	16.1	23.1	-	14.0	-	-
14	15.1	17.7	20.8	15.6	18.5	-	15.1
15	16.4	-	22.8	20.0	14.5	19.5	13.4
16	16.2	19.6	15.0	10.3	18.7	17.0	-
17	16.7	16.5	25.9	22.1	20.2	21.1	20.9
18	17.2	11.9	20.8	-	12.8	-	-
19	24.6	26.4	-	-	-	28.3	26.1
20	26.9	-	-	20.6	-	22.1	-
21	-	-	-	-	-	-	-
22	-	-	-	-	-	-	-
23	-	-	-	-	-	-	-
24	-	-	-	-	-	-	-

10-12	14.3	19.2	18.3	16.1	17.2	24.1	19.1
14-16	16.3	19.6	17.6	16.7	16.1	18.2	13.4
0-24	17.4	17.7	18.7	17.9	17.1	19.2	17.8

Average (ALL)	17.9
Weekday Inter-Peak	17.5

Channel 1 - Eastbound

85th Percentile

Hr Ending	23/02/2023 Thursday	24/02/2023 Friday	25/02/2023 Saturday	26/02/2023 Sunday	27/02/2023 Monday	28/02/2023 Tuesday	01/03/2023 Wednesday
1	-	-	-	-	-	-	-
2	-	-	-	-	-	-	-
3	-	-	-	-	-	-	-
4	-	-	-	-	-	-	-
5	-	-	-	-	-	-	-
6	-	-	-	-	-	-	-
7	-	-	-	-	-	-	-
8	-	15.5	-	-	-	-	-
9	22.9	15.4	-	17.0	23.6	13.7	16.1
10	19.2	-	14.3	24.6	18.8	19.0	-
11	17.9	-	23.0	18.9	-	-	24.5
12	-	-	24.4	-	22.2	28.3	16.9
13	-	22.6	-	-	-	-	-
14	15.7	23.8	24.1	17.6	23.0	-	18.4
15	18.8	-	-	25.9	16.2	20.0	-
16	18.5	26.7	19.6	-	20.3	22.2	-
17	22.8	21.4	-	23.0	20.3	24.6	23.5
18	23.0	-	23.3	-	-	-	-
19	28.4	30.1	-	-	-	-	-
20	-	-	-	22.2	-	-	-
21	-	-	-	-	-	-	-
22	-	-	-	-	-	-	-
23	-	-	-	-	-	-	-
24	-	-	-	-	-	-	-

10-12	16.9	22.8	23.6	18.9	21.1	28.3	22.4
14-16	18.7	26.7	22.9	23.4	18.8	22.1	-
0-24	22.9	24.1	23.9	22.9	21.1	24.7	22.1

85th %ile (ALL)	23.2
Weekday Inter-Peak	21.8

Lincolnshire ATC 48

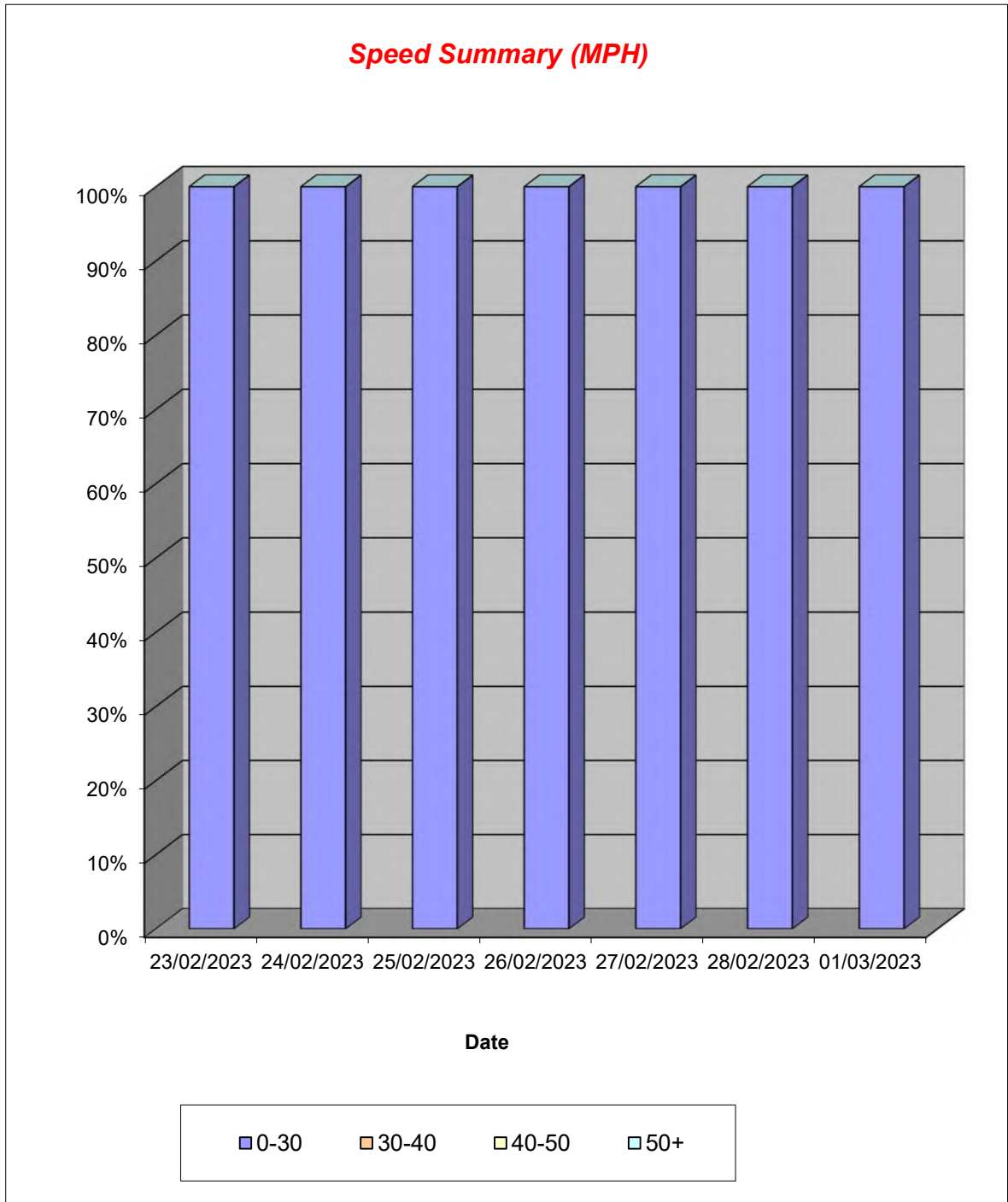
Produced by Road Data Services Ltd.

Channel 1 - Eastbound

Speed Summary

Week 1

Speed (MPH)	23/02/2023 Thursday	24/02/2023 Friday	25/02/2023 Saturday	26/02/2023 Sunday	27/02/2023 Monday	28/02/2023 Tuesday	01/03/2023 Wednesday
0-30	29	26	22	19	25	16	18
30-40	0	0	0	0	0	0	0
40-50	0	0	0	0	0	0	0
50+	0	0	0	0	0	0	0
TOTAL	29	26	22	19	25	16	18



Lincolnshire ATC 48

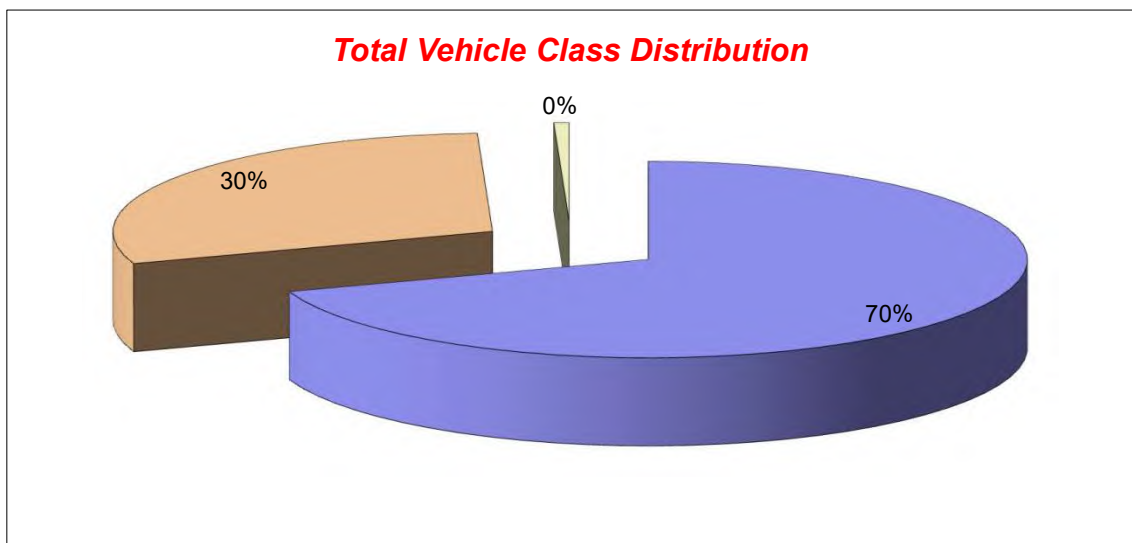
Produced by Road Data Services Ltd.

Channel 1 - Eastbound

Vehicle Class

Week 1

Classes Day / Time	Car / LGV / Caravan - 1	OGV1 / Bus - 2,3,5,6,7,12	OGV2 - 4,8,9,10,11,13	TOTAL - 1-13
23/02/2023				
7-19	17	11	0	28
6-22	18	11	0	29
6-24	18	11	0	29
0-24	18	11	0	29
24/02/2023				
7-19	17	8	1	26
6-22	17	8	1	26
6-24	17	8	1	26
0-24	17	8	1	26
25/02/2023				
7-19	17	5	0	22
6-22	17	5	0	22
6-24	17	5	0	22
0-24	17	5	0	22
26/02/2023				
7-19	14	3	0	17
6-22	15	4	0	19
6-24	15	4	0	19
0-24	15	4	0	19
27/02/2023				
7-19	19	6	0	25
6-22	19	6	0	25
6-24	19	6	0	25
0-24	19	6	0	25
28/02/2023				
7-19	8	7	0	15
6-22	9	7	0	16
6-24	9	7	0	16
0-24	9	7	0	16
01/03/2023				
7-19	13	5	0	18
6-22	13	5	0	18
6-24	13	5	0	18
0-24	13	5	0	18
Average				
7-19	15	6	0	22
6-22	15	7	0	22
6-24	15	7	0	22
0-24	15	7	0	22



Lincolnshire ATC 48

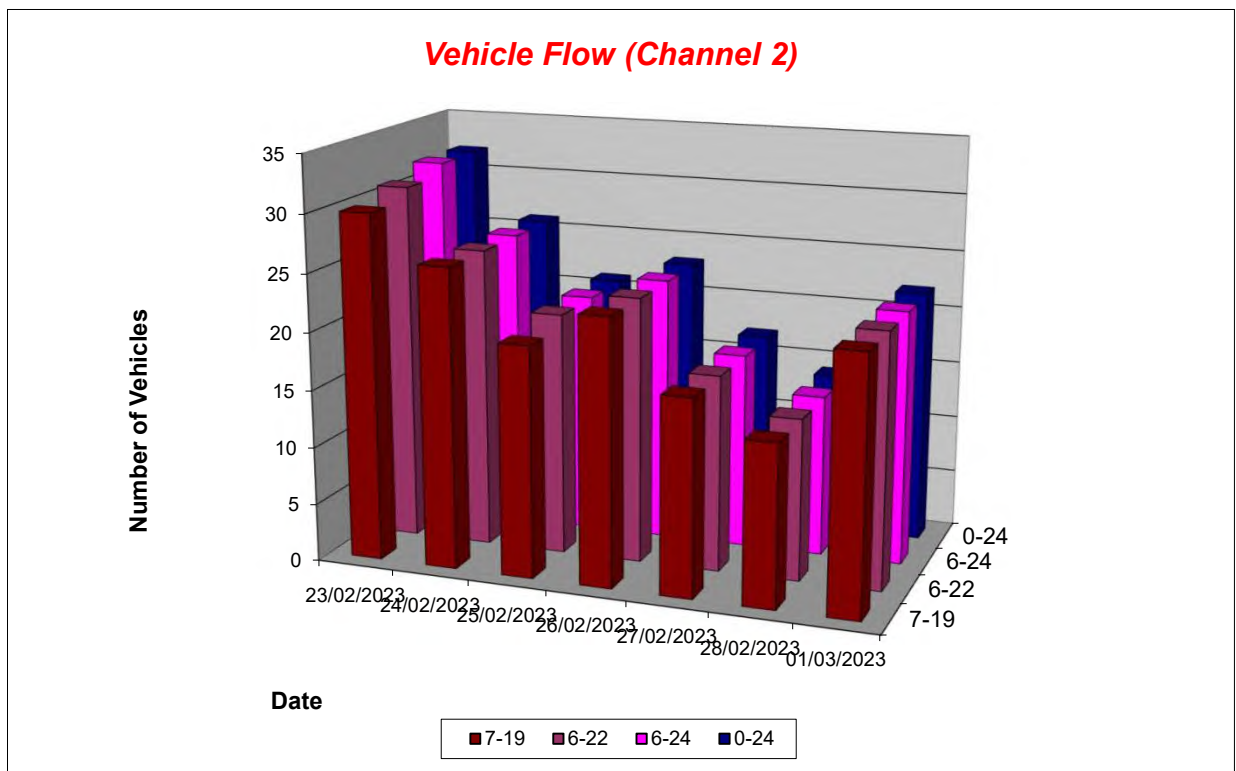
Produced by Road Data Services Ltd.

Channel 2 - Westbound

Vehicle Flow

Week 1

Hr Ending	23/02/2023 Thursday	24/02/2023 Friday	25/02/2023 Saturday	26/02/2023 Sunday	27/02/2023 Monday	28/02/2023 Tuesday	01/03/2023 Wednesday	Weekday Average	Average
1	0	0	0	0	0	0	0	0	0
2	0	0	0	0	0	0	0	0	0
3	0	0	0	0	0	0	0	0	0
4	0	0	0	0	0	0	0	0	0
5	0	0	0	0	0	0	0	0	0
6	0	0	0	0	0	0	0	0	0
7	0	0	1	0	0	0	0	0	0
8	3	1	0	0	2	2	2	2	1
9	2	5	3	1	1	2	2	2	2
10	3	2	3	4	0	1	2	2	2
11	1	6	2	4	2	3	2	3	3
12	2	3	3	3	2	1	3	2	2
13	4	1	3	4	0	0	1	1	2
14	3	2	0	0	1	0	3	2	1
15	1	3	1	3	3	2	1	2	2
16	8	0	0	1	1	1	3	3	2
17	1	0	2	2	1	0	1	1	1
18	1	3	2	0	4	0	2	2	2
19	1	0	1	1	0	2	0	1	1
20	0	0	0	0	0	0	0	0	0
21	1	0	0	0	0	0	0	0	0
22	0	0	0	0	0	0	0	0	0
23	0	0	0	0	0	0	0	0	0
24	1	0	0	0	0	0	0	0	0
7-19	30	26	20	23	17	14	22	22	22
6-22	31	26	21	23	17	14	22	22	22
6-24	32	26	21	23	17	14	22	22	22
0-24	32	26	21	23	17	14	22	22	22



Lincolnshire ATC 48

Produced by Road Data Services Ltd.

Channel 2 - Westbound

Average Speed

Week 1

Hr Ending	23/02/2023 Thursday	24/02/2023 Friday	25/02/2023 Saturday	26/02/2023 Sunday	27/02/2023 Monday	28/02/2023 Tuesday	01/03/2023 Wednesday
1	-	-	-	-	-	-	-
2	-	-	-	-	-	-	-
3	-	-	-	-	-	-	-
4	-	-	-	-	-	-	-
5	-	-	-	-	-	-	-
6	-	-	-	-	-	-	-
7	-	-	22.5	-	-	-	-
8	17.9	13.0	-	-	14.9	19.5	17.5
9	18.0	15.8	16.7	18.1	16.6	20.2	15.6
10	18.1	13.2	18.2	18.7	-	16.1	14.4
11	16.2	16.6	15.4	18.4	17.5	22.5	15.1
12	13.6	21.7	12.9	11.7	12.5	18.2	14.1
13	15.4	19.0	18.2	16.3	-	-	24.3
14	17.2	17.3	-	-	17.7	-	19.6
15	14.2	19.3	10.5	15.7	17.5	21.5	12.5
16	17.8	-	-	19.1	11.4	11.5	17.2
17	5.7	-	22.9	23.1	21.4	-	12.9
18	18.4	17.5	23.5	-	19.6	-	16.2
19	16.6	-	21.4	9.1	-	13.3	-
20	-	-	-	-	-	-	-
21	12.3	-	-	-	-	-	-
22	-	-	-	-	-	-	-
23	-	-	-	-	-	-	-
24	25.1	-	-	-	-	-	-

10-12	14.5	18.3	13.9	15.5	15.0	21.5	14.5
14-16	17.4	19.3	10.5	16.5	16.0	18.2	16.0
0-24	16.7	17.2	17.9	16.9	16.9	18.7	16.4

Average (ALL)	17.1
Weekday Inter-Peak	17.1

Channel 2 - Westbound

85th Percentile

Hr Ending	23/02/2023 Thursday	24/02/2023 Friday	25/02/2023 Saturday	26/02/2023 Sunday	27/02/2023 Monday	28/02/2023 Tuesday	01/03/2023 Wednesday
1	-	-	-	-	-	-	-
2	-	-	-	-	-	-	-
3	-	-	-	-	-	-	-
4	-	-	-	-	-	-	-
5	-	-	-	-	-	-	-
6	-	-	-	-	-	-	-
7	-	-	-	-	-	-	-
8	23.3	-	-	-	18.2	23.7	18.0
9	18.2	19.1	19.2	-	-	24.3	16.5
10	23.3	15.0	19.6	21.2	-	-	23.1
11	-	18.8	15.9	20.1	18.1	30.0	16.0
12	16.8	24.8	18.9	14.8	14.9	-	16.0
13	19.5	-	20.5	17.8	-	-	-
14	21.8	22.6	-	-	-	-	22.1
15	-	20.1	-	21.6	20.0	29.1	-
16	22.4	-	-	-	-	-	18.9
17	-	-	27.7	28.5	-	-	-
18	-	23.4	24.6	-	23.7	-	16.4
19	-	-	-	-	-	13.6	-
20	-	-	-	-	-	-	-
21	-	-	-	-	-	-	-
22	-	-	-	-	-	-	-
23	-	-	-	-	-	-	-
24	-	-	-	-	-	-	-

10-12	17.4	21.9	18.7	19.7	18.1	28.3	16.2
14-16	21.9	20.1	-	21.8	19.5	26.1	18.6
0-24	21.6	21.3	22.9	21.6	20.8	25.0	20.4

85th %ile (ALL)	21.8
Weekday Inter-Peak	21.7

Lincolnshire ATC 48

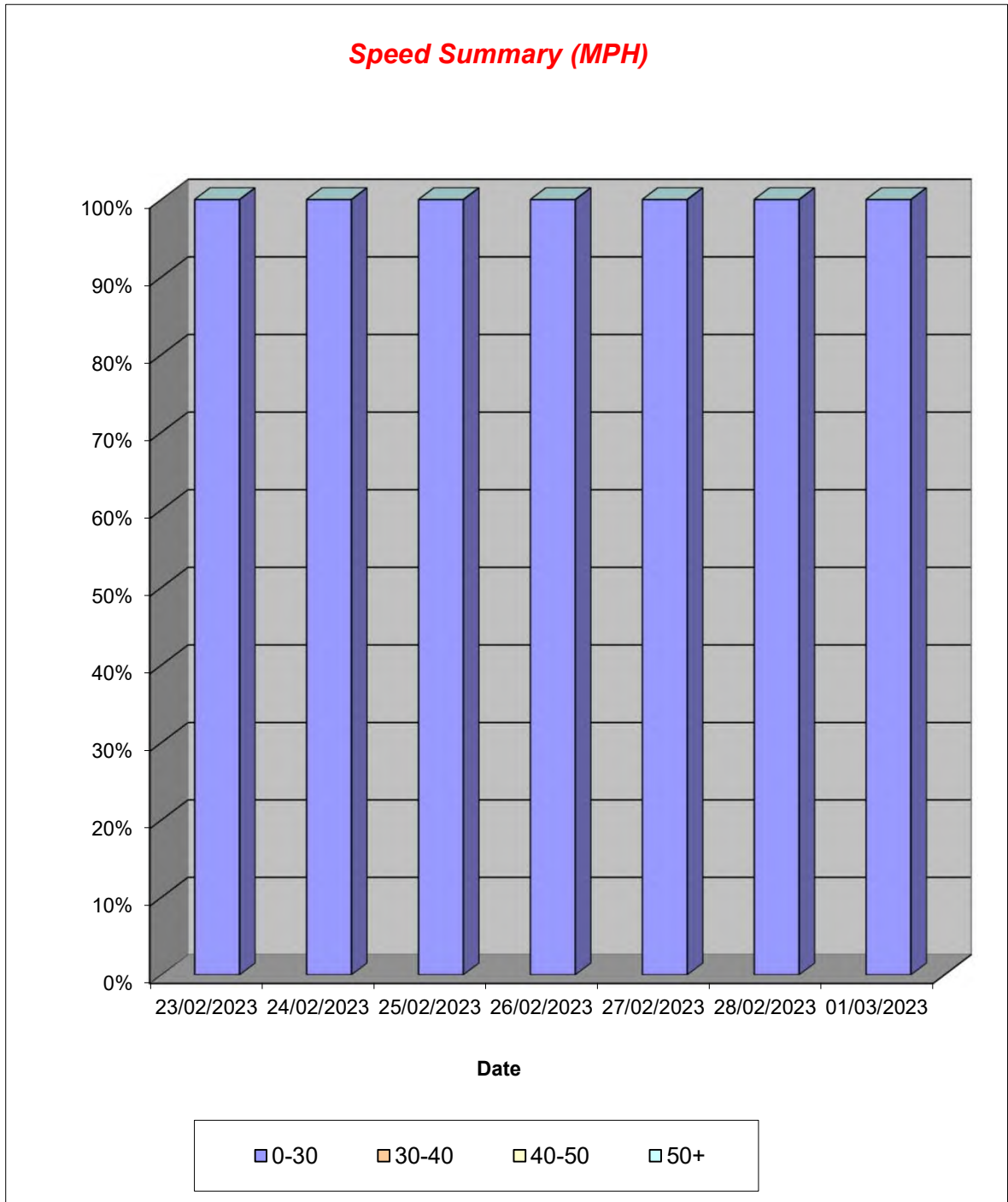
Produced by Road Data Services Ltd.

Channel 2 - Westbound

Speed Summary

Week 1

Speed (MPH)	23/02/2023 Thursday	24/02/2023 Friday	25/02/2023 Saturday	26/02/2023 Sunday	27/02/2023 Monday	28/02/2023 Tuesday	01/03/2023 Wednesday
0-30	32	26	21	23	17	14	22
30-40	0	0	0	0	0	0	0
40-50	0	0	0	0	0	0	0
50+	0	0	0	0	0	0	0
TOTAL	32	26	21	23	17	14	22



Lincolnshire ATC 48

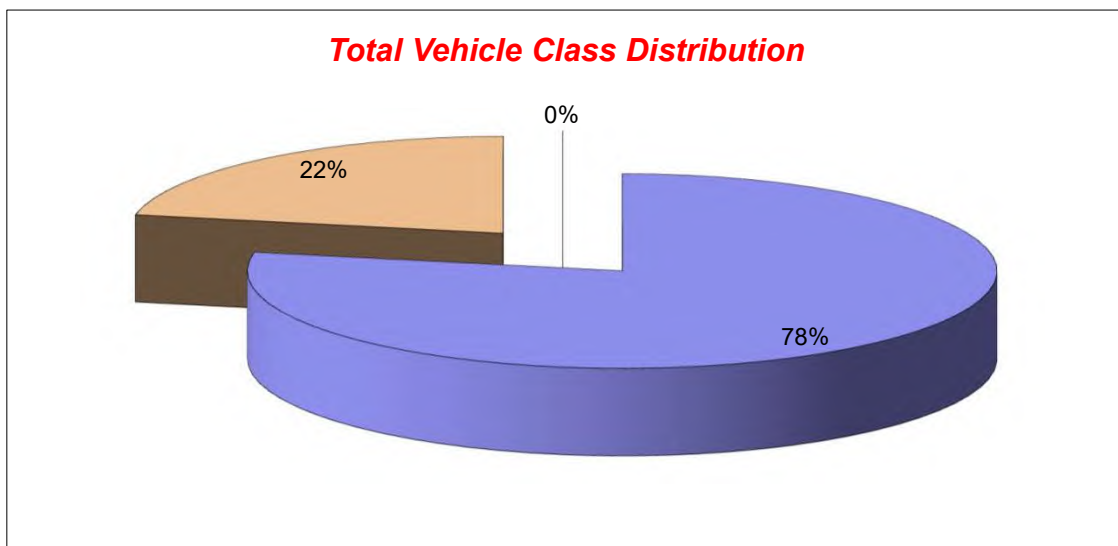
Produced by Road Data Services Ltd.

Channel 2 - Westbound

Vehicle Class

Week 1

Classes Day / Time	Car / LGV / Caravan - 1	OGV1 / Bus - 2,3,5,6,7,12	OGV2 - 4,8,9,10,11,13	TOTAL - 1-13
23/02/2023				
7-19	21	9	0	30
6-22	21	10	0	31
6-24	22	10	0	32
0-24	22	10	0	32
24/02/2023				
7-19	18	8	0	26
6-22	18	8	0	26
6-24	18	8	0	26
0-24	18	8	0	26
25/02/2023				
7-19	17	3	0	20
6-22	17	4	0	21
6-24	17	4	0	21
0-24	17	4	0	21
26/02/2023				
7-19	20	3	0	23
6-22	20	3	0	23
6-24	20	3	0	23
0-24	20	3	0	23
27/02/2023				
7-19	15	2	0	17
6-22	15	2	0	17
6-24	15	2	0	17
0-24	15	2	0	17
28/02/2023				
7-19	10	4	0	14
6-22	10	4	0	14
6-24	10	4	0	14
0-24	10	4	0	14
01/03/2023				
7-19	19	3	0	22
6-22	19	3	0	22
6-24	19	3	0	22
0-24	19	3	0	22
Average				
7-19	17	5	0	22
6-22	17	5	0	22
6-24	17	5	0	22
0-24	17	5	0	22



Lincolnshire ATC 49

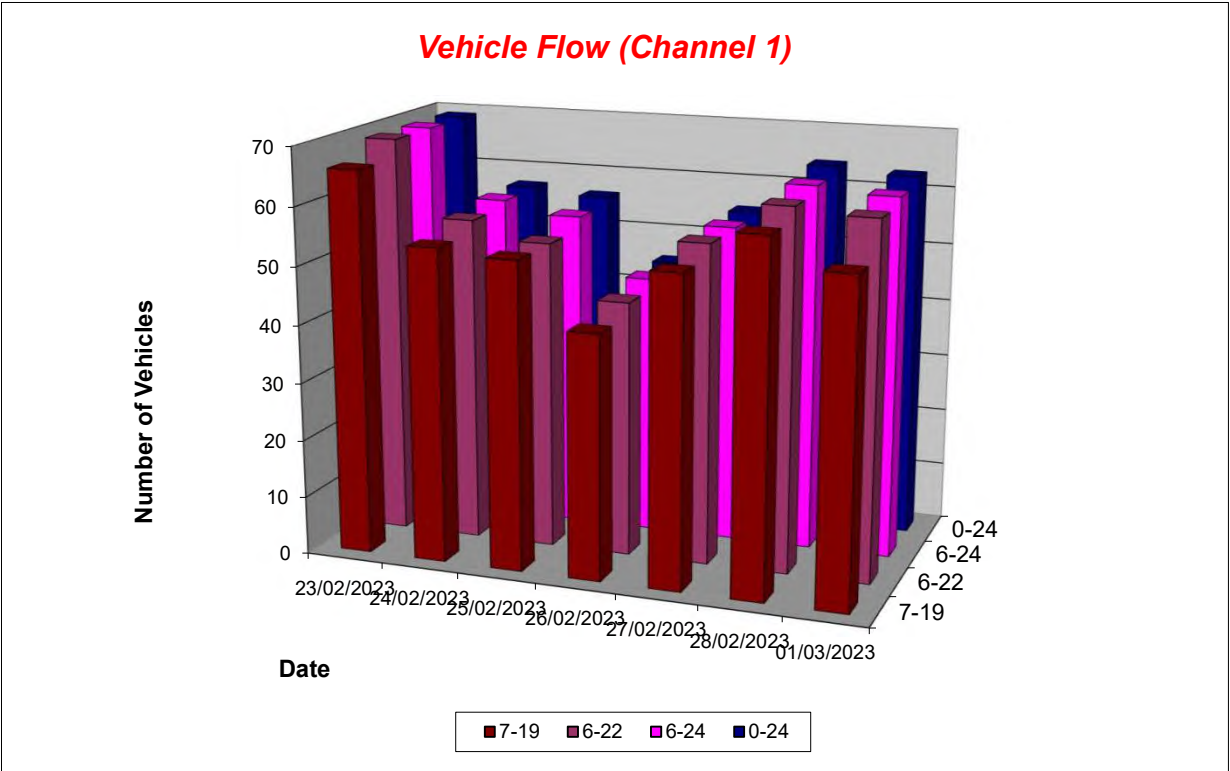
Produced by Road Data Services Ltd.

Channel 1 - Northbound

Vehicle Flow

Week 1

Hr Ending	23/02/2023 Thursday	24/02/2023 Friday	25/02/2023 Saturday	26/02/2023 Sunday	27/02/2023 Monday	28/02/2023 Tuesday	01/03/2023 Wednesday	Weekday Average	Average
1	0	0	1	0	0	1	0	0	0
2	0	0	0	0	0	0	0	0	0
3	0	0	0	0	0	0	0	0	0
4	0	0	0	0	0	0	0	0	0
5	0	0	0	0	0	0	0	0	0
6	0	0	0	0	0	0	1	0	0
7	0	0	0	0	0	0	0	0	0
8	2	1	4	0	3	0	1	1	2
9	4	6	7	1	4	9	4	5	5
10	9	1	4	7	6	5	11	6	6
11	5	6	6	4	3	6	1	4	4
12	7	3	4	4	3	3	5	4	4
13	4	4	2	6	6	5	3	4	4
14	4	6	5	4	5	5	11	6	6
15	6	8	6	4	10	3	1	6	5
16	5	6	7	2	2	4	6	5	5
17	3	6	1	6	7	8	5	6	5
18	9	5	4	3	3	5	5	5	5
19	8	2	3	1	1	7	2	4	3
20	1	2	0	0	1	1	4	2	1
21	2	0	0	2	1	1	2	1	1
22	0	0	0	0	0	0	0	0	0
23	0	1	1	0	0	1	0	0	0
24	0	0	1	1	0	0	1	0	0
7-19	66	54	53	42	53	60	55	58	55
6-22	69	56	53	44	55	62	61	61	57
6-24	69	57	55	45	55	63	62	61	58
0-24	69	57	56	45	55	64	63	62	58



Lincolnshire ATC 49

Produced by Road Data Services Ltd.

Channel 1 - Northbound

Average Speed

Week 1

Hr Ending	23/02/2023 Thursday	24/02/2023 Friday	25/02/2023 Saturday	26/02/2023 Sunday	27/02/2023 Monday	28/02/2023 Tuesday	01/03/2023 Wednesday
1	-	-	26.9	-	-	28.4	-
2	-	-	-	-	-	-	-
3	-	-	-	-	-	-	-
4	-	-	-	-	-	-	-
5	-	-	-	-	-	-	-
6	-	-	-	-	-	-	33.0
7	-	-	-	-	-	-	-
8	30.9	20.3	30.3	-	23.7	-	28.6
9	22.0	25.7	29.2	28.3	26.6	30.2	24.6
10	22.6	12.2	23.8	19.7	28.0	19.2	26.6
11	26.8	21.6	27.3	27.5	22.7	23.2	16.5
12	24.1	26.6	25.0	28.2	27.6	20.2	25.7
13	29.5	27.6	25.5	28.2	26.8	23.6	27.5
14	23.6	26.3	29.8	26.2	21.9	26.3	25.1
15	26.0	27.1	29.0	25.8	23.7	27.3	27.1
16	27.0	23.0	32.1	30.1	33.2	27.5	26.3
17	29.2	25.3	22.6	28.7	25.4	28.2	27.8
18	22.2	28.1	27.6	33.6	32.7	30.0	29.6
19	29.0	30.6	29.8	34.9	28.5	29.0	24.9
20	24.1	24.8	-	-	32.4	26.6	23.2
21	31.6	-	-	24.0	22.8	33.1	31.3
22	-	-	-	-	-	-	-
23	-	29.4	33.3	-	-	27.0	-
24	-	-	26.2	20.7	-	-	20.0

10-12	25.2	23.3	26.4	27.9	25.2	22.2	24.2
14-16	26.5	25.4	30.6	27.2	25.3	27.5	26.4
0-24	25.6	25.5	28.4	26.7	26.0	26.6	26.2

Average (ALL)	26.4
Weekday Inter-Peak	25.1

Channel 1 - Northbound

85th Percentile

Hr Ending	23/02/2023 Thursday	24/02/2023 Friday	25/02/2023 Saturday	26/02/2023 Sunday	27/02/2023 Monday	28/02/2023 Tuesday	01/03/2023 Wednesday
1	-	-	-	-	-	-	-
2	-	-	-	-	-	-	-
3	-	-	-	-	-	-	-
4	-	-	-	-	-	-	-
5	-	-	-	-	-	-	-
6	-	-	-	-	-	-	-
7	-	-	-	-	-	-	-
8	32.6	-	32.9	-	32.3	-	-
9	25.8	31.5	34.7	-	35.8	35.0	30.2
10	29.4	-	32.1	25.4	31.6	27.0	31.9
11	29.5	26.8	30.4	29.5	28.0	27.7	-
12	28.0	28.7	30.6	35.3	29.0	23.9	32.8
13	31.9	29.1	28.9	32.2	29.8	25.5	30.2
14	28.9	29.8	33.6	27.0	23.4	34.1	29.9
15	31.1	28.9	31.5	28.7	27.5	36.7	-
16	33.8	29.4	34.0	32.1	34.2	33.2	31.5
17	31.4	29.3	-	37.6	27.9	32.8	36.5
18	30.3	31.8	32.2	34.2	40.6	35.6	35.0
19	31.5	32.1	36.7	-	-	33.7	28.8
20	-	27.9	-	-	-	-	30.6
21	33.5	-	-	27.2	-	-	33.4
22	-	-	-	-	-	-	-
23	-	-	-	-	-	-	-
24	-	-	-	-	-	-	-

10-12	28.9	28.3	30.8	33.1	29.8	26.7	31.6
14-16	32.5	30.3	33.3	30.6	30.3	35.0	31.3
0-24	31.6	30.5	33.5	33.0	31.6	33.1	32.3

85th %ile (ALL)	32.3
Weekday Inter-Peak	30.6

Lincolnshire ATC 49

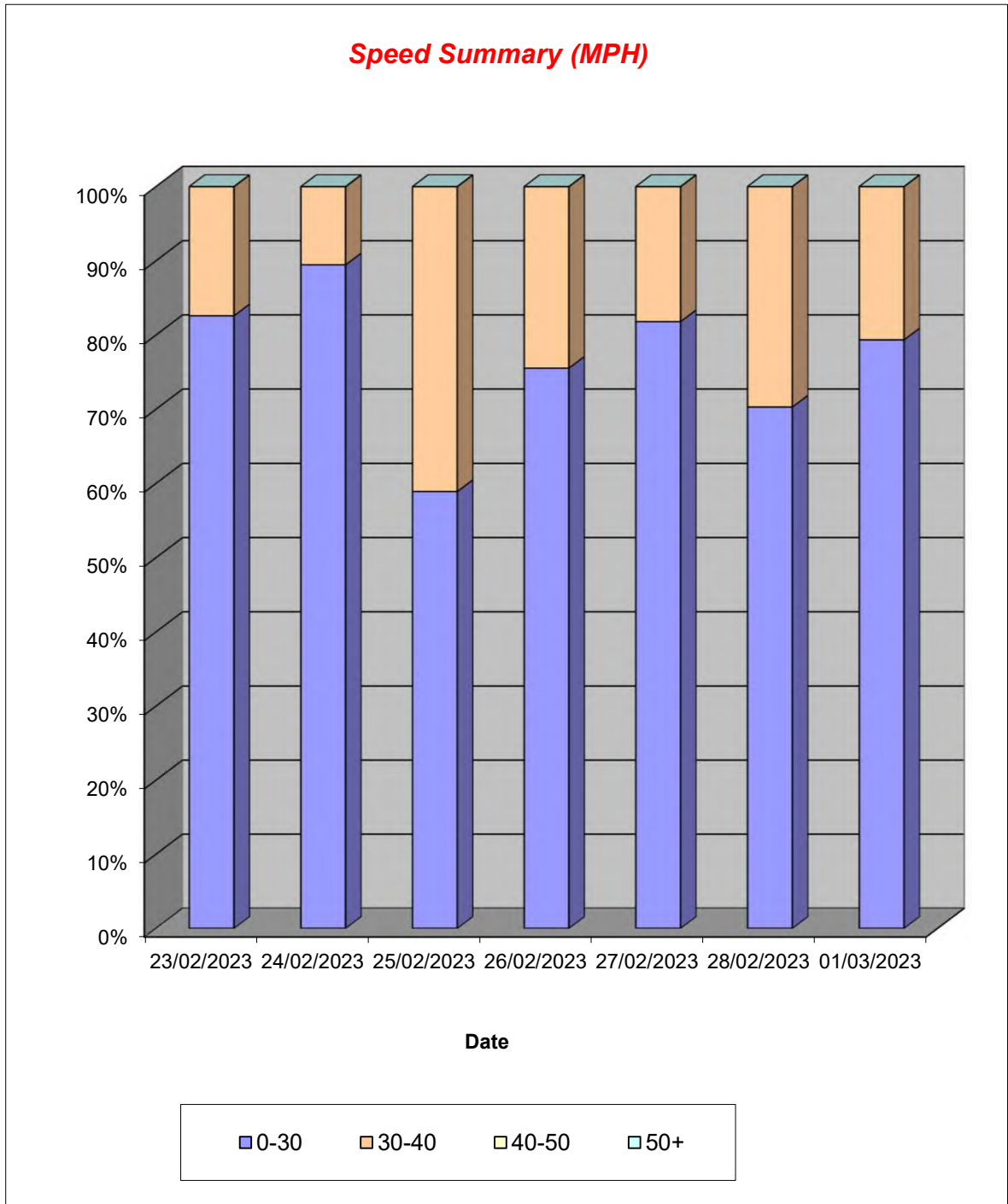
Produced by Road Data Services Ltd.

Channel 1 - Northbound

Speed Summary

Week 1

Speed (MPH)	23/02/2023 Thursday	24/02/2023 Friday	25/02/2023 Saturday	26/02/2023 Sunday	27/02/2023 Monday	28/02/2023 Tuesday	01/03/2023 Wednesday
0-30	57	51	33	34	45	45	50
30-40	12	6	23	11	10	19	13
40-50	0	0	0	0	0	0	0
50+	0	0	0	0	0	0	0
TOTAL	69	57	56	45	55	64	63



Lincolnshire ATC 49

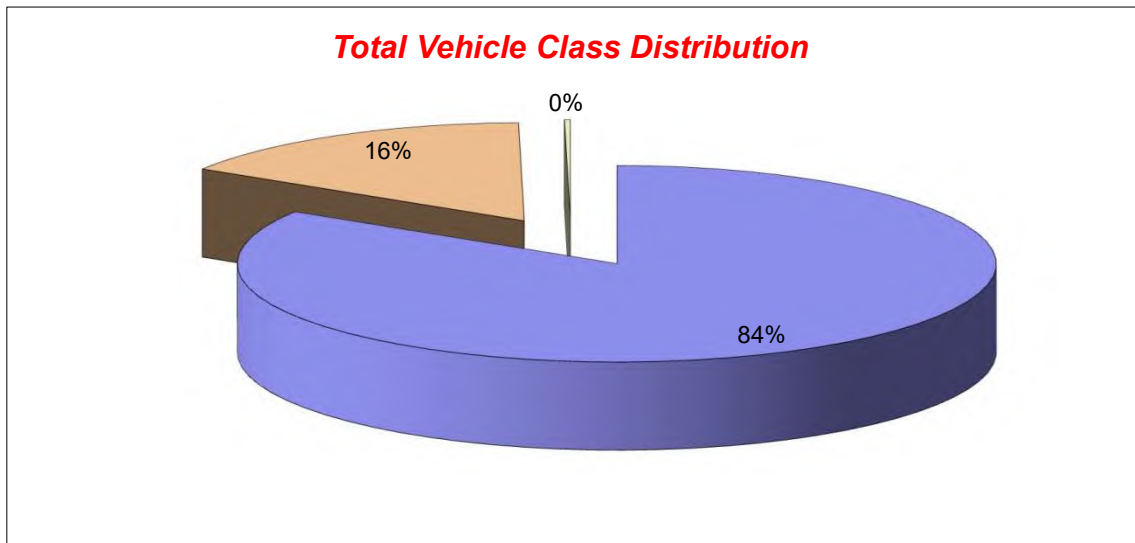
Produced by Road Data Services Ltd.

Channel 1 - Northbound

Vehicle Class

Week 1

Classes Day / Time	Car / LGV / Caravan - 1	OGV1 / Bus - 2,3,5,6,7,12	OGV2 - 4,8,9,10,11,13	TOTAL - 1-13
23/02/2023				
7-19	55	10	1	66
6-22	58	10	1	69
6-24	58	10	1	69
0-24	58	10	1	69
24/02/2023				
7-19	44	10	0	54
6-22	46	10	0	56
6-24	47	10	0	57
0-24	47	10	0	57
25/02/2023				
7-19	44	9	0	53
6-22	44	9	0	53
6-24	46	9	0	55
0-24	47	9	0	56
26/02/2023				
7-19	37	5	0	42
6-22	39	5	0	44
6-24	40	5	0	45
0-24	40	5	0	45
27/02/2023				
7-19	43	10	0	53
6-22	45	10	0	55
6-24	45	10	0	55
0-24	45	10	0	55
28/02/2023				
7-19	49	11	0	60
6-22	51	11	0	62
6-24	52	11	0	63
0-24	53	11	0	64
01/03/2023				
7-19	47	8	0	55
6-22	53	8	0	61
6-24	53	9	0	62
0-24	53	10	0	63
Average				
7-19	46	9	0	55
6-22	48	9	0	57
6-24	49	9	0	58
0-24	49	9	0	58



Lincolnshire ATC 49

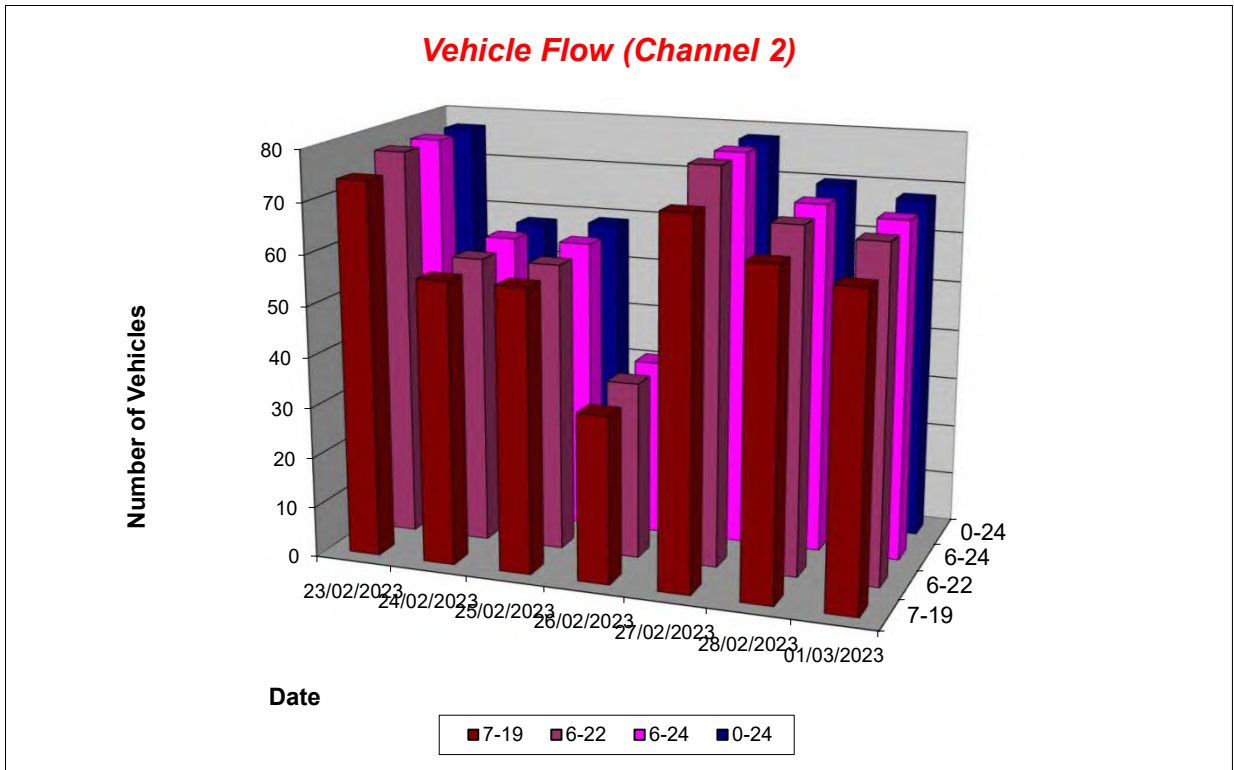
Produced by Road Data Services Ltd.

Channel 2 - Southbound

Vehicle Flow

Week 1

Hr Ending	23/02/2023 Thursday	24/02/2023 Friday	25/02/2023 Saturday	26/02/2023 Sunday	27/02/2023 Monday	28/02/2023 Tuesday	01/03/2023 Wednesday	Weekday Average	Average
1	0	0	0	0	0	0	0	0	0
2	0	0	0	0	0	0	1	0	0
3	0	0	0	0	0	0	0	0	0
4	0	0	0	0	0	0	0	0	0
5	0	0	1	0	0	0	0	0	0
6	0	0	0	0	0	1	0	0	0
7	2	0	1	1	0	1	3	1	1
8	7	9	0	0	9	7	5	7	5
9	5	5	2	1	10	6	8	7	5
10	4	4	5	2	4	4	3	4	4
11	11	3	2	3	8	7	9	8	6
12	6	4	11	4	3	4	6	5	5
13	5	4	2	1	5	3	2	4	3
14	8	7	6	5	6	3	7	6	6
15	6	1	5	4	8	9	4	6	5
16	9	7	9	6	7	8	10	8	8
17	7	6	9	3	6	5	5	6	6
18	1	2	1	3	5	4	2	3	3
19	5	4	4	1	1	4	0	3	3
20	0	1	0	1	4	1	0	1	1
21	1	0	0	0	1	2	2	1	1
22	0	0	0	0	1	0	0	0	0
23	0	1	0	0	0	1	0	0	0
24	0	0	1	0	0	0	1	0	0
7-19	74	56	56	33	72	64	61	65	59
6-22	77	57	57	35	78	68	66	69	63
6-24	77	58	58	35	78	69	67	70	63
0-24	77	58	59	35	78	70	68	70	64



Lincolnshire ATC 49

Produced by Road Data Services Ltd.

Channel 2 - Southbound

Average Speed

Week 1

Hr Ending	23/02/2023 Thursday	24/02/2023 Friday	25/02/2023 Saturday	26/02/2023 Sunday	27/02/2023 Monday	28/02/2023 Tuesday	01/03/2023 Wednesday
1	-	-	-	-	-	-	-
2	-	-	-	-	-	-	38.8
3	-	-	-	-	-	-	-
4	-	-	-	-	-	-	-
5	-	-	37.8	-	-	-	-
6	-	-	-	-	-	28.0	-
7	33.8	-	27.0	30.2	-	34.5	29.9
8	27.8	31.2	-	-	30.4	32.1	32.3
9	26.4	28.9	25.1	25.6	23.4	22.2	32.0
10	18.6	23.3	28.1	14.3	23.0	22.5	19.6
11	20.6	30.1	18.6	27.3	19.9	23.8	19.2
12	26.8	28.9	24.6	30.3	25.5	26.3	30.5
13	30.0	20.1	33.9	26.9	23.5	25.8	25.5
14	25.9	23.0	29.1	29.0	21.8	28.6	21.3
15	25.7	29.5	28.4	27.2	20.1	21.0	28.4
16	25.5	25.0	23.6	28.0	27.8	29.1	27.9
17	22.8	23.6	25.8	29.9	27.2	27.6	22.1
18	24.5	23.0	29.7	31.8	28.5	29.2	34.3
19	30.9	30.2	27.6	33.1	20.6	28.3	-
20	-	31.7	-	28.2	36.0	28.5	-
21	33.2	-	-	-	31.9	28.0	25.9
22	-	-	-	-	16.7	-	-
23	-	28.6	-	-	-	32.2	-
24	-	-	34.4	-	-	-	20.6

10-12	22.8	29.4	23.7	29.0	21.4	24.7	23.7
14-16	25.6	25.6	25.3	27.7	23.7	24.8	28.0
0-24	25.6	26.5	26.6	28.1	25.1	26.4	26.6

Average (ALL)	26.2
Weekday Inter-Peak	24.7

Channel 2 - Southbound

85th Percentile

Hr Ending	23/02/2023 Thursday	24/02/2023 Friday	25/02/2023 Saturday	26/02/2023 Sunday	27/02/2023 Monday	28/02/2023 Tuesday	01/03/2023 Wednesday
1	-	-	-	-	-	-	-
2	-	-	-	-	-	-	-
3	-	-	-	-	-	-	-
4	-	-	-	-	-	-	-
5	-	-	-	-	-	-	-
6	-	-	-	-	-	-	-
7	34.8	-	-	-	-	-	33.3
8	35.6	35.8	-	-	38.4	35.2	34.8
9	29.3	32.2	29.3	-	31.9	31.3	33.8
10	20.1	29.3	33.8	14.5	32.2	30.1	26.0
11	25.6	33.2	27.9	33.1	25.7	27.4	29.9
12	32.2	31.7	29.6	33.5	29.5	27.3	35.3
13	33.3	27.1	34.2	-	29.7	28.4	31.2
14	29.9	26.9	32.7	32.3	30.1	30.0	22.1
15	29.6	-	32.1	34.7	24.8	26.1	29.4
16	27.9	32.2	29.3	29.1	36.0	33.9	32.4
17	29.3	32.6	31.4	32.7	30.5	34.4	30.9
18	-	25.5	-	35.2	31.2	31.3	34.6
19	35.0	33.1	28.8	-	-	28.7	-
20	-	-	-	-	39.0	-	-
21	-	-	-	-	-	28.1	26.6
22	-	-	-	-	-	-	-
23	-	-	-	-	-	-	-
24	-	-	-	-	-	-	-

10-12	28.8	32.4	29.9	33.7	27.4	27.9	34.2
14-16	28.7	32.5	30.9	32.5	31.4	31.3	31.8
0-24	31.5	33.0	32.5	33.5	33.1	32.5	34.2

85th %ile (ALL)	32.9
Weekday Inter-Peak	31.4

Lincolnshire ATC 49

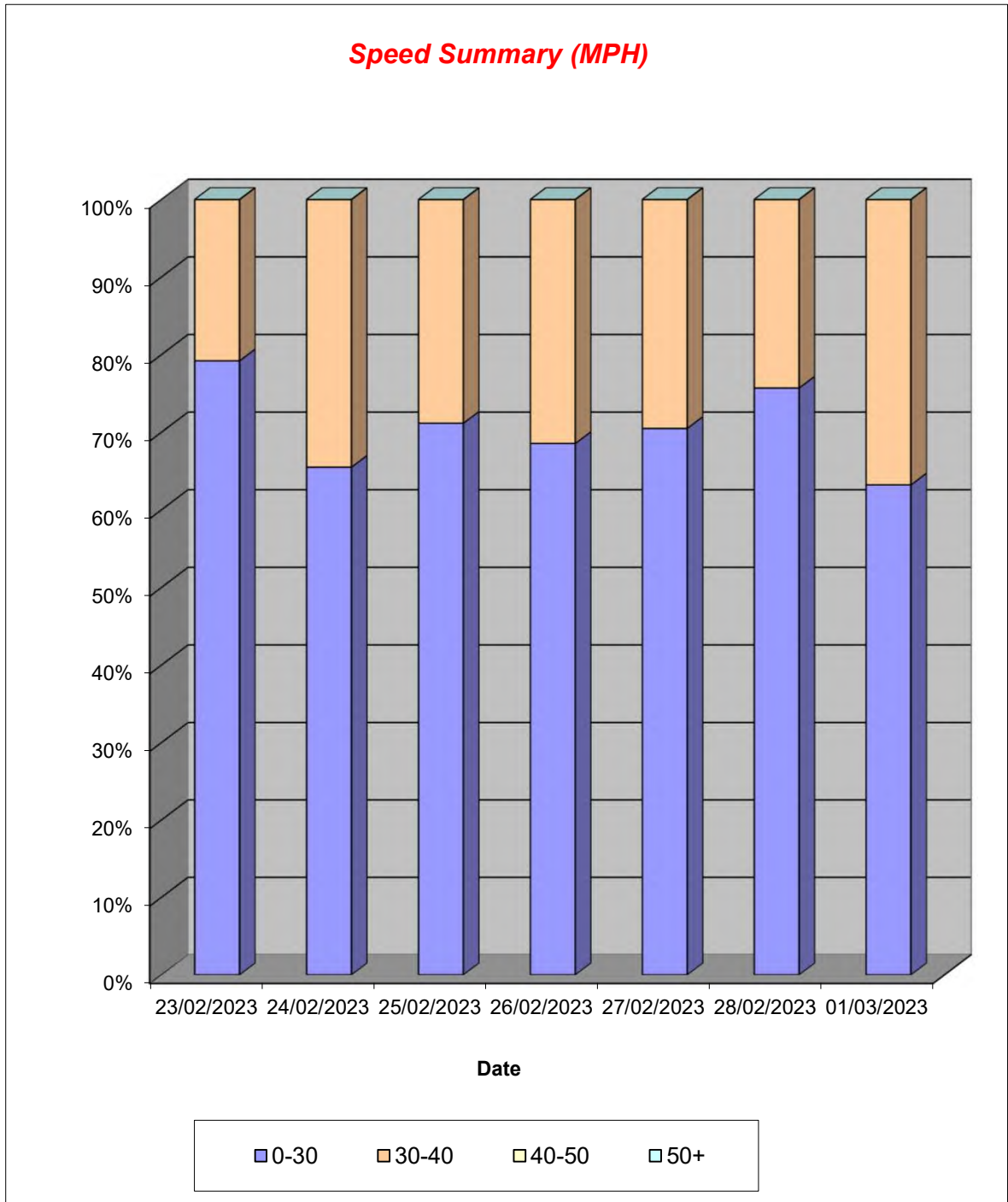
Produced by Road Data Services Ltd.

Channel 2 - Southbound

Speed Summary

Week 1

Speed (MPH)	23/02/2023 Thursday	24/02/2023 Friday	25/02/2023 Saturday	26/02/2023 Sunday	27/02/2023 Monday	28/02/2023 Tuesday	01/03/2023 Wednesday
0-30	61	38	42	24	55	53	43
30-40	16	20	17	11	23	17	25
40-50	0	0	0	0	0	0	0
50+	0	0	0	0	0	0	0
TOTAL	77	58	59	35	78	70	68



Lincolnshire ATC 49

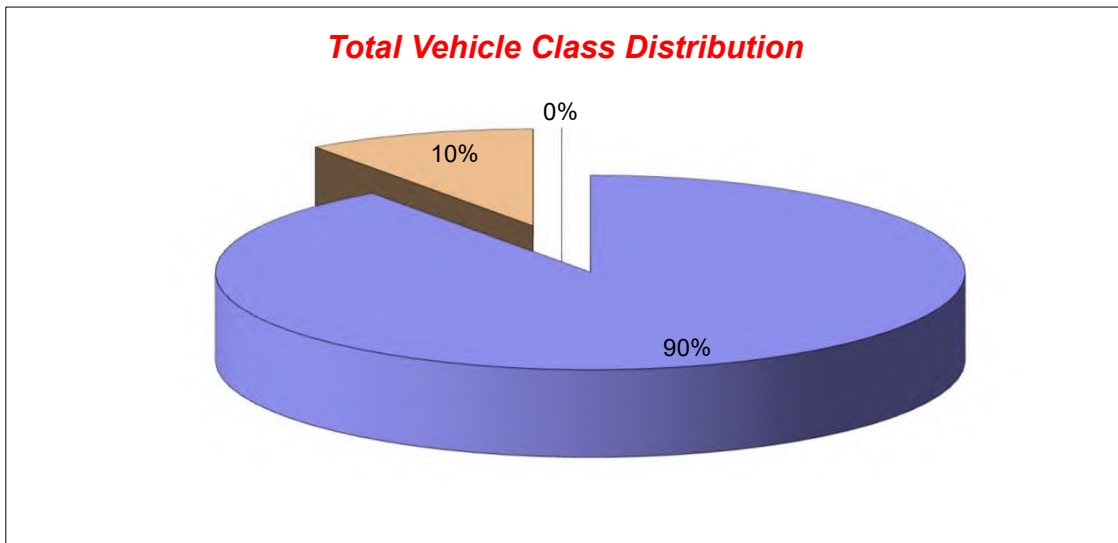
Produced by Road Data Services Ltd.

Channel 2 - Southbound

Vehicle Class

Week 1

Classes Day / Time	Car / LGV / Caravan - 1	OGV1 / Bus - 2,3,5,6,7,12	OGV2 - 4,8,9,10,11,13	TOTAL - 1-13
23/02/2023				
7-19	64	10	0	74
6-22	67	10	0	77
6-24	67	10	0	77
0-24	67	10	0	77
24/02/2023				
7-19	50	6	0	56
6-22	51	6	0	57
6-24	52	6	0	58
0-24	52	6	0	58
25/02/2023				
7-19	48	8	0	56
6-22	49	8	0	57
6-24	50	8	0	58
0-24	51	8	0	59
26/02/2023				
7-19	30	3	0	33
6-22	32	3	0	35
6-24	32	3	0	35
0-24	32	3	0	35
27/02/2023				
7-19	66	6	0	72
6-22	72	6	0	78
6-24	72	6	0	78
0-24	72	6	0	78
28/02/2023				
7-19	58	6	0	64
6-22	62	6	0	68
6-24	63	6	0	69
0-24	64	6	0	70
01/03/2023				
7-19	57	4	0	61
6-22	62	4	0	66
6-24	62	5	0	67
0-24	63	5	0	68
Average				
7-19	53	6	0	59
6-22	56	6	0	63
6-24	57	6	0	63
0-24	57	6	0	64



Lincolnshire ATC 49

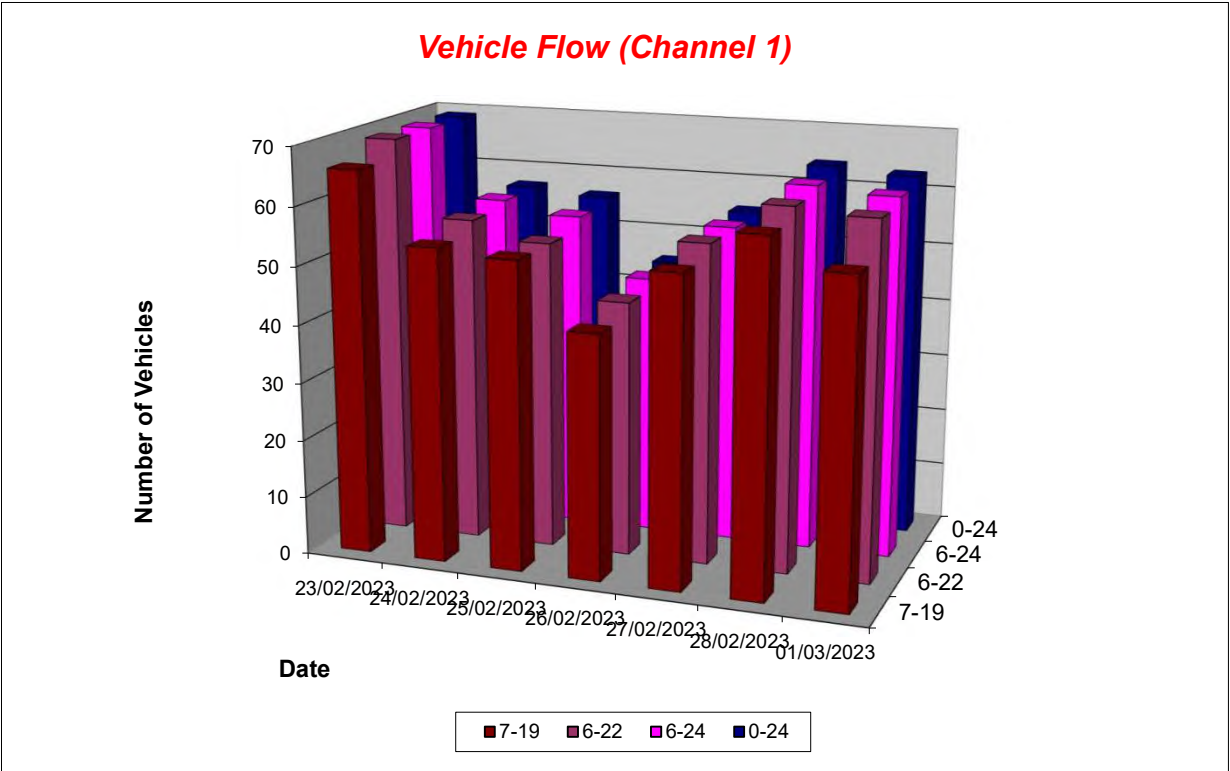
Produced by Road Data Services Ltd.

Channel 1 - Northbound

Vehicle Flow

Week 1

Hr Ending	23/02/2023 Thursday	24/02/2023 Friday	25/02/2023 Saturday	26/02/2023 Sunday	27/02/2023 Monday	28/02/2023 Tuesday	01/03/2023 Wednesday	Weekday Average	Average
1	0	0	1	0	0	1	0	0	0
2	0	0	0	0	0	0	0	0	0
3	0	0	0	0	0	0	0	0	0
4	0	0	0	0	0	0	0	0	0
5	0	0	0	0	0	0	0	0	0
6	0	0	0	0	0	0	1	0	0
7	0	0	0	0	0	0	0	0	0
8	2	1	4	0	3	0	1	1	2
9	4	6	7	1	4	9	4	5	5
10	9	1	4	7	6	5	11	6	6
11	5	6	6	4	3	6	1	4	4
12	7	3	4	4	3	3	5	4	4
13	4	4	2	6	6	5	3	4	4
14	4	6	5	4	5	5	11	6	6
15	6	8	6	4	10	3	1	6	5
16	5	6	7	2	2	4	6	5	5
17	3	6	1	6	7	8	5	6	5
18	9	5	4	3	3	5	5	5	5
19	8	2	3	1	1	7	2	4	3
20	1	2	0	0	1	1	4	2	1
21	2	0	0	2	1	1	2	1	1
22	0	0	0	0	0	0	0	0	0
23	0	1	1	0	0	1	0	0	0
24	0	0	1	1	0	0	1	0	0
7-19	66	54	53	42	53	60	55	58	55
6-22	69	56	53	44	55	62	61	61	57
6-24	69	57	55	45	55	63	62	61	58
0-24	69	57	56	45	55	64	63	62	58



Lincolnshire ATC 49

Produced by Road Data Services Ltd.

Channel 1 - Northbound

Average Speed

Week 1

Hr Ending	23/02/2023 Thursday	24/02/2023 Friday	25/02/2023 Saturday	26/02/2023 Sunday	27/02/2023 Monday	28/02/2023 Tuesday	01/03/2023 Wednesday
1	-	-	26.9	-	-	28.4	-
2	-	-	-	-	-	-	-
3	-	-	-	-	-	-	-
4	-	-	-	-	-	-	-
5	-	-	-	-	-	-	-
6	-	-	-	-	-	-	33.0
7	-	-	-	-	-	-	-
8	30.9	20.3	30.3	-	23.7	-	28.6
9	22.0	25.7	29.2	28.3	26.6	30.2	24.6
10	22.6	12.2	23.8	19.7	28.0	19.2	26.6
11	26.8	21.6	27.3	27.5	22.7	23.2	16.5
12	24.1	26.6	25.0	28.2	27.6	20.2	25.7
13	29.5	27.6	25.5	28.2	26.8	23.6	27.5
14	23.6	26.3	29.8	26.2	21.9	26.3	25.1
15	26.0	27.1	29.0	25.8	23.7	27.3	27.1
16	27.0	23.0	32.1	30.1	33.2	27.5	26.3
17	29.2	25.3	22.6	28.7	25.4	28.2	27.8
18	22.2	28.1	27.6	33.6	32.7	30.0	29.6
19	29.0	30.6	29.8	34.9	28.5	29.0	24.9
20	24.1	24.8	-	-	32.4	26.6	23.2
21	31.6	-	-	24.0	22.8	33.1	31.3
22	-	-	-	-	-	-	-
23	-	29.4	33.3	-	-	27.0	-
24	-	-	26.2	20.7	-	-	20.0

10-12	25.2	23.3	26.4	27.9	25.2	22.2	24.2
14-16	26.5	25.4	30.6	27.2	25.3	27.5	26.4
0-24	25.6	25.5	28.4	26.7	26.0	26.6	26.2

Average (ALL)	26.4
Weekday Inter-Peak	25.1

Channel 1 - Northbound

85th Percentile

Hr Ending	23/02/2023 Thursday	24/02/2023 Friday	25/02/2023 Saturday	26/02/2023 Sunday	27/02/2023 Monday	28/02/2023 Tuesday	01/03/2023 Wednesday
1	-	-	-	-	-	-	-
2	-	-	-	-	-	-	-
3	-	-	-	-	-	-	-
4	-	-	-	-	-	-	-
5	-	-	-	-	-	-	-
6	-	-	-	-	-	-	-
7	-	-	-	-	-	-	-
8	32.6	-	32.9	-	32.3	-	-
9	25.8	31.5	34.7	-	35.8	35.0	30.2
10	29.4	-	32.1	25.4	31.6	27.0	31.9
11	29.5	26.8	30.4	29.5	28.0	27.7	-
12	28.0	28.7	30.6	35.3	29.0	23.9	32.8
13	31.9	29.1	28.9	32.2	29.8	25.5	30.2
14	28.9	29.8	33.6	27.0	23.4	34.1	29.9
15	31.1	28.9	31.5	28.7	27.5	36.7	-
16	33.8	29.4	34.0	32.1	34.2	33.2	31.5
17	31.4	29.3	-	37.6	27.9	32.8	36.5
18	30.3	31.8	32.2	34.2	40.6	35.6	35.0
19	31.5	32.1	36.7	-	-	33.7	28.8
20	-	27.9	-	-	-	-	30.6
21	33.5	-	-	27.2	-	-	33.4
22	-	-	-	-	-	-	-
23	-	-	-	-	-	-	-
24	-	-	-	-	-	-	-

10-12	28.9	28.3	30.8	33.1	29.8	26.7	31.6
14-16	32.5	30.3	33.3	30.6	30.3	35.0	31.3
0-24	31.6	30.5	33.5	33.0	31.6	33.1	32.3

85th %ile (ALL)	32.3
Weekday Inter-Peak	30.6

Lincolnshire ATC 49

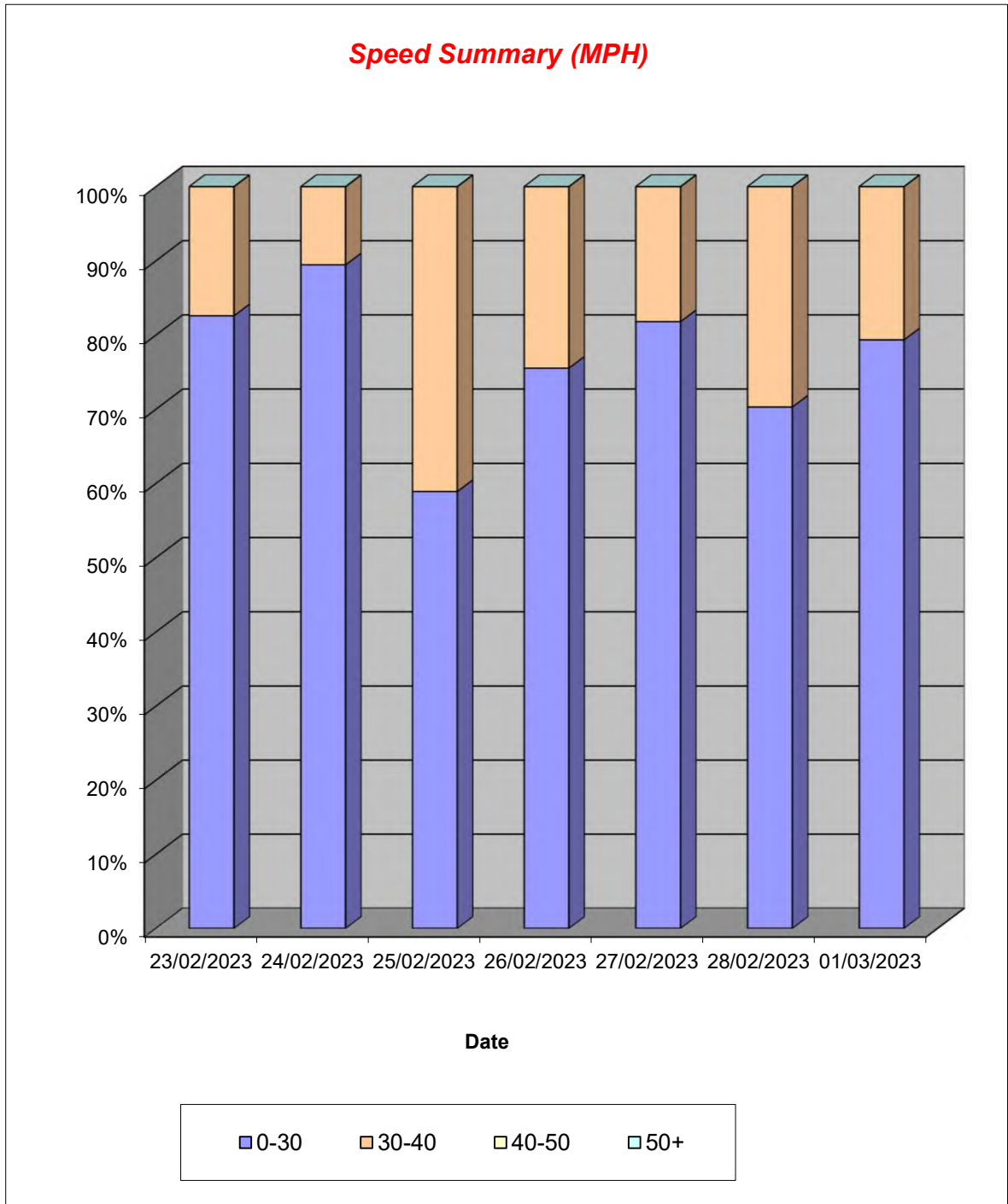
Produced by Road Data Services Ltd.

Channel 1 - Northbound

Speed Summary

Week 1

Speed (MPH)	23/02/2023 Thursday	24/02/2023 Friday	25/02/2023 Saturday	26/02/2023 Sunday	27/02/2023 Monday	28/02/2023 Tuesday	01/03/2023 Wednesday
0-30	57	51	33	34	45	45	50
30-40	12	6	23	11	10	19	13
40-50	0	0	0	0	0	0	0
50+	0	0	0	0	0	0	0
TOTAL	69	57	56	45	55	64	63



Lincolnshire ATC 49

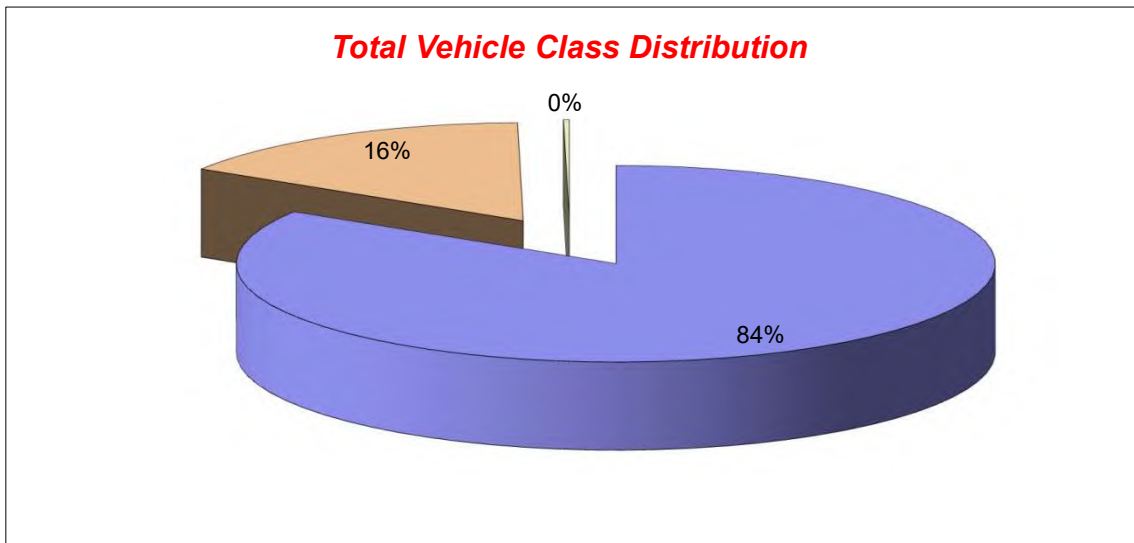
Produced by Road Data Services Ltd.

Channel 1 - Northbound

Vehicle Class

Week 1

Classes Day / Time	Car / LGV / Caravan - 1	OGV1 / Bus - 2,3,5,6,7,12	OGV2 - 4,8,9,10,11,13	TOTAL - 1-13
23/02/2023				
7-19	55	10	1	66
6-22	58	10	1	69
6-24	58	10	1	69
0-24	58	10	1	69
24/02/2023				
7-19	44	10	0	54
6-22	46	10	0	56
6-24	47	10	0	57
0-24	47	10	0	57
25/02/2023				
7-19	44	9	0	53
6-22	44	9	0	53
6-24	46	9	0	55
0-24	47	9	0	56
26/02/2023				
7-19	37	5	0	42
6-22	39	5	0	44
6-24	40	5	0	45
0-24	40	5	0	45
27/02/2023				
7-19	43	10	0	53
6-22	45	10	0	55
6-24	45	10	0	55
0-24	45	10	0	55
28/02/2023				
7-19	49	11	0	60
6-22	51	11	0	62
6-24	52	11	0	63
0-24	53	11	0	64
01/03/2023				
7-19	47	8	0	55
6-22	53	8	0	61
6-24	53	9	0	62
0-24	53	10	0	63
Average				
7-19	46	9	0	55
6-22	48	9	0	57
6-24	49	9	0	58
0-24	49	9	0	58



Lincolnshire ATC 49

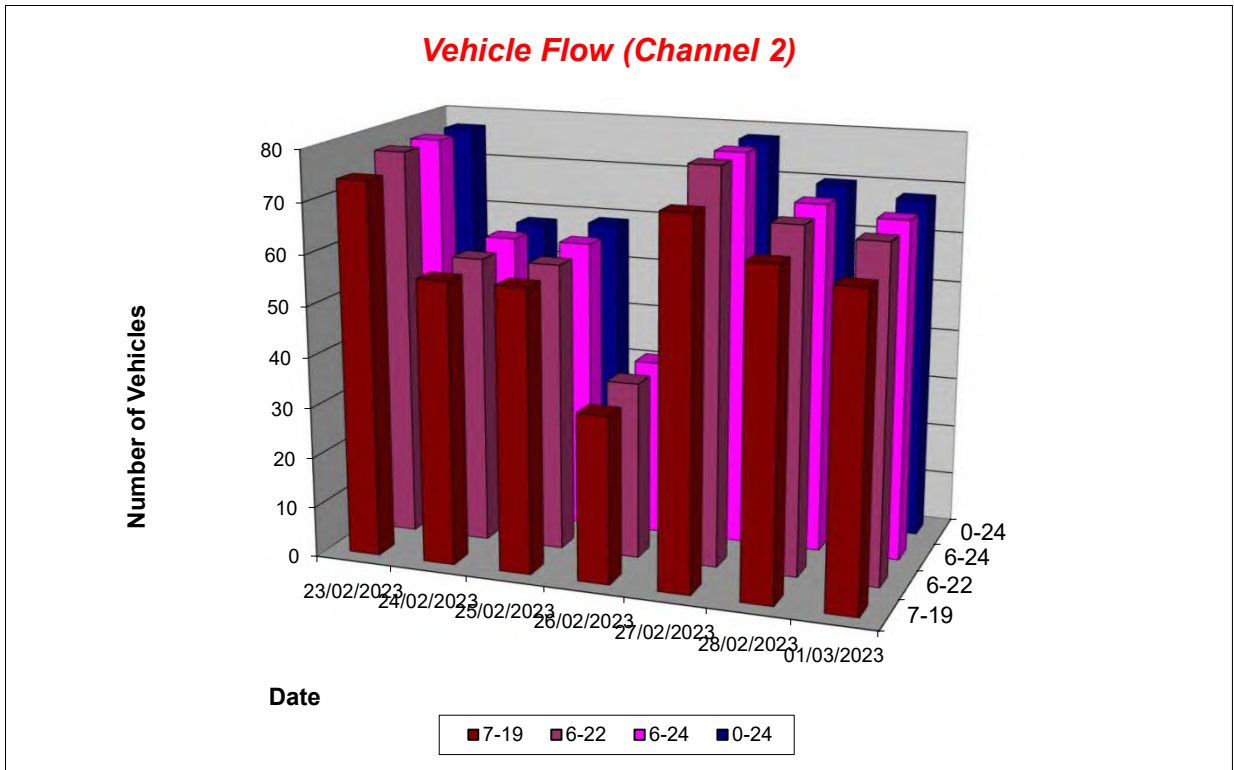
Produced by Road Data Services Ltd.

Channel 2 - Southbound

Vehicle Flow

Week 1

Hr Ending	23/02/2023 Thursday	24/02/2023 Friday	25/02/2023 Saturday	26/02/2023 Sunday	27/02/2023 Monday	28/02/2023 Tuesday	01/03/2023 Wednesday	Weekday Average	Average
1	0	0	0	0	0	0	0	0	0
2	0	0	0	0	0	0	1	0	0
3	0	0	0	0	0	0	0	0	0
4	0	0	0	0	0	0	0	0	0
5	0	0	1	0	0	0	0	0	0
6	0	0	0	0	0	1	0	0	0
7	2	0	1	1	0	1	3	1	1
8	7	9	0	0	9	7	5	7	5
9	5	5	2	1	10	6	8	7	5
10	4	4	5	2	4	4	3	4	4
11	11	3	2	3	8	7	9	8	6
12	6	4	11	4	3	4	6	5	5
13	5	4	2	1	5	3	2	4	3
14	8	7	6	5	6	3	7	6	6
15	6	1	5	4	8	9	4	6	5
16	9	7	9	6	7	8	10	8	8
17	7	6	9	3	6	5	5	6	6
18	1	2	1	3	5	4	2	3	3
19	5	4	4	1	1	4	0	3	3
20	0	1	0	1	4	1	0	1	1
21	1	0	0	0	1	2	2	1	1
22	0	0	0	0	1	0	0	0	0
23	0	1	0	0	0	1	0	0	0
24	0	0	1	0	0	0	1	0	0
7-19	74	56	56	33	72	64	61	65	59
6-22	77	57	57	35	78	68	66	69	63
6-24	77	58	58	35	78	69	67	70	63
0-24	77	58	59	35	78	70	68	70	64



Lincolnshire ATC 49

Produced by Road Data Services Ltd.

Channel 2 - Southbound

Average Speed

Week 1

Hr Ending	23/02/2023 Thursday	24/02/2023 Friday	25/02/2023 Saturday	26/02/2023 Sunday	27/02/2023 Monday	28/02/2023 Tuesday	01/03/2023 Wednesday
1	-	-	-	-	-	-	-
2	-	-	-	-	-	-	38.8
3	-	-	-	-	-	-	-
4	-	-	-	-	-	-	-
5	-	-	37.8	-	-	-	-
6	-	-	-	-	-	28.0	-
7	33.8	-	27.0	30.2	-	34.5	29.9
8	27.8	31.2	-	-	30.4	32.1	32.3
9	26.4	28.9	25.1	25.6	23.4	22.2	32.0
10	18.6	23.3	28.1	14.3	23.0	22.5	19.6
11	20.6	30.1	18.6	27.3	19.9	23.8	19.2
12	26.8	28.9	24.6	30.3	25.5	26.3	30.5
13	30.0	20.1	33.9	26.9	23.5	25.8	25.5
14	25.9	23.0	29.1	29.0	21.8	28.6	21.3
15	25.7	29.5	28.4	27.2	20.1	21.0	28.4
16	25.5	25.0	23.6	28.0	27.8	29.1	27.9
17	22.8	23.6	25.8	29.9	27.2	27.6	22.1
18	24.5	23.0	29.7	31.8	28.5	29.2	34.3
19	30.9	30.2	27.6	33.1	20.6	28.3	-
20	-	31.7	-	28.2	36.0	28.5	-
21	33.2	-	-	-	31.9	28.0	25.9
22	-	-	-	-	16.7	-	-
23	-	28.6	-	-	-	32.2	-
24	-	-	34.4	-	-	-	20.6

10-12	22.8	29.4	23.7	29.0	21.4	24.7	23.7
14-16	25.6	25.6	25.3	27.7	23.7	24.8	28.0
0-24	25.6	26.5	26.6	28.1	25.1	26.4	26.6

Average (ALL)	26.2
Weekday Inter-Peak	24.7

Channel 2 - Southbound

85th Percentile

Hr Ending	23/02/2023 Thursday	24/02/2023 Friday	25/02/2023 Saturday	26/02/2023 Sunday	27/02/2023 Monday	28/02/2023 Tuesday	01/03/2023 Wednesday
1	-	-	-	-	-	-	-
2	-	-	-	-	-	-	-
3	-	-	-	-	-	-	-
4	-	-	-	-	-	-	-
5	-	-	-	-	-	-	-
6	-	-	-	-	-	-	-
7	34.8	-	-	-	-	-	33.3
8	35.6	35.8	-	-	38.4	35.2	34.8
9	29.3	32.2	29.3	-	31.9	31.3	33.8
10	20.1	29.3	33.8	14.5	32.2	30.1	26.0
11	25.6	33.2	27.9	33.1	25.7	27.4	29.9
12	32.2	31.7	29.6	33.5	29.5	27.3	35.3
13	33.3	27.1	34.2	-	29.7	28.4	31.2
14	29.9	26.9	32.7	32.3	30.1	30.0	22.1
15	29.6	-	32.1	34.7	24.8	26.1	29.4
16	27.9	32.2	29.3	29.1	36.0	33.9	32.4
17	29.3	32.6	31.4	32.7	30.5	34.4	30.9
18	-	25.5	-	35.2	31.2	31.3	34.6
19	35.0	33.1	28.8	-	-	28.7	-
20	-	-	-	-	39.0	-	-
21	-	-	-	-	-	28.1	26.6
22	-	-	-	-	-	-	-
23	-	-	-	-	-	-	-
24	-	-	-	-	-	-	-

10-12	28.8	32.4	29.9	33.7	27.4	27.9	34.2
14-16	28.7	32.5	30.9	32.5	31.4	31.3	31.8
0-24	31.5	33.0	32.5	33.5	33.1	32.5	34.2

85th %ile (ALL)	32.9
Weekday Inter-Peak	31.4

Lincolnshire ATC 49

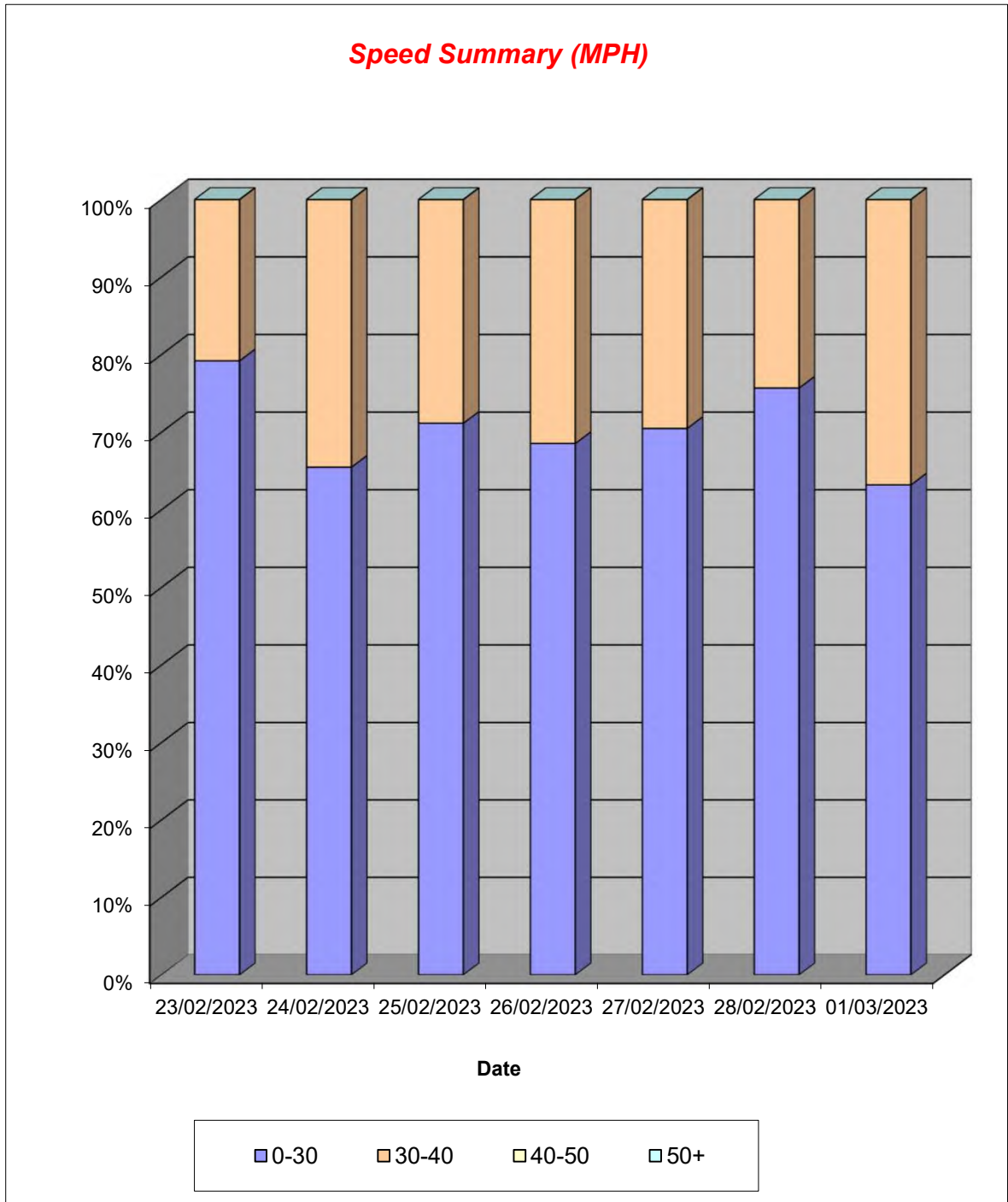
Produced by Road Data Services Ltd.

Channel 2 - Southbound

Speed Summary

Week 1

Speed (MPH)	23/02/2023 Thursday	24/02/2023 Friday	25/02/2023 Saturday	26/02/2023 Sunday	27/02/2023 Monday	28/02/2023 Tuesday	01/03/2023 Wednesday
0-30	61	38	42	24	55	53	43
30-40	16	20	17	11	23	17	25
40-50	0	0	0	0	0	0	0
50+	0	0	0	0	0	0	0
TOTAL	77	58	59	35	78	70	68



Lincolnshire ATC 49

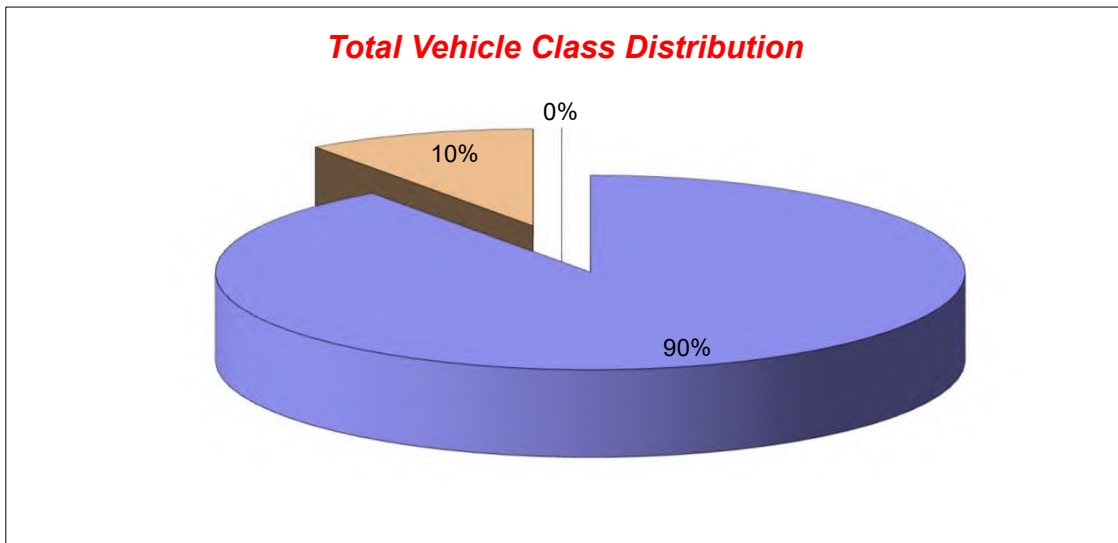
Produced by Road Data Services Ltd.

Channel 2 - Southbound

Vehicle Class

Week 1

Classes Day / Time	Car / LGV / Caravan - 1	OGV1 / Bus - 2,3,5,6,7,12	OGV2 - 4,8,9,10,11,13	TOTAL - 1-13
23/02/2023				
7-19	64	10	0	74
6-22	67	10	0	77
6-24	67	10	0	77
0-24	67	10	0	77
24/02/2023				
7-19	50	6	0	56
6-22	51	6	0	57
6-24	52	6	0	58
0-24	52	6	0	58
25/02/2023				
7-19	48	8	0	56
6-22	49	8	0	57
6-24	50	8	0	58
0-24	51	8	0	59
26/02/2023				
7-19	30	3	0	33
6-22	32	3	0	35
6-24	32	3	0	35
0-24	32	3	0	35
27/02/2023				
7-19	66	6	0	72
6-22	72	6	0	78
6-24	72	6	0	78
0-24	72	6	0	78
28/02/2023				
7-19	58	6	0	64
6-22	62	6	0	68
6-24	63	6	0	69
0-24	64	6	0	70
01/03/2023				
7-19	57	4	0	61
6-22	62	4	0	66
6-24	62	5	0	67
0-24	63	5	0	68
Average				
7-19	53	6	0	59
6-22	56	6	0	63
6-24	57	6	0	63
0-24	57	6	0	64



Lincolnshire ATC 50

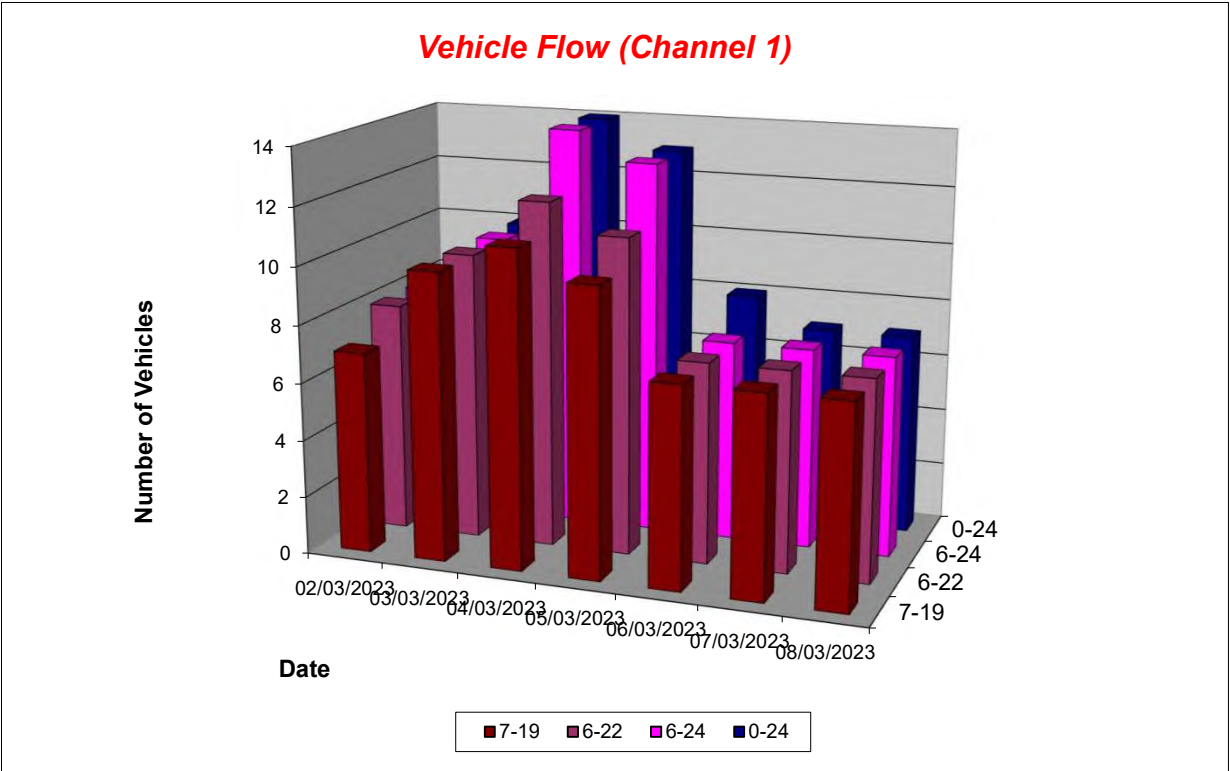
Produced by Road Data Services Ltd.

Channel 1 - Northwestbound

Vehicle Flow

Week 1

Hr Ending	02/03/2023 Thursday	03/03/2023 Friday	04/03/2023 Saturday	05/03/2023 Sunday	06/03/2023 Monday	07/03/2023 Tuesday	08/03/2023 Wednesday	Weekday Average	Average
1	0	0	0	0	0	0	0	0	0
2	0	0	0	0	0	0	0	0	0
3	0	0	0	0	1	0	0	0	0
4	0	0	0	0	0	0	0	0	0
5	0	0	0	0	0	0	0	0	0
6	0	0	0	0	0	0	0	0	0
7	0	0	0	0	0	0	0	0	0
8	0	1	0	0	0	0	0	0	0
9	1	0	1	1	1	2	2	1	1
10	1	1	0	0	0	0	0	0	0
11	0	1	1	1	2	0	0	1	1
12	0	1	1	0	0	0	1	0	0
13	0	1	4	1	0	0	0	0	1
14	1	3	0	1	1	2	0	1	1
15	1	1	1	3	0	0	1	1	1
16	1	0	1	2	2	1	1	1	1
17	1	1	1	1	0	0	1	1	1
18	0	0	0	0	1	1	0	0	0
19	1	0	1	0	0	1	1	1	1
20	0	0	0	0	0	0	0	0	0
21	1	0	1	1	0	0	0	0	0
22	0	0	0	0	0	0	0	0	0
23	0	0	1	2	0	0	0	0	0
24	0	0	1	0	0	0	0	0	0
7-19	7	10	11	10	7	7	7	8	8
6-22	8	10	12	11	7	7	7	8	9
6-24	8	10	14	13	7	7	7	8	9
0-24	8	10	14	13	8	7	7	8	10



Lincolnshire ATC 50

Produced by Road Data Services Ltd.

Channel 1 - Northwestbound

Average Speed

Week 1

Hr Ending	02/03/2023 Thursday	03/03/2023 Friday	04/03/2023 Saturday	05/03/2023 Sunday	06/03/2023 Monday	07/03/2023 Tuesday	08/03/2023 Wednesday
1	-	-	-	-	-	-	-
2	-	-	-	-	-	-	-
3	-	-	-	-	31.4	-	-
4	-	-	-	-	-	-	-
5	-	-	-	-	-	-	-
6	-	-	-	-	-	-	-
7	-	-	-	-	-	-	-
8	-	28.7	-	-	-	-	-
9	21.0	-	26.3	6.8	25.3	28.5	25.5
10	25.6	21.1	-	-	-	-	-
11	-	21.2	43.4	35.5	20.8	-	-
12	-	33.3	30.4	-	-	-	26.5
13	-	33.4	33.6	28.7	-	-	-
14	27.5	29.4	-	28.4	29.2	27.4	-
15	22.5	32.4	39.4	30.8	-	-	17.2
16	25.5	-	28.2	28.7	32.9	34.2	31.8
17	19.5	41.7	30.2	22.6	-	-	23.9
18	-	-	-	-	31.6	29.9	-
19	36.9	-	29.1	-	-	33.5	22.1
20	-	-	-	-	-	-	-
21	30.5	-	32.7	35.9	-	-	-
22	-	-	-	-	-	-	-
23	-	-	18.5	31.8	-	-	-
24	-	-	37.7	-	-	-	-

10-12	-	27.2	36.9	35.5	20.8	-	26.5
14-16	24.0	32.4	33.8	30.0	32.9	34.2	24.5
0-24	26.1	30.0	32.2	28.6	28.1	29.9	24.6

Average (ALL)	28.9
Weekday Inter-Peak	27.1

Channel 1 - Northwestbound

85th Percentile

Hr Ending	02/03/2023 Thursday	03/03/2023 Friday	04/03/2023 Saturday	05/03/2023 Sunday	06/03/2023 Monday	07/03/2023 Tuesday	08/03/2023 Wednesday
1	-	-	-	-	-	-	-
2	-	-	-	-	-	-	-
3	-	-	-	-	-	-	-
4	-	-	-	-	-	-	-
5	-	-	-	-	-	-	-
6	-	-	-	-	-	-	-
7	-	-	-	-	-	-	-
8	-	-	-	-	-	-	-
9	-	-	-	-	-	32.2	31.4
10	-	-	-	-	-	-	-
11	-	-	-	-	26.3	-	-
12	-	-	-	-	-	-	-
13	-	-	39.7	-	-	-	-
14	-	34.3	-	-	-	28.6	-
15	-	-	-	33.4	-	-	-
16	-	-	-	33.2	37.2	-	-
17	-	-	-	-	-	-	-
18	-	-	-	-	-	-	-
19	-	-	-	-	-	-	-
20	-	-	-	-	-	-	-
21	-	-	-	-	-	-	-
22	-	-	-	-	-	-	-
23	-	-	-	36.7	-	-	-
24	-	-	-	-	-	-	-

10-12	-	33.5	43.6	-	26.3	-	-
14-16	25.6	-	39.6	33.6	37.2	-	32.1
0-24	31.5	36.5	39.1	36.5	34.2	33.3	29.9

85th %ile (ALL)	35.7
Weekday Inter-Peak	33.8

Lincolnshire ATC 50

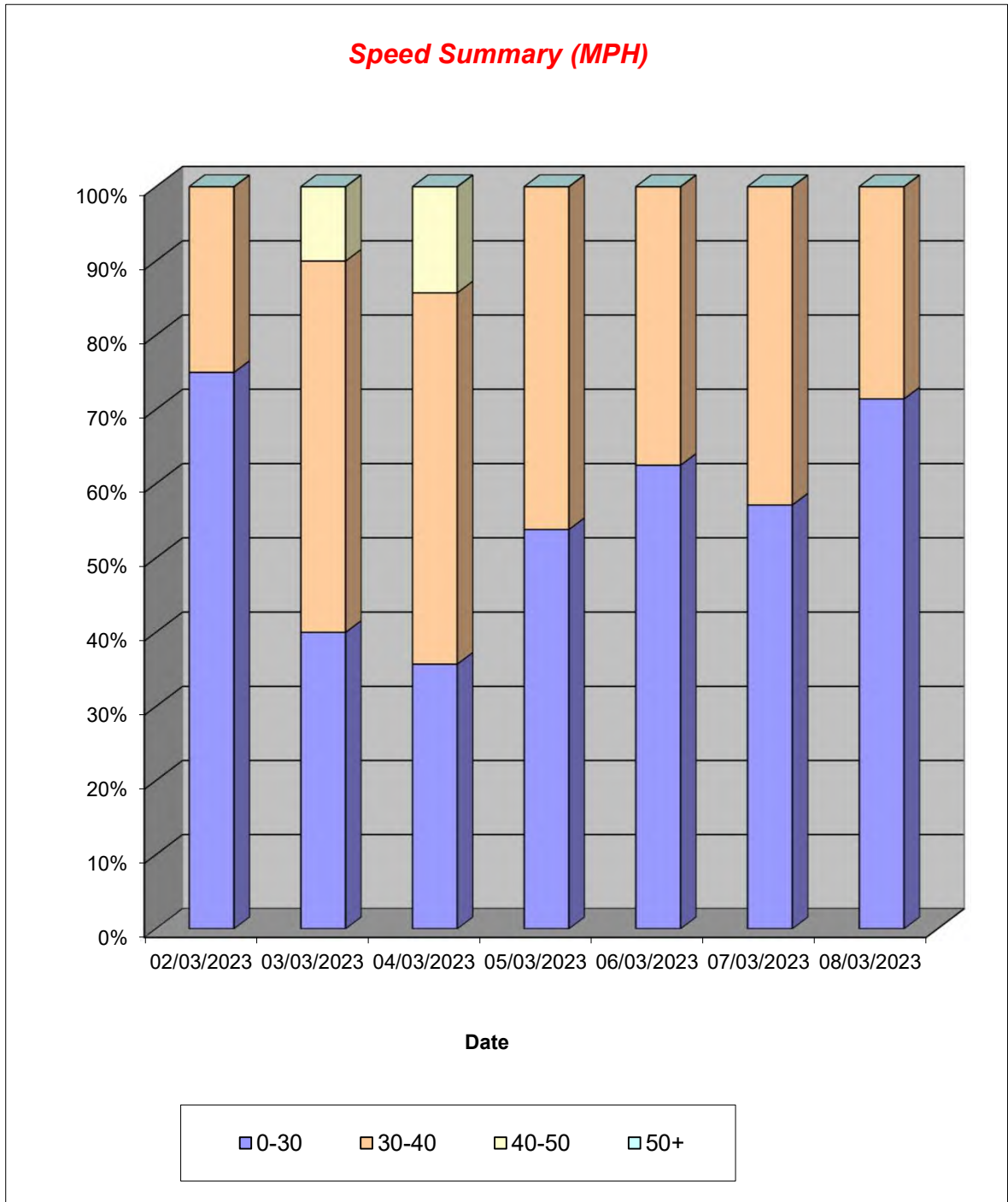
Produced by Road Data Services Ltd.

Channel 1 - Northwestbound

Speed Summary

Week 1

Speed (MPH)	02/03/2023 Thursday	03/03/2023 Friday	04/03/2023 Saturday	05/03/2023 Sunday	06/03/2023 Monday	07/03/2023 Tuesday	08/03/2023 Wednesday
0-30	6	4	5	7	5	4	5
30-40	2	5	7	6	3	3	2
40-50	0	1	2	0	0	0	0
50+	0	0	0	0	0	0	0
TOTAL	8	10	14	13	8	7	7



Lincolnshire ATC 50

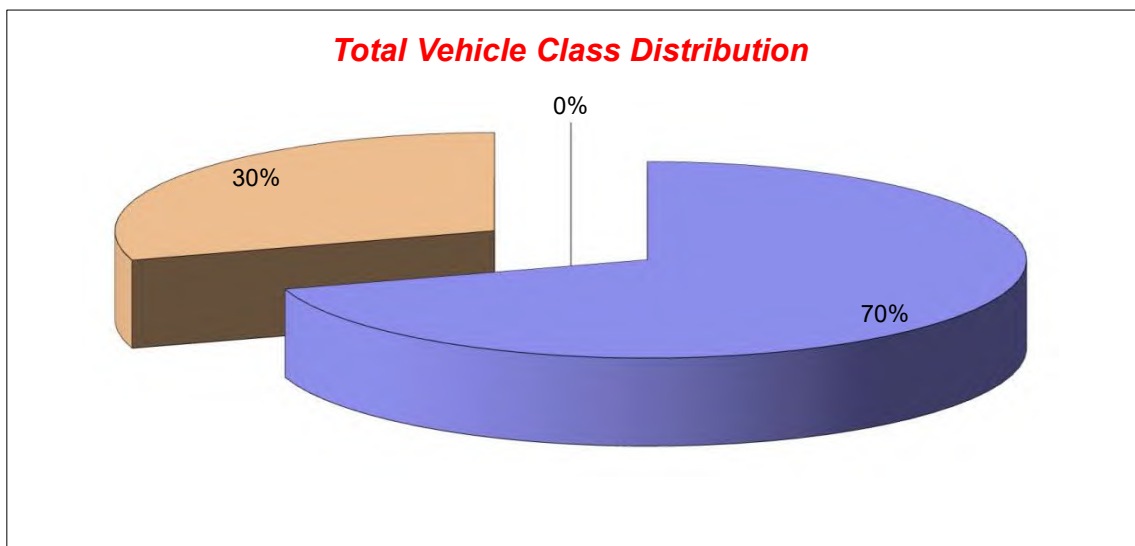
Produced by Road Data Services Ltd.

Channel 1 - Northwestbound

Vehicle Class

Week 1

Classes Day / Time	Car / LGV / Caravan - 1	OGV1 / Bus - 2,3,5,6,7,12	OGV2 - 4,8,9,10,11,13	TOTAL - 1-13
02/03/2023				
7-19	7	0	0	7
6-22	8	0	0	8
6-24	8	0	0	8
0-24	8	0	0	8
03/03/2023				
7-19	5	5	0	10
6-22	5	5	0	10
6-24	5	5	0	10
0-24	5	5	0	10
04/03/2023				
7-19	7	4	0	11
6-22	8	4	0	12
6-24	10	4	0	14
0-24	10	4	0	14
05/03/2023				
7-19	6	4	0	10
6-22	7	4	0	11
6-24	9	4	0	13
0-24	9	4	0	13
06/03/2023				
7-19	2	5	0	7
6-22	2	5	0	7
6-24	2	5	0	7
0-24	3	5	0	8
07/03/2023				
7-19	6	1	0	7
6-22	6	1	0	7
6-24	6	1	0	7
0-24	6	1	0	7
08/03/2023				
7-19	6	1	0	7
6-22	6	1	0	7
6-24	6	1	0	7
0-24	6	1	0	7
Average				
7-19	6	3	0	8
6-22	6	3	0	9
6-24	7	3	0	9
0-24	7	3	0	10



Lincolnshire ATC 50

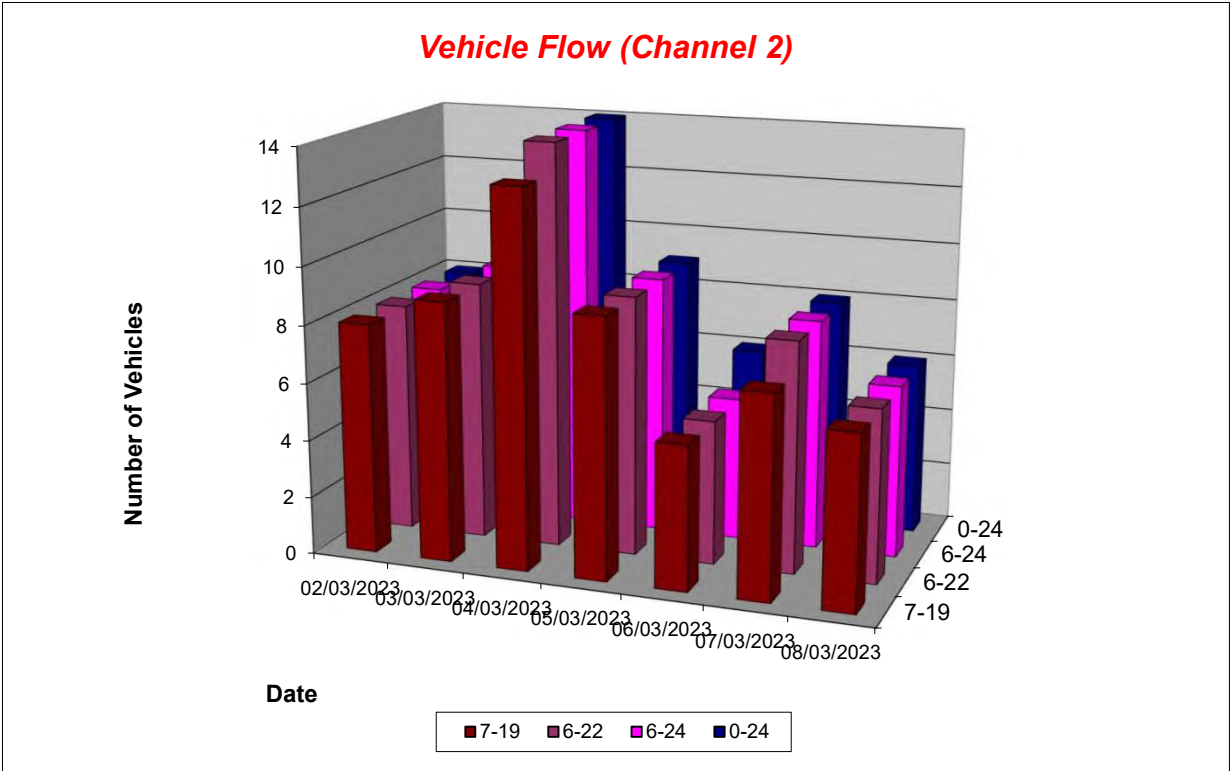
Produced by Road Data Services Ltd.

Channel 2 - Southeastbound

Vehicle Flow

Week 1

Hr Ending	02/03/2023 Thursday	03/03/2023 Friday	04/03/2023 Saturday	05/03/2023 Sunday	06/03/2023 Monday	07/03/2023 Tuesday	08/03/2023 Wednesday	Weekday Average	Average
1	0	0	0	0	0	0	0	0	0
2	0	0	0	0	0	0	0	0	0
3	0	0	0	0	0	0	0	0	0
4	0	0	0	0	1	0	0	0	0
5	0	0	0	0	0	0	0	0	0
6	0	0	0	0	0	0	0	0	0
7	0	0	0	0	0	0	0	0	0
8	0	0	0	0	0	0	1	0	0
9	0	1	2	0	0	1	0	0	1
10	1	2	2	0	1	0	0	1	1
11	0	3	0	0	1	0	1	1	1
12	0	0	1	0	0	0	0	0	0
13	1	0	2	3	0	0	1	0	1
14	0	1	1	3	1	4	1	1	2
15	2	1	2	1	0	1	1	1	1
16	2	0	1	0	0	0	1	1	1
17	0	1	0	2	2	1	0	1	1
18	0	0	1	0	0	0	0	0	0
19	2	0	1	0	0	0	0	0	0
20	0	0	0	0	0	1	0	0	0
21	0	0	0	0	0	0	0	0	0
22	0	0	1	0	0	0	0	0	0
23	0	0	0	0	0	0	0	0	0
24	0	0	0	0	0	0	0	0	0
7-19	8	9	13	9	5	7	6	7	8
6-22	8	9	14	9	5	8	6	7	8
6-24	8	9	14	9	5	8	6	7	8
0-24	8	9	14	9	6	8	6	7	9



Lincolnshire ATC 50

Produced by Road Data Services Ltd.

Channel 2 - Southeastbound

Average Speed

Week 1

Hr Ending	02/03/2023 Thursday	03/03/2023 Friday	04/03/2023 Saturday	05/03/2023 Sunday	06/03/2023 Monday	07/03/2023 Tuesday	08/03/2023 Wednesday
1	-	-	-	-	-	-	-
2	-	-	-	-	-	-	-
3	-	-	-	-	-	-	-
4	-	-	-	-	30.7	-	-
5	-	-	-	-	-	-	-
6	-	-	-	-	-	-	-
7	-	-	-	-	-	-	-
8	-	-	-	-	-	-	25.2
9	-	31.2	39.0	-	-	26.3	-
10	39.1	33.8	30.5	-	34.5	-	-
11	-	25.6	-	-	28.4	-	28.4
12	-	-	30.8	-	-	-	-
13	6.3	-	26.6	25.8	-	-	22.5
14	-	31.7	30.8	30.0	25.5	33.5	34.3
15	34.3	35.7	20.8	32.9	-	22.3	31.9
16	22.2	-	19.7	-	-	-	31.1
17	-	44.9	-	19.7	20.3	23.7	-
18	-	-	29.9	-	-	-	-
19	32.5	-	34.8	-	-	-	-
20	-	-	-	-	-	33.3	-
21	-	-	-	-	-	-	-
22	-	-	25.7	-	-	-	-
23	-	-	-	-	-	-	-
24	-	-	-	-	-	-	-

10-12	-	25.6	30.8	-	28.4	-	28.4
14-16	28.3	35.7	20.4	32.9	-	22.3	31.5
0-24	27.9	32.0	29.0	26.6	26.6	30.0	28.9

Average (ALL)	28.8
Weekday Inter-Peak	28.3

Channel 2 - Southeastbound

85th Percentile

Hr Ending	02/03/2023 Thursday	03/03/2023 Friday	04/03/2023 Saturday	05/03/2023 Sunday	06/03/2023 Monday	07/03/2023 Tuesday	08/03/2023 Wednesday
1	-	-	-	-	-	-	-
2	-	-	-	-	-	-	-
3	-	-	-	-	-	-	-
4	-	-	-	-	-	-	-
5	-	-	-	-	-	-	-
6	-	-	-	-	-	-	-
7	-	-	-	-	-	-	-
8	-	-	-	-	-	-	-
9	-	-	43.1	-	-	-	-
10	-	38.9	31.2	-	-	-	-
11	-	32.6	-	-	-	-	-
12	-	-	-	-	-	-	-
13	-	-	32.6	33.5	-	-	-
14	-	-	-	33.4	-	42.0	-
15	49.0	-	29.7	-	-	-	-
16	28.6	-	-	-	-	-	-
17	-	-	-	21.6	27.0	-	-
18	-	-	-	-	-	-	-
19	35.5	-	-	-	-	-	-
20	-	-	-	-	-	-	-
21	-	-	-	-	-	-	-
22	-	-	-	-	-	-	-
23	-	-	-	-	-	-	-
24	-	-	-	-	-	-	-

10-12	-	32.6	-	-	-	-	-
14-16	41.3	-	27.7	-	-	-	31.9
0-24	41.0	39.7	36.5	33.3	33.3	37.7	33.1

85th %ile (ALL)	37.1
Weekday Inter-Peak	36.9

Lincolnshire ATC 50

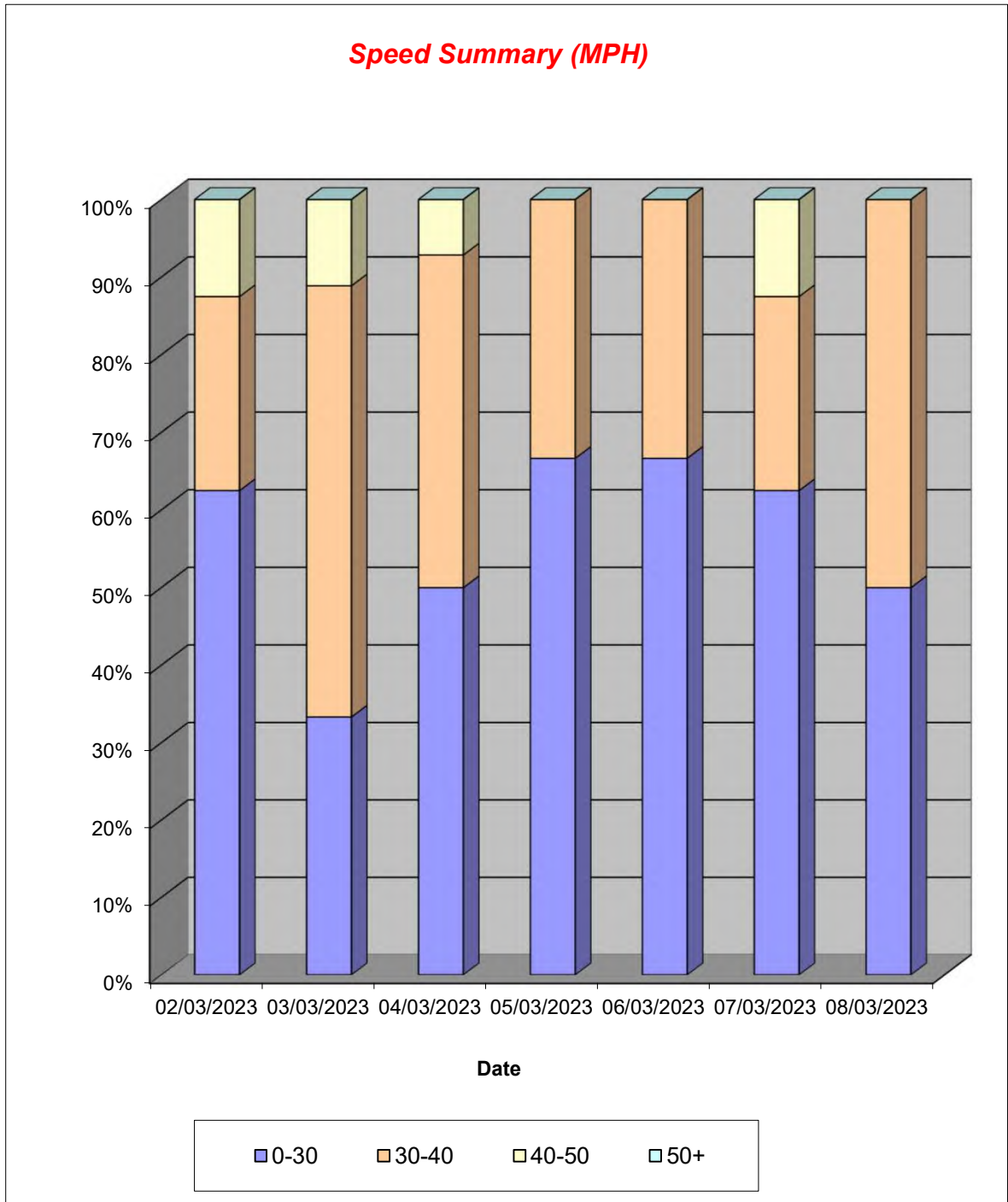
Produced by Road Data Services Ltd.

Channel 2 - Southeastbound

Speed Summary

Week 1

Speed (MPH)	02/03/2023 Thursday	03/03/2023 Friday	04/03/2023 Saturday	05/03/2023 Sunday	06/03/2023 Monday	07/03/2023 Tuesday	08/03/2023 Wednesday
0-30	5	3	7	6	4	5	3
30-40	2	5	6	3	2	2	3
40-50	1	1	1	0	0	1	0
50+	0	0	0	0	0	0	0
TOTAL	8	9	14	9	6	8	6



Lincolnshire ATC 50

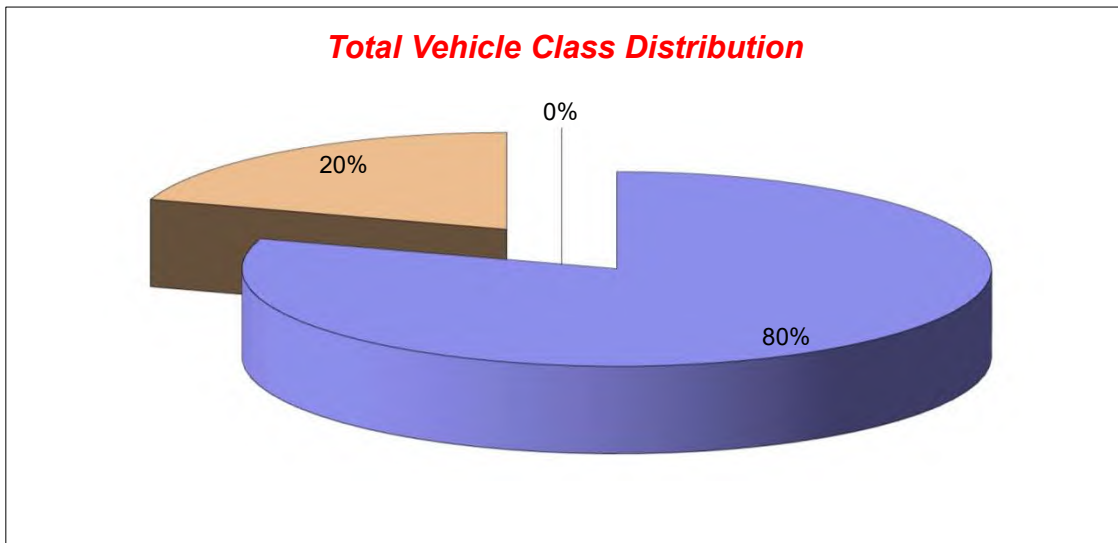
Produced by Road Data Services Ltd.

Channel 2 - Southeastbound

Vehicle Class

Week 1

Classes Day / Time	Car / LGV / Caravan - 1	OGV1 / Bus - 2,3,5,6,7,12	OGV2 - 4,8,9,10,11,13	TOTAL - 1-13
02/03/2023				
7-19	8	0	0	8
6-22	8	0	0	8
6-24	8	0	0	8
0-24	8	0	0	8
03/03/2023				
7-19	8	1	0	9
6-22	8	1	0	9
6-24	8	1	0	9
0-24	8	1	0	9
04/03/2023				
7-19	8	5	0	13
6-22	9	5	0	14
6-24	9	5	0	14
0-24	9	5	0	14
05/03/2023				
7-19	6	3	0	9
6-22	6	3	0	9
6-24	6	3	0	9
0-24	6	3	0	9
06/03/2023				
7-19	5	0	0	5
6-22	5	0	0	5
6-24	5	0	0	5
0-24	6	0	0	6
07/03/2023				
7-19	6	1	0	7
6-22	7	1	0	8
6-24	7	1	0	8
0-24	7	1	0	8
08/03/2023				
7-19	4	2	0	6
6-22	4	2	0	6
6-24	4	2	0	6
0-24	4	2	0	6
Average				
7-19	6	2	0	8
6-22	7	2	0	8
6-24	7	2	0	8
0-24	7	2	0	9



Lincolnshire ATC 52, Low Road

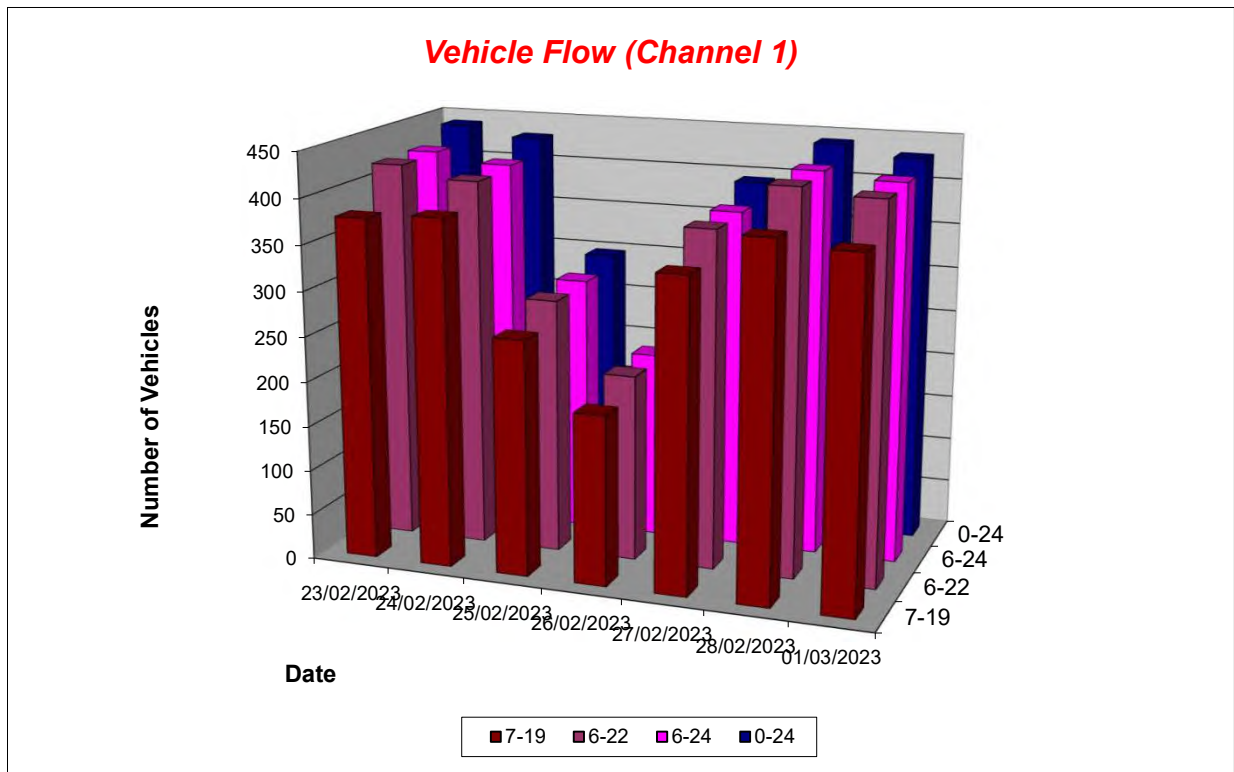
Produced by Road Data Services Ltd.

Channel 1 - Southbound

Vehicle Flow

Week 1

Hr Ending	23/02/2023 Thursday	24/02/2023 Friday	25/02/2023 Saturday	26/02/2023 Sunday	27/02/2023 Monday	28/02/2023 Tuesday	01/03/2023 Wednesday	Weekday Average	Average
1	0	2	2	1	0	1	2	1	1
2	1	0	0	0	0	0	0	0	0
3	0	0	1	0	1	0	0	0	0
4	0	2	0	1	1	0	0	1	1
5	0	0	3	1	2	1	1	1	1
6	17	13	5	3	13	13	8	13	10
7	21	10	3	3	15	21	21	18	13
8	42	39	19	6	38	43	41	41	33
9	46	51	16	9	52	45	58	50	40
10	29	19	24	11	15	34	27	25	23
11	33	43	23	25	25	26	24	30	28
12	37	29	39	24	23	35	27	30	31
13	24	18	28	19	24	29	23	24	24
14	26	33	23	17	35	30	38	32	29
15	22	39	22	14	28	35	35	32	28
16	30	35	14	22	31	45	40	36	31
17	42	34	21	15	29	34	30	34	29
18	27	27	20	16	27	23	22	25	23
19	20	17	12	10	17	9	15	16	14
20	8	4	7	9	5	5	10	6	7
21	11	10	5	6	7	3	5	7	7
22	3	0	7	1	3	7	1	3	3
23	1	2	2	1	1	2	1	1	1
24	0	2	1	0	1	0	1	1	1
7-19	378	384	261	188	344	388	380	375	332
6-22	421	408	283	207	374	424	417	409	362
6-24	422	412	286	208	376	426	419	411	364
0-24	440	429	297	214	393	441	430	427	378



Lincolnshire ATC 52, Low Road

Produced by Road Data Services Ltd.

Channel 1 - Southbound

Average Speed

Week 1

Hr Ending	23/02/2023 Thursday	24/02/2023 Friday	25/02/2023 Saturday	26/02/2023 Sunday	27/02/2023 Monday	28/02/2023 Tuesday	01/03/2023 Wednesday
1	-	32.6	39.7	44.3	-	38.3	38.9
2	42.0	-	-	-	-	-	-
3	-	-	29.4	-	25.6	-	-
4	-	34.2	-	39.2	31.3	-	-
5	-	-	34.0	27.3	33.3	38.1	32.9
6	32.9	32.6	30.2	37.6	35.9	34.6	34.3
7	34.4	35.3	36.0	34.2	34.9	34.2	33.4
8	34.2	34.7	33.2	30.8	34.2	33.6	34.6
9	34.7	34.5	31.5	29.7	34.0	33.4	32.3
10	30.2	31.3	30.0	32.9	33.9	32.6	32.4
11	32.2	31.3	33.9	32.7	29.6	30.3	32.3
12	29.8	32.6	32.2	31.2	32.6	29.8	32.8
13	32.4	32.3	33.2	33.4	31.5	32.5	28.8
14	32.9	31.2	32.3	33.2	33.8	32.3	31.7
15	34.5	32.2	34.1	35.4	30.4	33.8	34.7
16	34.3	35.1	28.4	33.1	34.1	32.8	32.6
17	33.2	33.5	33.3	34.3	33.0	34.5	32.7
18	33.3	32.2	32.8	34.2	33.9	33.7	35.4
19	31.3	31.6	34.4	33.2	33.0	32.0	33.3
20	33.7	34.6	30.9	32.6	31.7	33.9	32.7
21	26.9	33.6	36.4	30.6	38.2	28.8	30.9
22	32.3	-	32.5	43.6	32.8	33.8	43.1
23	37.1	30.1	28.1	30.4	32.0	41.5	26.3
24	-	26.2	27.8	-	33.4	-	30.0

10-12	30.9	31.8	32.8	32.0	31.0	30.0	32.6
14-16	34.4	33.5	31.9	34.0	32.3	33.2	33.6
0-24	32.8	33.0	32.5	33.1	33.2	32.9	32.9

Average (ALL)	32.9
Weekday Inter-Peak	32.4

Channel 1 - Southbound

85th Percentile

Hr Ending	23/02/2023 Thursday	24/02/2023 Friday	25/02/2023 Saturday	26/02/2023 Sunday	27/02/2023 Monday	28/02/2023 Tuesday	01/03/2023 Wednesday
1	-	34.0	42.4	-	-	-	42.6
2	-	-	-	-	-	-	-
3	-	-	-	-	-	-	-
4	-	39.1	-	-	-	-	-
5	-	-	38.8	-	36.5	-	-
6	37.2	37.9	34.0	40.3	41.0	41.4	40.7
7	39.1	41.2	41.4	38.7	39.6	40.4	37.9
8	39.0	39.7	39.6	34.8	40.4	38.5	39.0
9	40.9	39.2	35.8	41.8	38.8	38.7	39.6
10	37.9	37.4	35.0	41.0	40.1	39.3	37.4
11	38.8	36.3	37.1	39.9	35.6	37.7	37.2
12	36.8	37.6	36.8	36.9	38.7	34.5	36.8
13	36.9	38.1	38.9	40.1	36.8	37.4	36.4
14	37.7	37.5	38.3	37.4	39.2	37.0	38.2
15	40.7	38.0	38.4	39.9	37.1	38.2	39.8
16	41.0	41.3	35.5	40.3	40.0	38.7	38.5
17	39.5	39.7	38.0	38.5	38.8	39.9	39.0
18	39.5	37.9	39.3	39.3	40.3	37.9	40.3
19	37.0	36.1	39.9	40.1	38.1	37.9	39.0
20	38.4	37.7	36.8	40.4	37.6	36.5	37.6
21	32.2	38.4	42.7	35.0	43.3	35.7	35.3
22	38.4	-	35.3	-	33.5	37.9	-
23	-	30.3	28.3	-	-	44.4	-
24	-	27.2	-	-	-	-	-

10-12	37.8	36.9	37.0	38.6	37.2	36.0	37.1
14-16	40.9	39.7	38.2	40.4	38.9	38.5	39.3
0-24	39.1	38.7	38.0	39.8	39.1	38.6	38.9

85th %ile (ALL)	38.8
Weekday Inter-Peak	38.5

Lincolnshire ATC 52, Low Road

Produced by Road Data Services Ltd.

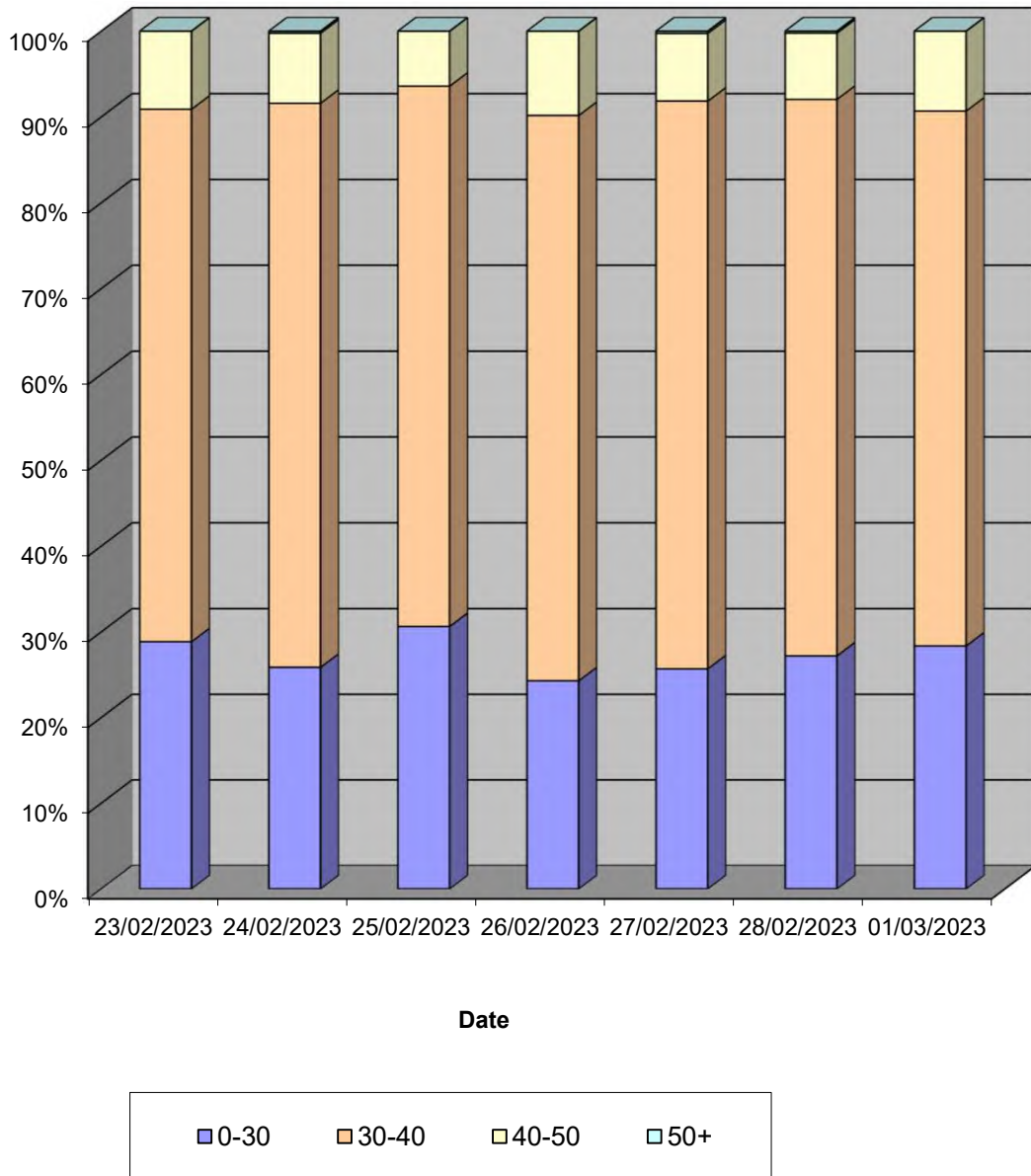
Channel 1 - Southbound

Speed Summary

Week 1

Speed (MPH)	23/02/2023 Thursday	24/02/2023 Friday	25/02/2023 Saturday	26/02/2023 Sunday	27/02/2023 Monday	28/02/2023 Tuesday	01/03/2023 Wednesday
0-30	127	111	91	52	101	120	122
30-40	273	282	187	141	260	286	268
40-50	40	35	19	21	31	34	40
50+	0	1	0	0	1	1	0
TOTAL	440	429	297	214	393	441	430

Speed Summary (MPH)



Lincolnshire ATC 52, Low Road

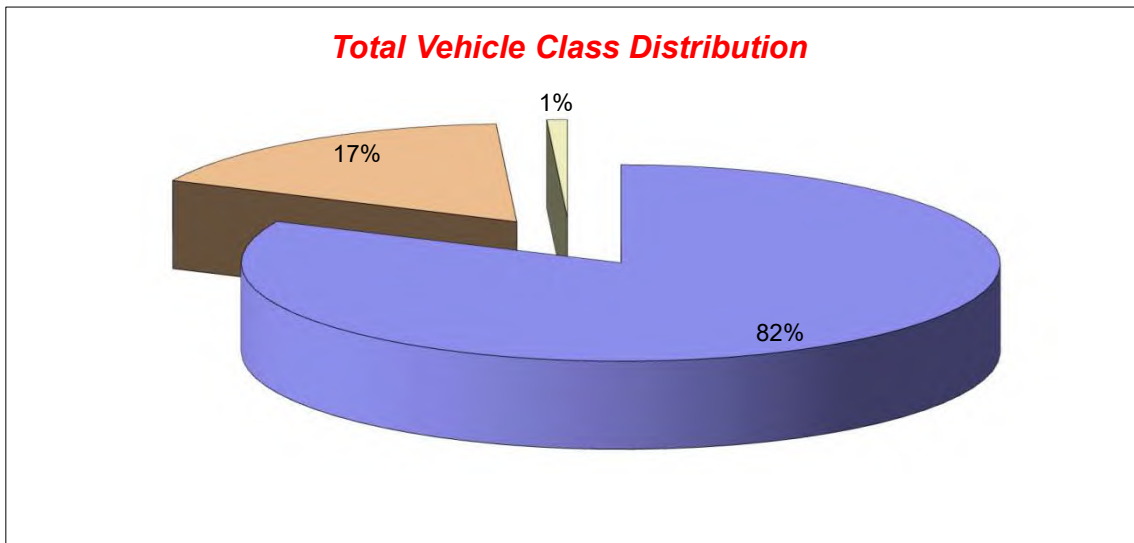
Produced by Road Data Services Ltd.

Channel 1 - Southbound

Vehicle Class

Week 1

Classes Day / Time	Car / LGV / Caravan - 1	OGV1 / Bus - 2,3,5,6,7,12	OGV2 - 4,8,9,10,11,13	TOTAL - 1-13
23/02/2023				
7-19	307	70	1	378
6-22	342	77	2	421
6-24	343	77	2	422
0-24	359	79	2	440
24/02/2023				
7-19	318	64	2	384
6-22	341	65	2	408
6-24	345	65	2	412
0-24	358	68	3	429
25/02/2023				
7-19	215	46	0	261
6-22	235	48	0	283
6-24	238	48	0	286
0-24	248	48	1	297
26/02/2023				
7-19	166	21	1	188
6-22	184	22	1	207
6-24	184	23	1	208
0-24	188	24	2	214
27/02/2023				
7-19	265	74	5	344
6-22	291	78	5	374
6-24	292	79	5	376
0-24	307	81	5	393
28/02/2023				
7-19	315	70	3	388
6-22	343	77	4	424
6-24	345	77	4	426
0-24	358	79	4	441
01/03/2023				
7-19	308	67	5	380
6-22	339	72	6	417
6-24	340	73	6	419
0-24	348	76	6	430
Average				
7-19	271	59	2	332
6-22	296	63	3	362
6-24	298	63	3	364
0-24	309	65	3	378



Lincolnshire ATC 52, Low Road

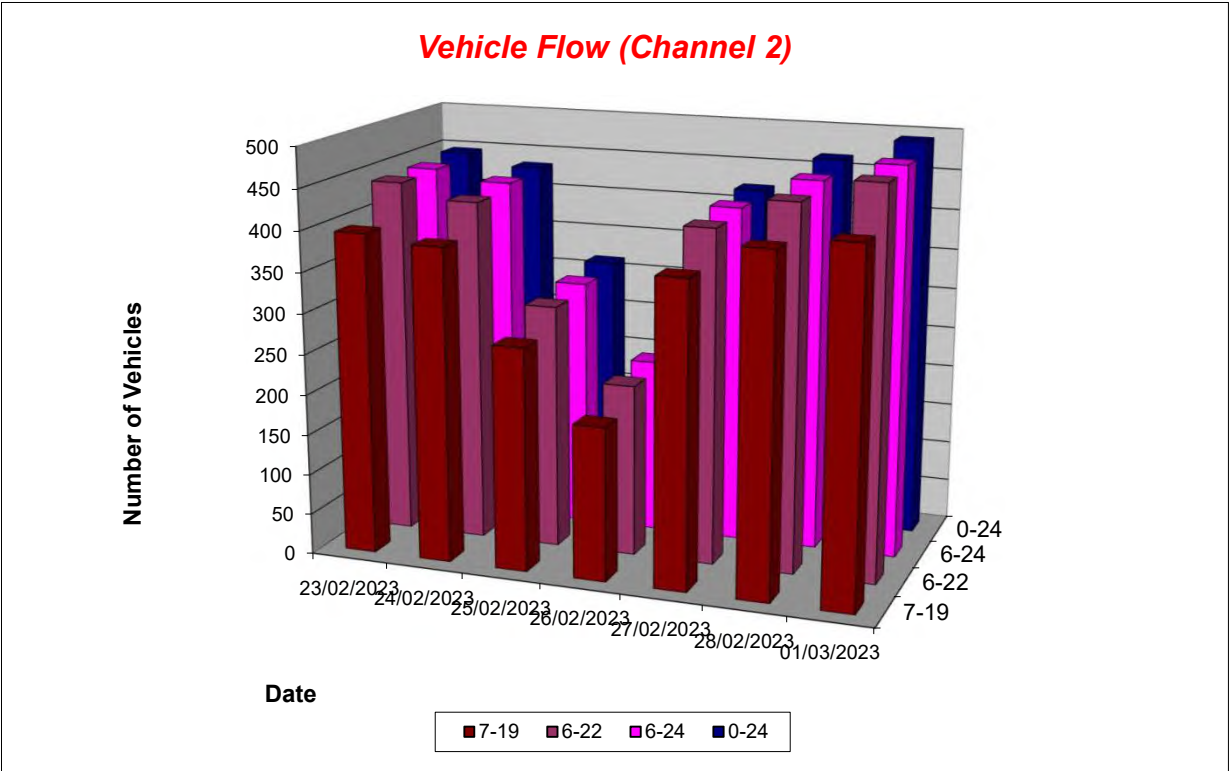
Produced by Road Data Services Ltd.

Channel 2 - Northbound

Vehicle Flow

Week 1

Hr Ending	23/02/2023 Thursday	24/02/2023 Friday	25/02/2023 Saturday	26/02/2023 Sunday	27/02/2023 Monday	28/02/2023 Tuesday	01/03/2023 Wednesday	Weekday Average	Average
1	0	1	2	2	0	2	1	1	1
2	0	0	2	0	0	0	0	0	0
3	0	0	0	0	0	0	0	0	0
4	0	0	1	1	0	0	1	0	0
5	1	1	0	0	0	1	0	1	0
6	4	1	1	0	4	6	10	5	4
7	4	5	0	1	12	8	6	7	5
8	20	19	9	3	19	22	23	21	16
9	31	30	15	7	36	43	34	35	28
10	40	22	15	16	18	28	39	29	25
11	29	23	24	15	22	36	14	25	23
12	32	37	24	21	26	40	35	34	31
13	22	40	30	23	33	25	38	32	30
14	23	32	21	20	18	30	36	28	26
15	33	28	21	24	43	34	42	36	32
16	47	41	30	18	36	34	46	41	36
17	54	47	27	16	54	52	56	53	44
18	45	51	39	16	42	48	36	44	40
19	20	17	20	10	26	21	28	22	20
20	18	15	11	10	12	14	17	15	14
21	15	7	8	8	11	10	17	12	11
22	7	8	7	4	3	3	9	6	6
23	1	4	5	2	5	6	3	4	4
24	0	3	2	2	1	2	1	1	2
7-19	396	387	275	189	373	413	427	399	351
6-22	440	422	301	212	411	448	476	439	387
6-24	441	429	308	216	417	456	480	445	392
0-24	446	432	314	219	421	465	492	451	398



Lincolnshire ATC 52, Low Road

Produced by Road Data Services Ltd.

Channel 2 - Northbound

Average Speed

Week 1

Hr Ending	23/02/2023 Thursday	24/02/2023 Friday	25/02/2023 Saturday	26/02/2023 Sunday	27/02/2023 Monday	28/02/2023 Tuesday	01/03/2023 Wednesday
1	-	44.9	41.0	37.1	-	44.1	28.0
2	-	-	33.8	-	-	-	-
3	-	-	-	-	-	-	-
4	-	-	39.9	31.1	-	-	36.6
5	43.3	33.1	-	-	-	36.6	-
6	45.4	44.0	35.7	-	44.2	37.4	35.9
7	38.9	38.0	-	40.1	35.3	39.1	33.9
8	41.3	39.9	31.0	42.5	38.5	38.5	37.4
9	36.6	39.1	36.7	39.6	39.5	37.9	36.9
10	37.9	37.2	34.3	31.6	39.2	37.3	36.5
11	36.6	34.2	37.7	36.5	36.7	36.1	36.9
12	34.6	33.1	38.5	34.9	35.1	36.0	35.8
13	38.7	38.2	37.5	39.5	36.5	35.0	34.8
14	34.1	36.0	37.7	38.6	36.3	32.0	37.6
15	36.4	34.4	38.5	36.8	35.2	37.0	36.1
16	38.5	39.4	36.8	40.2	35.6	36.8	37.4
17	39.3	39.4	38.7	39.0	38.6	39.0	38.0
18	40.8	40.2	37.6	40.5	39.5	39.8	40.2
19	40.6	40.6	40.8	38.6	39.1	39.2	41.1
20	37.0	37.6	39.0	34.8	40.3	34.5	39.0
21	37.0	38.8	39.7	40.6	40.8	37.3	39.0
22	42.3	41.2	44.6	43.8	39.7	43.7	42.4
23	38.8	37.5	44.8	39.1	35.8	39.0	44.1
24	-	38.6	42.9	46.9	33.1	45.0	33.9

10-12	35.5	33.5	38.1	35.5	35.9	36.1	36.1
14-16	37.6	37.4	37.5	38.3	35.4	36.9	36.8
0-24	38.1	37.9	38.0	37.9	37.7	37.3	37.5

Average (ALL)	37.7
Weekday Inter-Peak	36.2

Channel 2 - Northbound

85th Percentile

Hr Ending	23/02/2023 Thursday	24/02/2023 Friday	25/02/2023 Saturday	26/02/2023 Sunday	27/02/2023 Monday	28/02/2023 Tuesday	01/03/2023 Wednesday
1	-	-	47.1	38.3	-	47.7	-
2	-	-	45.2	-	-	-	-
3	-	-	-	-	-	-	-
4	-	-	-	-	-	-	-
5	-	-	-	-	-	-	-
6	50.7	-	-	-	49.2	46.0	40.3
7	42.5	45.5	-	-	41.3	46.5	39.2
8	47.6	46.0	38.9	47.6	42.7	46.4	43.3
9	41.8	44.0	41.1	44.0	47.5	46.2	43.3
10	45.0	41.5	44.7	40.8	43.9	41.9	41.5
11	41.5	41.0	44.1	45.4	41.7	43.9	44.6
12	42.9	40.6	43.5	45.1	41.1	42.6	43.6
13	46.5	44.2	42.7	46.6	43.6	44.2	40.3
14	41.5	41.2	45.0	45.4	44.3	36.0	45.1
15	43.5	43.6	45.4	44.4	44.8	43.6	45.0
16	43.5	47.2	43.7	48.5	43.6	42.3	43.3
17	45.9	44.9	44.7	44.4	45.2	44.6	43.4
18	47.4	44.8	44.0	47.1	47.6	47.4	45.9
19	45.1	48.9	48.6	45.6	47.1	45.9	46.8
20	43.2	43.3	44.9	42.3	44.7	41.3	45.6
21	43.5	43.0	45.0	45.3	44.8	43.1	45.1
22	49.6	47.8	49.6	50.0	45.5	52.2	51.9
23	-	43.9	49.6	43.2	43.6	47.3	47.9
24	-	42.9	55.0	51.7	-	49.2	-

10-12	42.5	40.8	43.9	45.2	41.5	43.3	43.9
14-16	43.7	46.2	44.4	46.4	44.3	43.0	44.3
0-24	44.9	44.7	45.0	46.0	45.1	44.5	44.3

85th %ile (ALL)	44.8
Weekday Inter-Peak	43.6

Lincolnshire ATC 52, Low Road

Produced by Road Data Services Ltd.

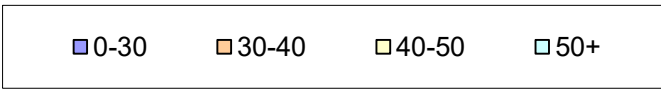
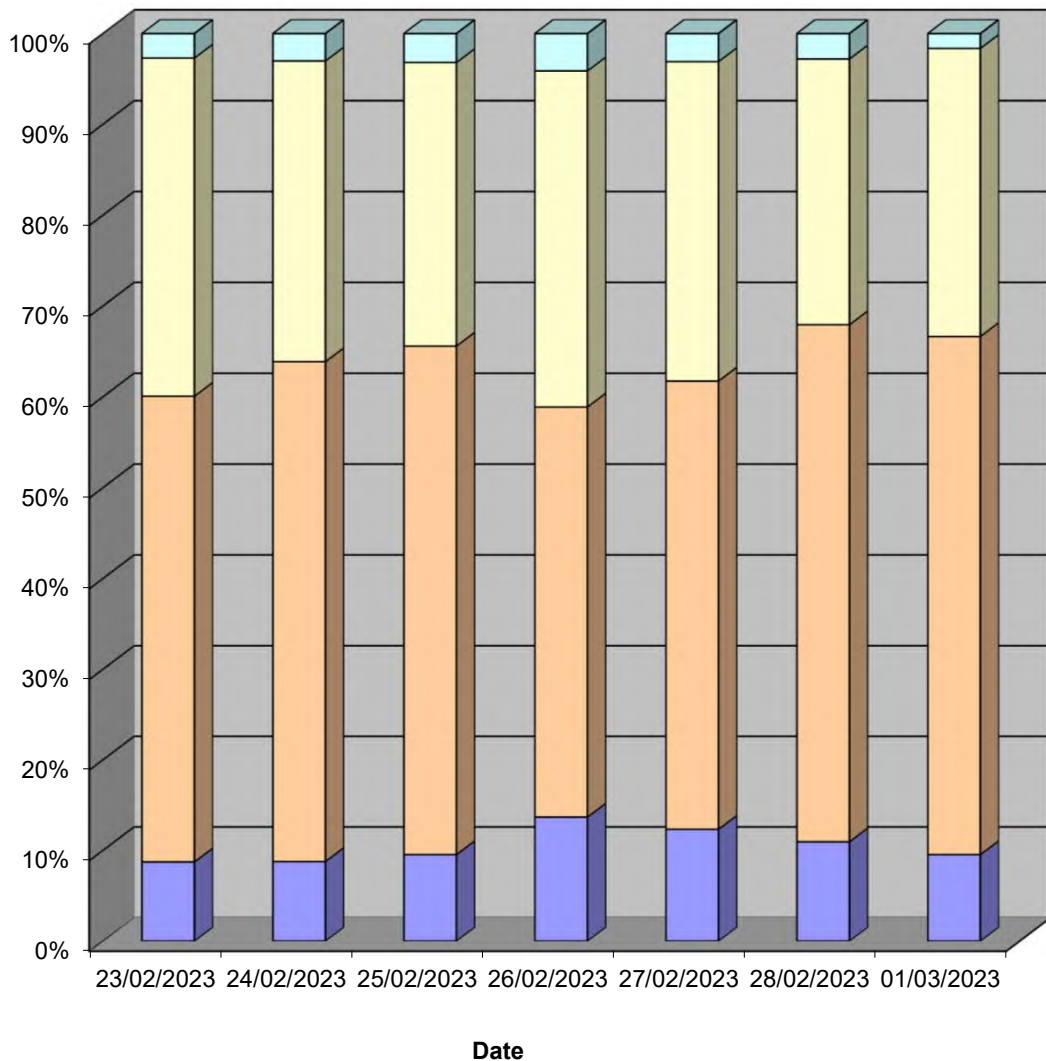
Channel 2 - Northbound

Speed Summary

Week 1

Speed (MPH)	23/02/2023 Thursday	24/02/2023 Friday	25/02/2023 Saturday	26/02/2023 Sunday	27/02/2023 Monday	28/02/2023 Tuesday	01/03/2023 Wednesday
0-30	39	38	30	30	52	51	47
30-40	229	238	176	99	208	265	281
40-50	166	143	98	81	148	136	156
50+	12	13	10	9	13	13	8
TOTAL	446	432	314	219	421	465	492

Speed Summary (MPH)



Lincolnshire ATC 52, Low Road

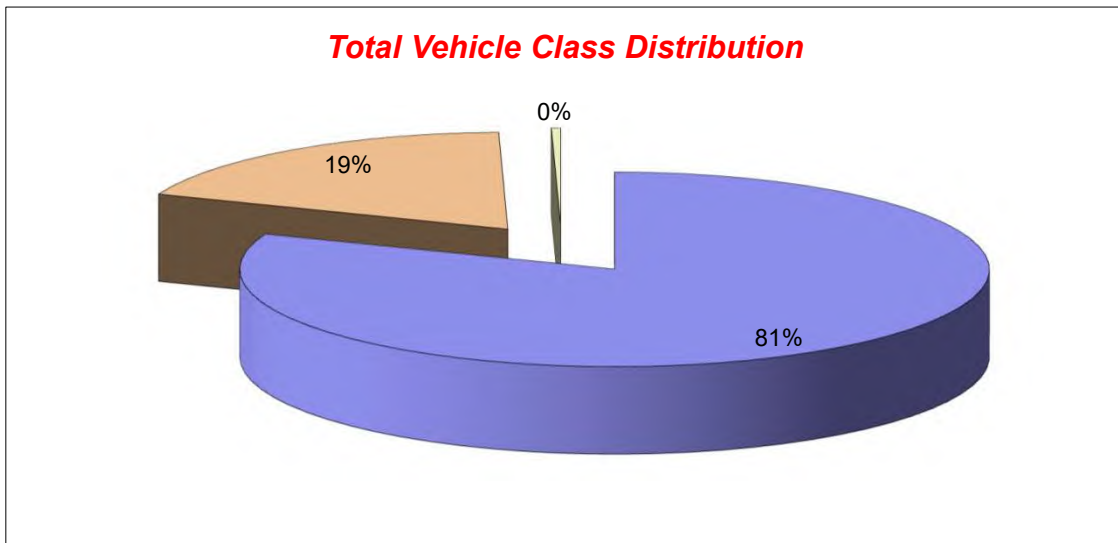
Produced by Road Data Services Ltd.

Channel 2 - Northbound

Vehicle Class

Week 1

Classes Day / Time	Car / LGV / Caravan - 1	OGV1 / Bus - 2,3,5,6,7,12	OGV2 - 4,8,9,10,11,13	TOTAL - 1-13
23/02/2023				
7-19	320	74	2	396
6-22	353	85	2	440
6-24	354	85	2	441
0-24	358	86	2	446
24/02/2023				
7-19	322	65	0	387
6-22	349	73	0	422
6-24	356	73	0	429
0-24	358	74	0	432
25/02/2023				
7-19	237	38	0	275
6-22	261	40	0	301
6-24	268	40	0	308
0-24	274	40	0	314
26/02/2023				
7-19	159	30	0	189
6-22	178	34	0	212
6-24	181	35	0	216
0-24	184	35	0	219
27/02/2023				
7-19	289	83	1	373
6-22	316	94	1	411
6-24	321	95	1	417
0-24	323	97	1	421
28/02/2023				
7-19	325	86	2	413
6-22	351	94	3	448
6-24	358	95	3	456
0-24	364	98	3	465
01/03/2023				
7-19	344	78	5	427
6-22	383	88	5	476
6-24	386	89	5	480
0-24	395	92	5	492
Average				
7-19	285	65	1	351
6-22	313	73	2	387
6-24	318	73	2	392
0-24	322	75	2	398



Lincolnshire ATC 53, A52 Holland Lane

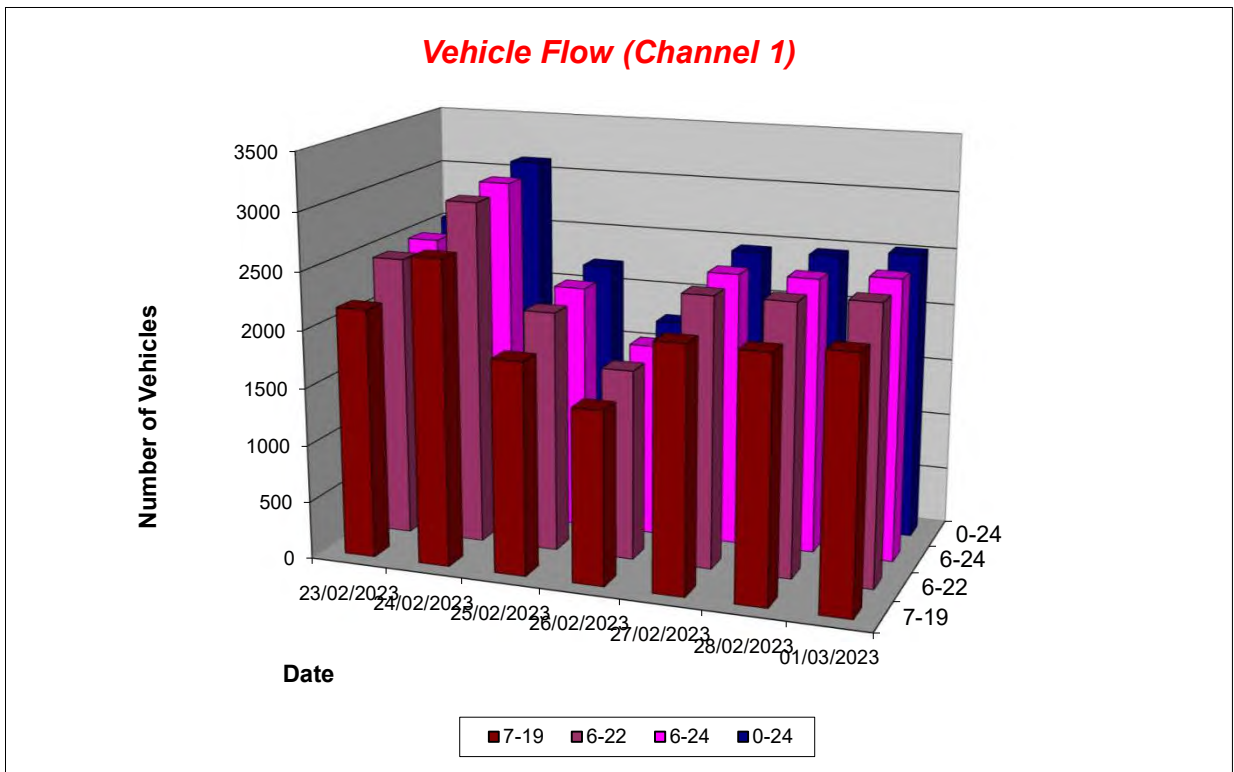
Produced by Road Data Services Ltd.

Channel 1 - Southeastbound

Vehicle Flow

Week 1

Hr Ending	23/02/2023 Thursday	24/02/2023 Friday	25/02/2023 Saturday	26/02/2023 Sunday	27/02/2023 Monday	28/02/2023 Tuesday	01/03/2023 Wednesday	Weekday Average	Average
1	11	9	12	13	10	6	8	9	10
2	4	3	6	5	8	10	7	6	6
3	8	12	3	5	2	6	4	6	6
4	7	8	8	4	4	3	5	5	6
5	14	11	9	10	9	11	8	11	10
6	23	29	13	10	17	18	29	23	20
7	107	109	55	18	86	93	78	95	78
8	170	171	72	25	153	179	157	166	132
9	196	190	100	47	182	179	202	190	157
10	177	206	117	117	159	159	185	177	160
11	194	179	211	182	164	186	160	177	182
12	179	189	244	205	183	176	206	187	197
13	156	217	218	208	181	177	146	175	186
14	176	238	162	161	218	171	171	195	185
15	164	251	154	140	174	162	178	186	175
16	189	256	158	125	188	185	188	201	184
17	237	287	155	132	198	206	234	232	207
18	195	273	151	81	200	201	196	213	185
19	136	195	109	84	124	133	153	148	133
20	79	115	86	64	78	72	69	83	80
21	56	74	59	45	40	54	57	56	55
22	46	45	49	26	31	29	34	37	37
23	17	29	36	29	21	31	32	26	28
24	19	20	25	11	12	11	13	15	16
7-19	2169	2652	1851	1507	2124	2114	2176	2247	2085
6-22	2457	2995	2100	1660	2359	2362	2414	2517	2335
6-24	2493	3044	2161	1700	2392	2404	2459	2558	2379
0-24	2560	3116	2212	1747	2442	2458	2520	2619	2436



Lincolnshire ATC 53, A52 Holland Lane

Produced by Road Data Services Ltd.

Channel 1 - Southeastbound

Average Speed

Week 1

Hr Ending	23/02/2023 Thursday	24/02/2023 Friday	25/02/2023 Saturday	26/02/2023 Sunday	27/02/2023 Monday	28/02/2023 Tuesday	01/03/2023 Wednesday
1	42.0	46.5	42.0	43.3	42.5	44.2	37.4
2	42.8	50.3	42.7	43.1	46.8	44.5	44.5
3	38.9	48.1	32.5	37.3	49.9	37.9	49.4
4	42.8	51.0	44.0	33.5	35.4	41.4	50.2
5	38.3	42.3	44.0	41.7	44.3	44.6	41.9
6	41.2	43.2	43.8	38.6	39.8	41.1	39.3
7	37.2	36.8	39.1	40.5	38.2	38.3	39.7
8	38.7	40.0	41.6	44.9	41.2	39.7	41.2
9	39.5	42.8	42.2	42.6	40.0	39.5	40.0
10	39.4	38.2	41.3	42.8	39.2	39.1	39.6
11	39.6	38.3	40.9	41.6	40.0	35.7	39.6
12	37.3	39.1	40.1	41.5	39.9	38.7	39.9
13	39.0	37.9	40.7	41.7	39.5	39.7	40.0
14	38.5	39.5	43.0	42.8	39.0	39.7	39.0
15	40.0	41.0	41.7	42.3	39.9	39.7	41.2
16	40.1	40.8	41.6	43.0	40.9	39.7	39.9
17	41.5	41.5	42.7	43.2	41.6	41.7	39.0
18	42.0	40.5	41.8	43.4	41.8	42.1	42.5
19	41.1	38.6	42.4	44.1	43.1	42.6	40.1
20	40.6	43.5	43.9	43.1	42.2	41.6	39.1
21	40.7	42.3	43.0	44.4	43.2	41.3	41.8
22	43.8	41.4	41.3	44.0	42.8	42.1	42.7
23	41.9	46.6	46.2	44.1	42.5	41.6	45.3
24	40.9	45.0	44.3	46.0	42.4	43.3	42.6

10-12	38.5	38.7	40.5	41.6	39.9	37.1	39.7
14-16	40.1	40.9	41.6	42.6	40.5	39.7	40.5
0-24	39.8	40.3	41.7	42.5	40.6	40.0	40.3

Average (ALL)	40.6
Weekday Inter-Peak	39.6

Channel 1 - Southeastbound

85th Percentile

Hr Ending	23/02/2023 Thursday	24/02/2023 Friday	25/02/2023 Saturday	26/02/2023 Sunday	27/02/2023 Monday	28/02/2023 Tuesday	01/03/2023 Wednesday
1	52.5	59.0	47.5	49.9	48.9	49.7	47.7
2	50.9	71.1	47.9	50.6	59.8	51.4	49.8
3	51.5	59.7	39.0	41.5	57.1	43.3	54.0
4	47.8	66.4	49.1	39.2	44.3	46.4	62.9
5	49.0	51.4	50.2	48.9	54.2	51.5	46.1
6	49.4	51.1	52.2	45.6	49.9	48.6	47.2
7	46.0	47.4	46.2	48.5	47.7	48.5	47.2
8	46.5	48.1	48.8	51.8	49.2	46.5	47.7
9	48.0	52.4	47.6	49.7	46.2	46.0	46.3
10	46.3	45.6	47.9	48.7	44.5	47.0	46.7
11	45.6	44.6	46.0	46.7	45.4	44.4	46.2
12	46.3	45.8	45.7	47.5	46.3	45.7	46.2
13	45.6	46.0	45.9	46.2	45.6	45.2	46.2
14	45.1	46.8	48.9	48.0	45.5	46.8	47.1
15	46.8	46.8	47.6	48.1	47.1	48.3	46.5
16	45.6	47.8	49.7	49.4	47.0	46.1	46.4
17	47.5	47.3	48.3	49.4	48.4	47.5	45.6
18	48.9	46.3	49.3	51.0	48.2	47.7	49.3
19	48.3	46.0	49.5	53.6	50.9	50.2	46.6
20	46.5	51.8	50.7	52.8	52.2	49.7	45.0
21	46.3	48.7	49.8	51.1	53.2	48.9	47.3
22	53.2	49.8	50.2	50.1	48.3	50.2	48.1
23	50.4	54.9	55.4	50.6	49.8	50.6	52.9
24	46.9	53.8	51.4	51.0	48.6	48.6	53.9

10-12	46.2	45.2	45.9	47.2	45.8	45.1	46.1
14-16	46.2	47.4	48.7	48.7	47.2	47.2	46.5
0-24	47.1	48.0	48.2	48.9	47.7	47.4	47.1

85th %ile (ALL)	47.8
Weekday Inter-Peak	46.5

Lincolnshire ATC 53, A52 Holland Lane

Produced by Road Data Services Ltd.

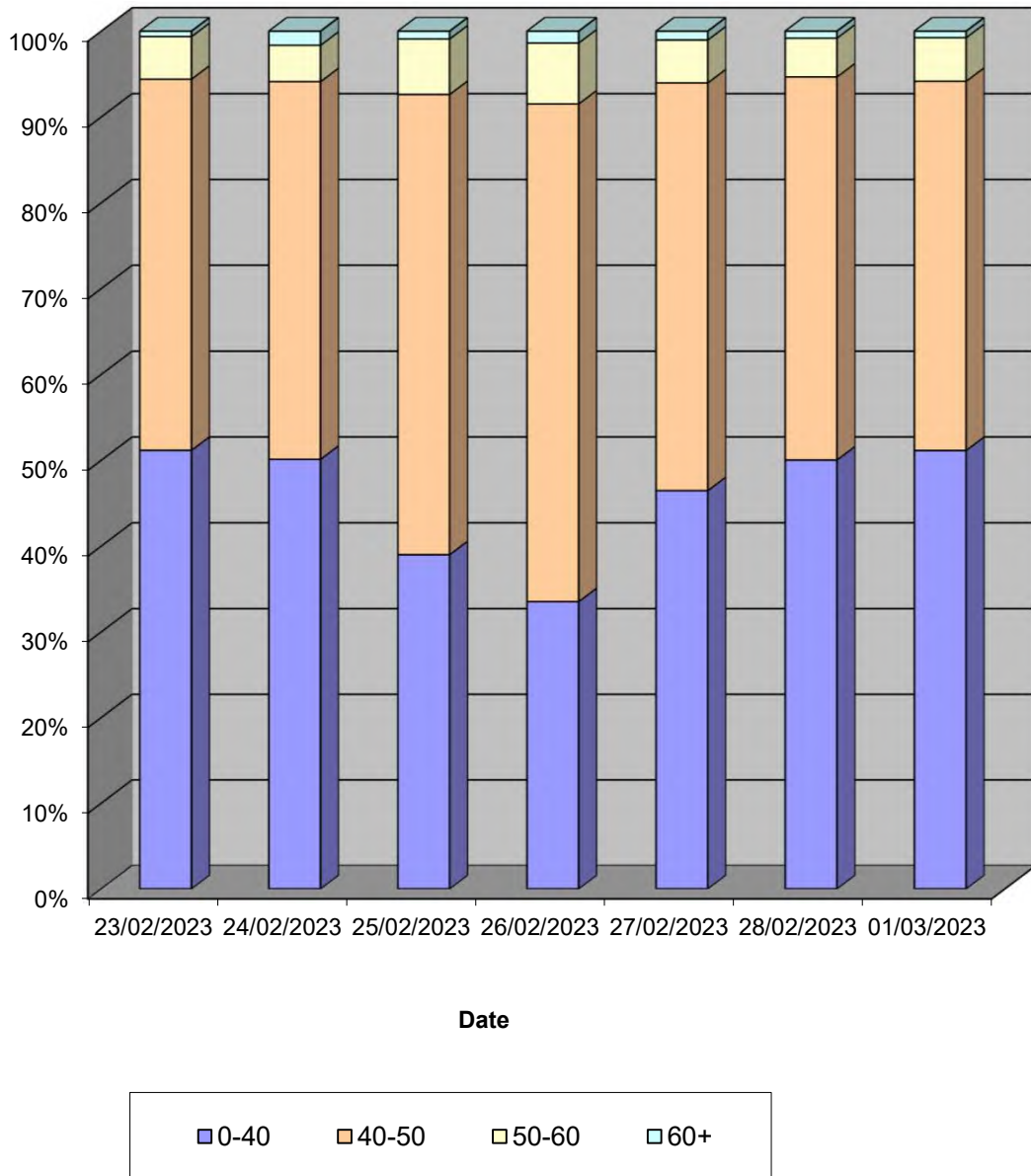
Channel 1 - Southeastbound

Speed Summary

Week 1

Speed (MPH)	23/02/2023 Thursday	24/02/2023 Friday	25/02/2023 Saturday	26/02/2023 Sunday	27/02/2023 Monday	28/02/2023 Tuesday	01/03/2023 Wednesday
0-40	1310	1562	863	586	1135	1230	1289
40-50	1107	1371	1186	1013	1160	1097	1084
50-60	127	132	143	124	122	111	128
60+	16	51	20	24	25	20	19
TOTAL	2560	3116	2212	1747	2442	2458	2520

Speed Summary (MPH)



Lincolnshire ATC 53, A52 Holland Lane

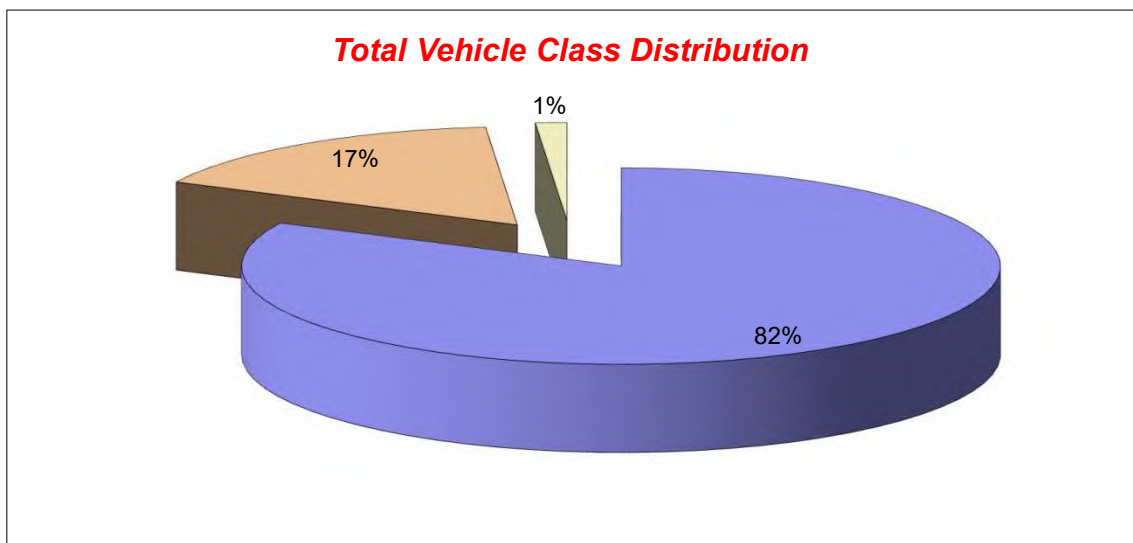
Produced by Road Data Services Ltd.

Channel 1 - Southeastbound

Vehicle Class

Week 1

Classes Day / Time	Car / LGV / Caravan - 1	OGV1 / Bus - 2,3,5,6,7,12	OGV2 - 4,8,9,10,11,13	TOTAL - 1-13
23/02/2023				
7-19	1721	416	32	2169
6-22	1952	471	34	2457
6-24	1985	474	34	2493
0-24	2032	492	36	2560
24/02/2023				
7-19	2214	394	44	2652
6-22	2501	448	46	2995
6-24	2545	453	46	3044
0-24	2600	468	48	3116
25/02/2023				
7-19	1636	204	11	1851
6-22	1842	245	13	2100
6-24	1900	248	13	2161
0-24	1942	257	13	2212
26/02/2023				
7-19	1389	117	1	1507
6-22	1519	139	2	1660
6-24	1555	143	2	1700
0-24	1596	147	4	1747
27/02/2023				
7-19	1709	380	35	2124
6-22	1896	427	36	2359
6-24	1925	431	36	2392
0-24	1967	438	37	2442
28/02/2023				
7-19	1636	443	35	2114
6-22	1838	488	36	2362
6-24	1876	492	36	2404
0-24	1910	511	37	2458
01/03/2023				
7-19	1698	427	51	2176
6-22	1890	472	52	2414
6-24	1932	475	52	2459
0-24	1974	493	53	2520
Average				
7-19	1715	340	30	2085
6-22	1920	384	31	2335
6-24	1960	388	31	2379
0-24	2003	401	33	2436



Lincolnshire ATC 53, A52 Holland Lane

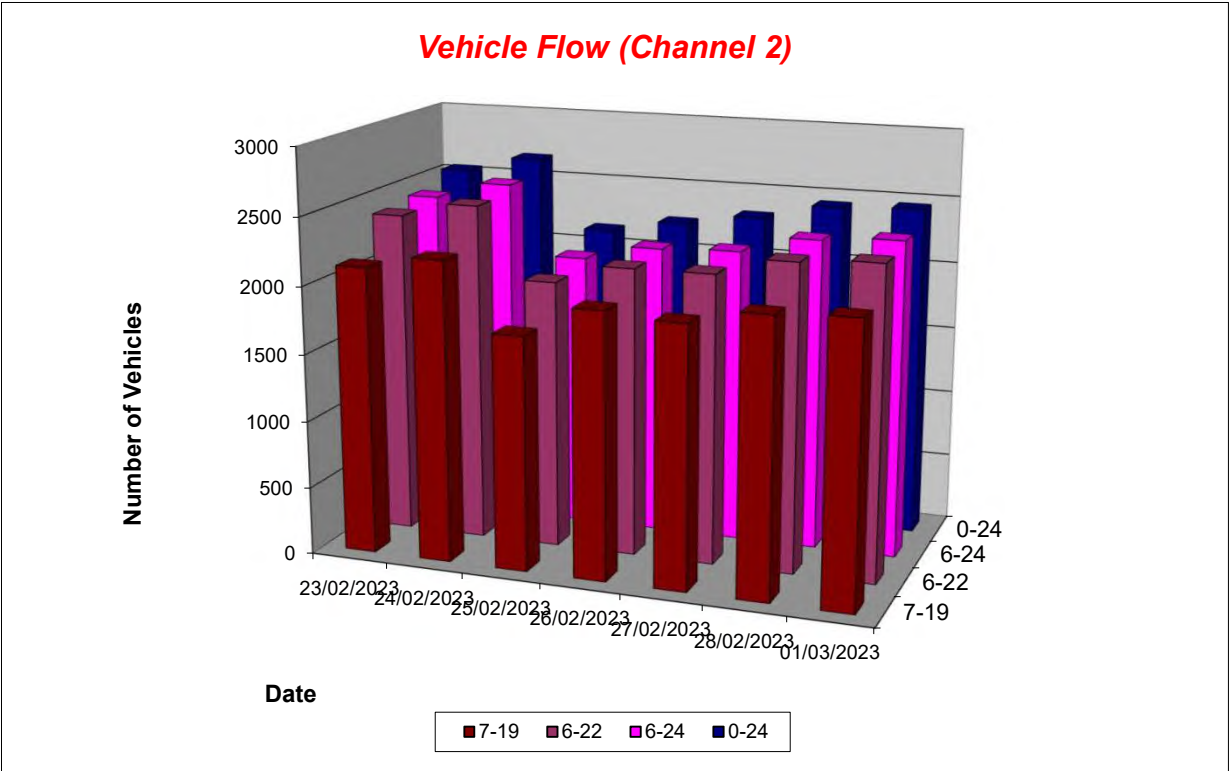
Produced by Road Data Services Ltd.

Channel 2 - Northwestbound

Vehicle Flow

Week 1

Hr Ending	23/02/2023 Thursday	24/02/2023 Friday	25/02/2023 Saturday	26/02/2023 Sunday	27/02/2023 Monday	28/02/2023 Tuesday	01/03/2023 Wednesday	Weekday Average	Average
1	9	9	14	11	6	9	7	8	9
2	4	4	10	14	10	4	8	6	8
3	3	10	5	7	17	6	7	9	8
4	9	8	9	4	6	7	8	8	7
5	23	24	18	15	27	31	23	26	23
6	61	46	42	26	72	70	60	62	54
7	117	103	59	28	127	114	120	116	95
8	216	203	66	46	216	208	202	209	165
9	173	148	80	45	181	183	154	168	138
10	140	165	120	120	192	141	142	156	146
11	145	205	141	123	252	135	140	175	163
12	166	190	140	197	212	180	165	183	179
13	140	191	155	233	134	143	169	155	166
14	204	208	185	229	167	183	178	188	193
15	212	202	186	211	101	175	205	179	185
16	195	208	186	239	118	199	184	181	190
17	214	206	183	247	149	210	240	204	207
18	213	190	170	165	138	190	191	184	180
19	113	112	121	110	67	88	93	95	101
20	74	79	94	73	49	57	47	61	68
21	41	53	52	43	19	33	46	38	41
22	33	43	50	25	18	31	30	31	33
23	25	38	27	9	18	21	26	26	23
24	9	16	29	15	23	17	13	16	17
7-19	2131	2228	1733	1965	1927	2035	2063	2077	2012
6-22	2396	2506	1988	2134	2140	2270	2306	2324	2249
6-24	2430	2560	2044	2158	2181	2308	2345	2365	2289
0-24	2539	2661	2142	2235	2319	2435	2458	2482	2398



Lincolnshire ATC 53, A52 Holland Lane

Produced by Road Data Services Ltd.

Channel 2 - Northwestbound

Average Speed

Week 1

Hr Ending	23/02/2023 Thursday	24/02/2023 Friday	25/02/2023 Saturday	26/02/2023 Sunday	27/02/2023 Monday	28/02/2023 Tuesday	01/03/2023 Wednesday
1	42.3	46.0	43.0	46.6	45.3	45.9	42.9
2	44.2	51.6	41.5	47.1	41.7	45.0	44.0
3	42.7	45.4	41.1	42.6	46.6	43.3	45.6
4	44.4	44.3	45.2	45.8	47.3	45.5	48.0
5	44.5	49.6	41.1	43.7	43.3	48.6	48.9
6	47.5	47.6	46.9	46.7	46.7	46.4	45.8
7	44.2	45.5	45.9	46.3	45.4	43.4	44.1
8	42.5	44.5	47.4	46.4	44.0	43.1	43.8
9	40.1	42.1	43.3	47.9	41.2	41.2	43.8
10	42.4	41.6	43.1	44.9	41.0	42.7	41.0
11	41.7	40.3	44.1	45.1	41.7	40.7	42.5
12	42.5	41.6	43.5	44.4	42.9	40.0	41.7
13	43.8	40.3	42.0	43.9	42.3	41.1	40.6
14	39.4	41.6	43.6	44.8	41.4	40.3	39.9
15	40.9	42.3	43.6	45.2	40.0	42.8	40.9
16	42.7	40.0	43.0	46.0	43.4	39.8	41.5
17	40.2	41.6	42.9	44.4	41.2	41.3	38.7
18	42.3	43.3	44.2	43.9	41.3	41.4	40.6
19	44.3	42.6	44.0	43.2	44.7	43.0	43.6
20	46.0	47.1	45.4	48.8	47.0	44.3	46.4
21	46.6	46.9	47.6	46.6	46.7	46.2	47.9
22	50.0	44.7	44.2	44.5	46.3	47.4	45.5
23	46.5	46.6	47.9	52.5	48.9	43.6	45.5
24	44.8	44.4	45.7	45.7	46.5	43.3	48.1

10-12	42.2	40.9	43.8	44.7	42.3	40.3	42.1
14-16	41.8	41.2	43.3	45.6	41.8	41.2	41.2
0-24	42.4	42.5	43.9	45.0	42.7	42.0	42.1

Average (ALL)	42.9
Weekday Inter-Peak	41.5

Channel 2 - Northwestbound

85th Percentile

Hr Ending	23/02/2023 Thursday	24/02/2023 Friday	25/02/2023 Saturday	26/02/2023 Sunday	27/02/2023 Monday	28/02/2023 Tuesday	01/03/2023 Wednesday
1	49.8	52.6	49.2	54.2	52.5	53.0	45.9
2	46.6	60.8	47.9	52.2	49.4	47.3	51.6
3	44.3	51.1	53.2	49.3	57.9	45.8	53.1
4	52.7	50.5	53.0	66.0	55.2	51.9	52.2
5	52.6	59.6	48.1	50.4	53.2	57.5	57.1
6	53.9	54.2	53.6	53.7	54.5	53.3	50.7
7	51.4	52.8	55.8	55.4	53.1	51.2	51.1
8	50.8	51.1	53.5	55.6	51.0	49.4	51.5
9	47.5	50.6	49.4	56.2	48.6	49.9	49.6
10	48.9	48.2	49.9	51.6	47.9	49.1	47.9
11	51.6	46.8	50.1	51.5	47.3	47.2	48.5
12	50.3	48.6	52.1	49.5	48.8	48.1	48.1
13	51.4	47.9	49.1	49.3	49.8	47.7	47.8
14	46.9	48.8	50.3	51.5	47.5	48.4	47.1
15	49.7	48.9	49.2	51.4	50.8	49.7	50.9
16	50.1	48.3	48.8	51.8	52.7	48.9	51.9
17	49.7	51.1	49.4	50.0	51.7	49.1	49.1
18	51.8	49.1	51.5	50.2	51.2	51.0	49.6
19	51.7	50.3	49.9	50.8	53.8	50.6	51.2
20	53.7	54.3	53.4	55.5	55.0	49.7	53.0
21	52.6	53.2	57.1	54.0	53.6	54.0	55.7
22	57.8	50.7	53.0	52.3	53.0	54.7	52.4
23	53.1	56.2	56.5	60.1	59.2	51.5	54.7
24	50.8	51.1	53.5	55.2	53.3	49.0	56.8

10-12	51.1	47.7	51.2	50.3	48.1	47.8	48.3
14-16	50.0	48.8	49.0	51.6	51.9	49.5	51.4
0-24	50.8	50.2	51.0	51.6	50.8	49.9	50.5

85th %ile (ALL)	50.8
Weekday Inter-Peak	49.5

Lincolnshire ATC 53, A52 Holland Lane

Produced by Road Data Services Ltd.

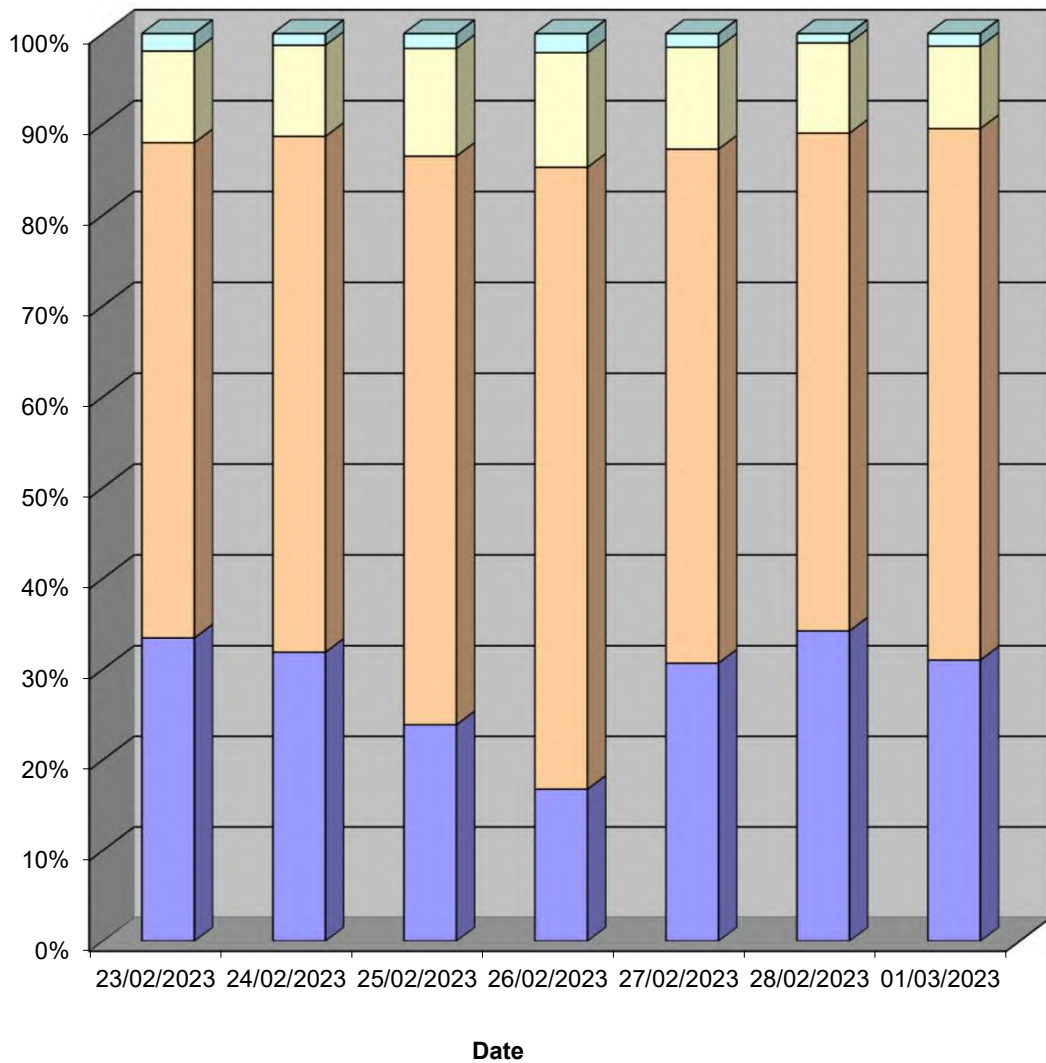
Channel 2 - Northwestbound

Speed Summary

Week 1

Speed (MPH)	23/02/2023 Thursday	24/02/2023 Friday	25/02/2023 Saturday	26/02/2023 Sunday	27/02/2023 Monday	28/02/2023 Tuesday	01/03/2023 Wednesday
0-40	850	849	512	375	712	834	763
40-50	1384	1511	1341	1531	1312	1334	1438
50-60	256	267	254	282	260	242	223
60+	49	34	35	47	35	25	34
TOTAL	2539	2661	2142	2235	2319	2435	2458

Speed Summary (MPH)



Lincolnshire ATC 53, A52 Holland Lane

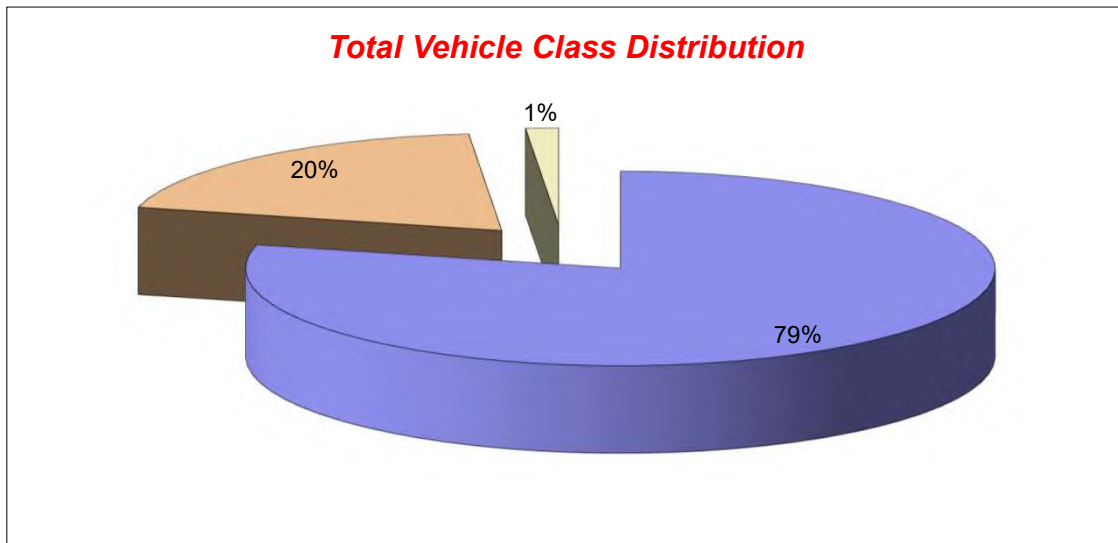
Produced by Road Data Services Ltd.

Channel 2 - Northwestbound

Vehicle Class

Week 1

Classes Day / Time	Car / LGV / Caravan - 1	OGV1 / Bus - 2,3,5,6,7,12	OGV2 - 4,8,9,10,11,13	TOTAL - 1-13
23/02/2023				
7-19	1610	479	42	2131
6-22	1821	531	44	2396
6-24	1848	538	44	2430
0-24	1926	569	44	2539
24/02/2023				
7-19	1733	456	39	2228
6-22	1959	501	46	2506
6-24	2006	508	46	2560
0-24	2085	530	46	2661
25/02/2023				
7-19	1458	264	11	1733
6-22	1677	299	12	1988
6-24	1724	307	13	2044
0-24	1803	326	13	2142
26/02/2023				
7-19	1770	193	2	1965
6-22	1915	217	2	2134
6-24	1937	219	2	2158
0-24	2000	232	3	2235
27/02/2023				
7-19	1473	422	32	1927
6-22	1642	465	33	2140
6-24	1676	472	33	2181
0-24	1781	500	38	2319
28/02/2023				
7-19	1483	515	37	2035
6-22	1670	560	40	2270
6-24	1701	567	40	2308
0-24	1798	597	40	2435
01/03/2023				
7-19	1527	485	51	2063
6-22	1729	524	53	2306
6-24	1764	528	53	2345
0-24	1849	556	53	2458
Average				
7-19	1579	402	31	2012
6-22	1773	442	33	2249
6-24	1808	448	33	2289
0-24	1892	473	34	2398



Lincolnshire ATC 54

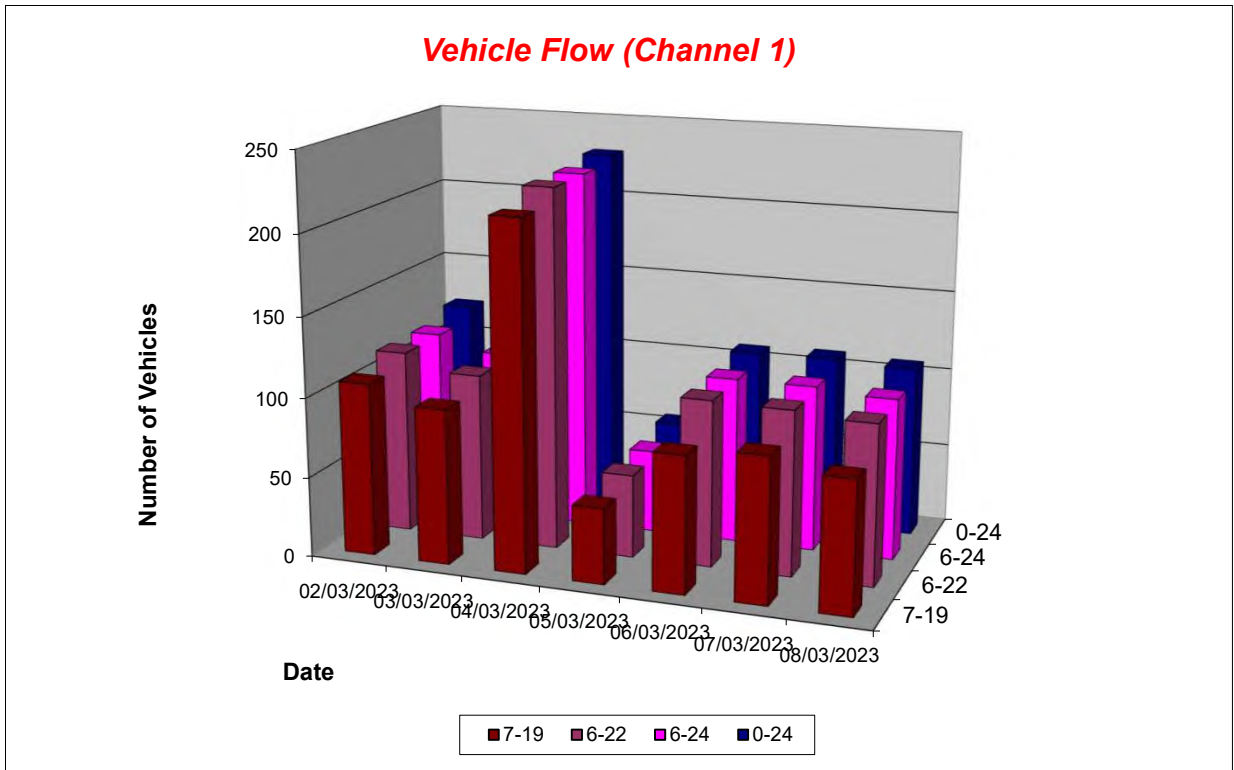
Produced by Road Data Services Ltd.

Channel 1 - Southbound

Vehicle Flow

Week 1

Hr Ending	02/03/2023 Thursday	03/03/2023 Friday	04/03/2023 Saturday	05/03/2023 Sunday	06/03/2023 Monday	07/03/2023 Tuesday	08/03/2023 Wednesday	Weekday Average	Average
1	0	0	0	0	0	0	0	0	0
2	0	0	0	0	0	1	0	0	0
3	0	0	0	0	0	0	1	0	0
4	0	0	1	0	0	0	0	0	0
5	1	1	0	0	0	0	0	0	0
6	6	3	3	4	4	4	5	4	4
7	6	3	2	3	11	8	6	7	6
8	5	7	5	0	4	3	5	5	4
9	14	6	22	2	10	16	9	11	11
10	7	7	20	3	8	3	3	6	7
11	8	10	34	5	5	8	3	7	10
12	12	11	39	4	5	2	8	8	12
13	11	8	21	3	6	6	3	7	8
14	7	9	19	5	7	6	7	7	9
15	7	3	22	4	8	9	9	7	9
16	12	7	8	5	10	11	4	9	8
17	11	13	7	4	7	11	9	10	9
18	8	9	10	9	11	8	13	10	10
19	6	7	9	3	4	7	9	7	6
20	0	2	5	2	2	1	4	2	2
21	1	0	1	0	5	3	3	2	2
22	0	3	1	0	1	1	5	2	2
23	0	1	0	0	0	1	1	1	0
24	0	0	0	0	0	0	0	0	0
7-19	108	97	216	47	85	90	82	92	104
6-22	115	105	225	52	104	103	100	105	115
6-24	115	106	225	52	104	104	101	106	115
0-24	122	110	229	56	108	109	107	111	120



Lincolnshire ATC 54

Produced by Road Data Services Ltd.

Channel 1 - Southbound

Average Speed

Week 1

Hr Ending	02/03/2023 Thursday	03/03/2023 Friday	04/03/2023 Saturday	05/03/2023 Sunday	06/03/2023 Monday	07/03/2023 Tuesday	08/03/2023 Wednesday
1	-	-	-	-	-	-	-
2	-	-	-	-	-	31.2	-
3	-	-	-	-	-	-	31.5
4	-	-	33.4	-	-	-	-
5	32.6	25.6	-	-	-	-	-
6	38.7	33.8	38.6	40.8	34.5	32.4	37.9
7	35.6	36.8	33.8	40.9	35.1	33.1	31.9
8	29.3	30.0	34.5	-	31.5	30.2	32.0
9	36.7	24.4	31.8	27.4	32.3	30.4	34.8
10	31.8	29.7	34.9	27.5	28.0	36.8	33.9
11	28.6	31.2	32.3	38.6	32.4	33.3	27.3
12	29.1	35.9	33.1	34.3	29.1	37.6	29.5
13	33.3	32.8	32.4	32.9	28.9	29.5	33.0
14	32.7	29.1	34.7	36.3	30.4	30.9	37.3
15	31.7	36.6	33.5	40.0	27.3	30.4	36.6
16	33.0	35.6	34.5	32.5	31.2	23.6	36.4
17	34.3	35.3	35.8	34.7	30.4	36.2	31.9
18	32.3	40.4	37.3	37.7	36.2	34.3	36.9
19	31.1	38.5	38.2	28.8	34.4	33.1	35.5
20	-	27.7	36.2	25.8	36.8	27.3	32.0
21	35.6	-	36.1	-	33.6	35.0	34.2
22	-	33.0	31.8	-	33.4	38.5	29.3
23	-	31.4	-	-	-	43.8	41.3
24	-	-	-	-	-	-	-

10-12	28.9	33.7	32.7	36.7	30.7	34.1	28.9
14-16	32.5	35.9	33.7	35.9	29.5	26.6	36.6
0-24	32.9	33.4	33.8	35.2	31.9	31.8	34.1

Average (ALL)	33.2
Weekday Inter-Peak	31.4

Channel 1 - Southbound

85th Percentile

Hr Ending	02/03/2023 Thursday	03/03/2023 Friday	04/03/2023 Saturday	05/03/2023 Sunday	06/03/2023 Monday	07/03/2023 Tuesday	08/03/2023 Wednesday
1	-	-	-	-	-	-	-
2	-	-	-	-	-	-	-
3	-	-	-	-	-	-	-
4	-	-	-	-	-	-	-
5	-	-	-	-	-	-	-
6	46.3	37.3	42.1	46.5	39.5	35.9	45.8
7	37.6	40.0	36.7	42.3	38.2	37.1	41.0
8	33.9	36.8	38.2	-	37.1	37.2	35.4
9	42.4	36.1	40.0	28.7	36.4	38.9	39.7
10	39.6	35.2	44.9	38.4	34.0	46.2	37.5
11	33.2	38.2	37.3	42.1	36.5	37.9	35.0
12	36.6	42.6	38.8	36.6	35.8	39.3	42.0
13	39.2	37.7	40.4	37.6	35.0	38.7	39.8
14	37.8	38.8	40.4	41.5	34.4	34.1	42.7
15	42.0	39.5	40.6	44.2	33.7	37.8	43.9
16	39.1	42.7	40.2	36.7	36.5	34.6	39.9
17	40.6	46.1	41.7	40.2	40.8	41.6	40.5
18	45.4	48.0	45.8	44.2	42.2	44.9	43.7
19	39.1	46.6	46.7	34.0	37.5	47.2	43.1
20	-	27.8	40.6	42.7	37.6	-	37.9
21	-	-	-	-	41.1	36.6	36.5
22	-	35.1	-	-	-	-	33.1
23	-	-	-	-	-	-	-
24	-	-	-	-	-	-	-

10-12	35.4	41.0	38.1	40.5	36.5	38.7	40.4
14-16	40.4	42.1	40.5	41.6	35.6	36.8	43.0
0-24	40.5	42.1	40.9	42.8	38.3	40.7	41.9

85th %ile (ALL)	41.0
Weekday Inter-Peak	39.7

Lincolnshire ATC 54

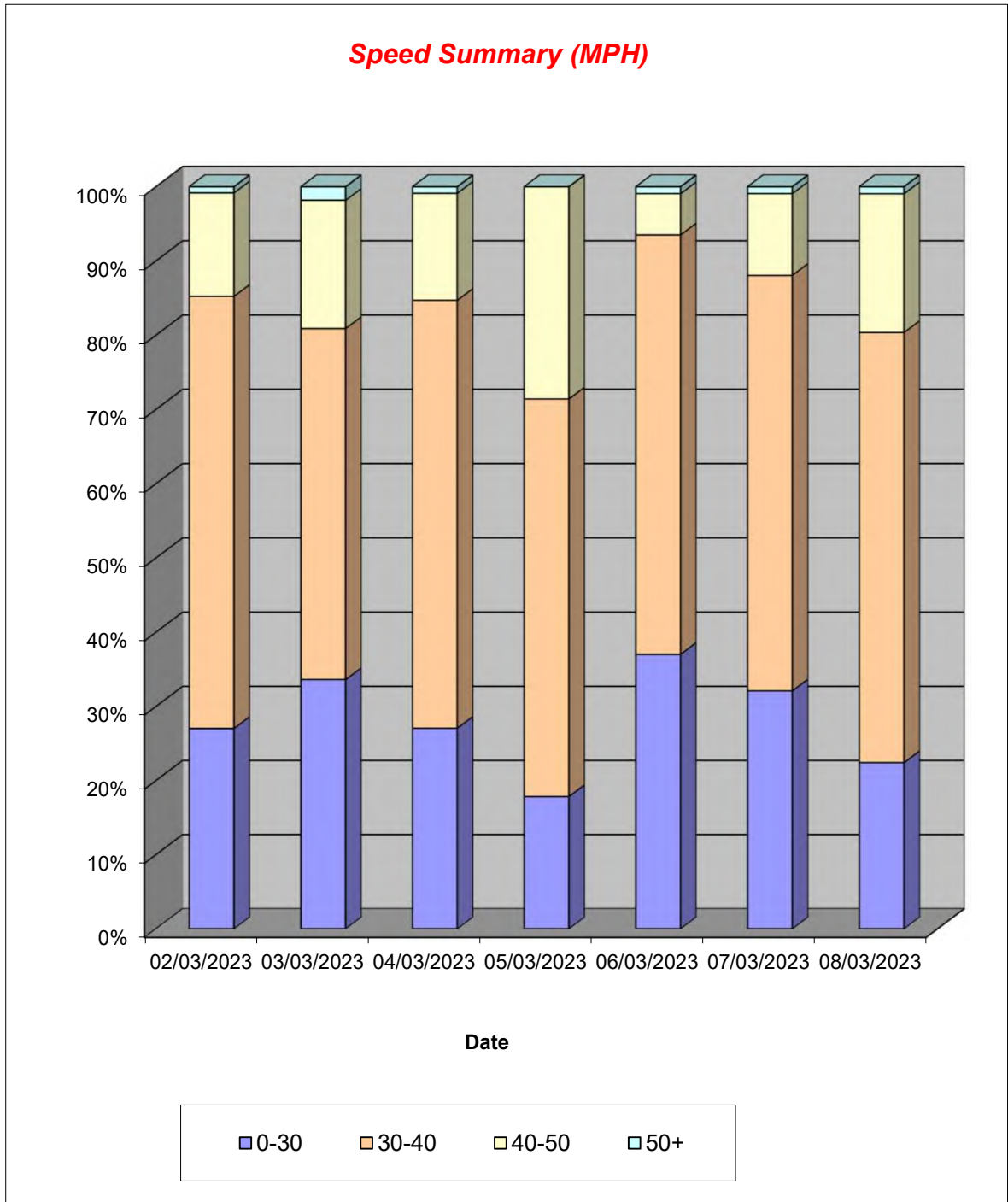
Produced by Road Data Services Ltd.

Channel 1 - Southbound

Speed Summary

Week 1

Speed (MPH)	02/03/2023 Thursday	03/03/2023 Friday	04/03/2023 Saturday	05/03/2023 Sunday	06/03/2023 Monday	07/03/2023 Tuesday	08/03/2023 Wednesday
0-30	33	37	62	10	40	35	24
30-40	71	52	132	30	61	61	62
40-50	17	19	33	16	6	12	20
50+	1	2	2	0	1	1	1
TOTAL	122	110	229	56	108	109	107



Lincolnshire ATC 54

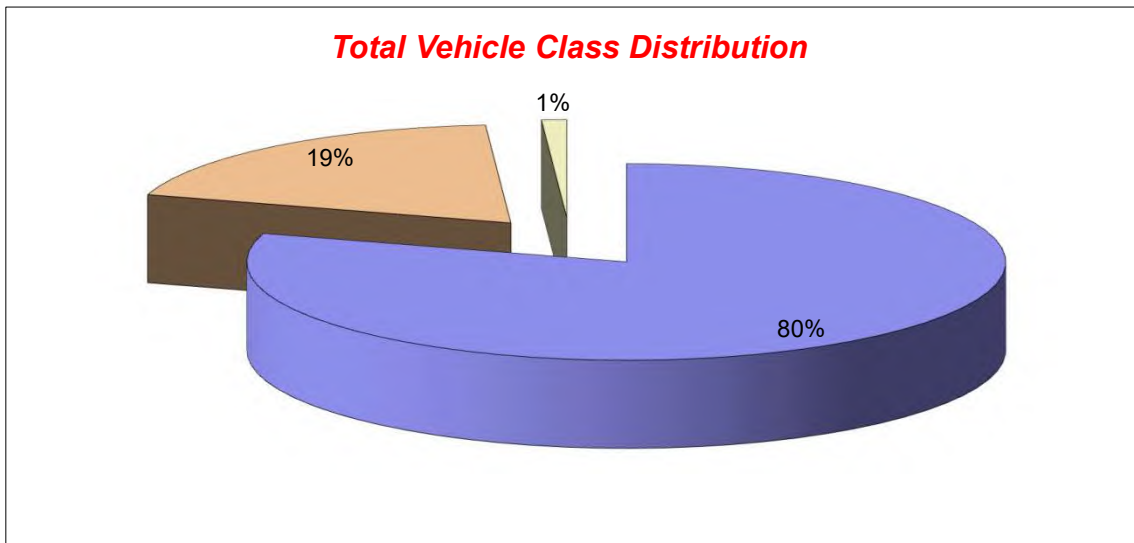
Produced by Road Data Services Ltd.

Channel 1 - Southbound

Vehicle Class

Week 1

Classes Day / Time	Car / LGV / Caravan - 1	OGV1 / Bus - 2,3,5,6,7,12	OGV2 - 4,8,9,10,11,13	TOTAL - 1-13
02/03/2023				
7-19	82	25	1	108
6-22	87	27	1	115
6-24	87	27	1	115
0-24	94	27	1	122
03/03/2023				
7-19	76	19	2	97
6-22	82	21	2	105
6-24	83	21	2	106
0-24	87	21	2	110
04/03/2023				
7-19	178	36	2	216
6-22	186	37	2	225
6-24	186	37	2	225
0-24	190	37	2	229
05/03/2023				
7-19	36	11	0	47
6-22	40	12	0	52
6-24	40	12	0	52
0-24	44	12	0	56
06/03/2023				
7-19	61	23	1	85
6-22	77	26	1	104
6-24	77	26	1	104
0-24	80	27	1	108
07/03/2023				
7-19	69	19	2	90
6-22	81	20	2	103
6-24	81	21	2	104
0-24	86	21	2	109
08/03/2023				
7-19	68	13	1	82
6-22	82	17	1	100
6-24	83	17	1	101
0-24	89	17	1	107
Average				
7-19	81	21	1	104
6-22	91	23	1	115
6-24	91	23	1	115
0-24	96	23	1	120



Lincolnshire ATC 54

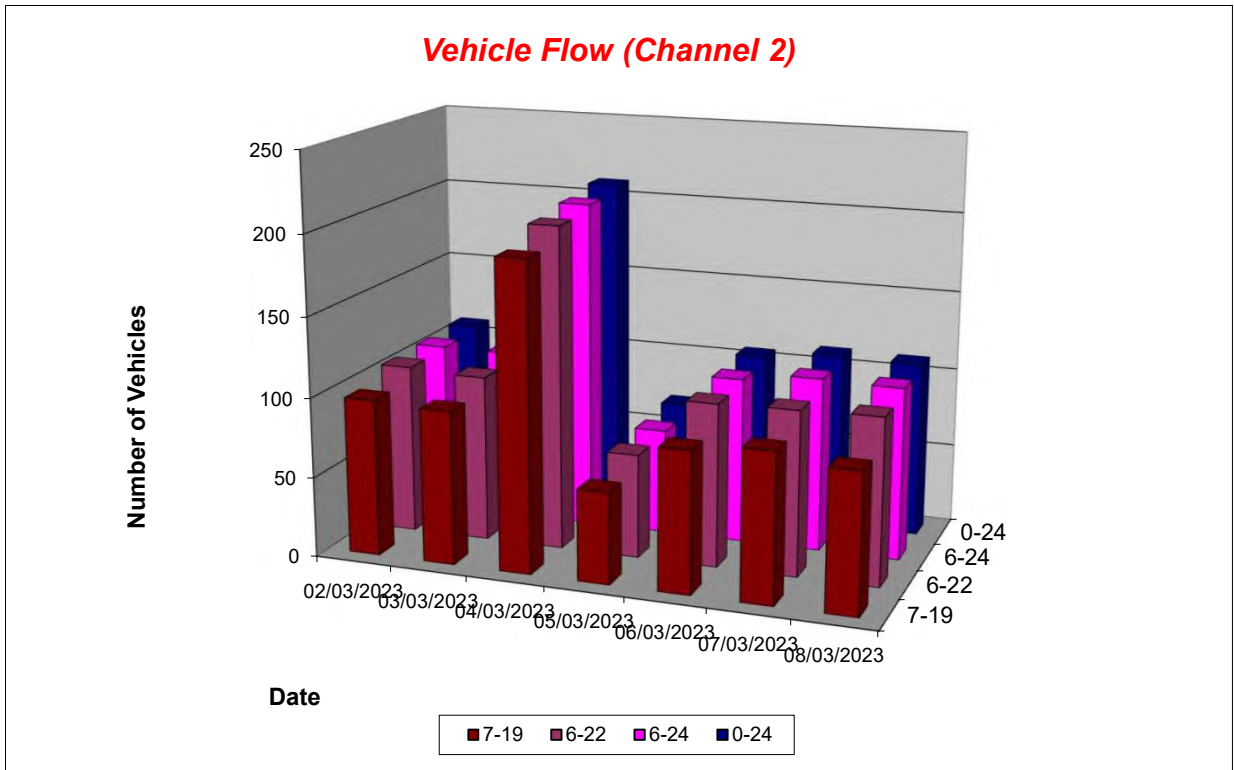
Produced by Road Data Services Ltd.

Channel 2 - Northbound

Vehicle Flow

Week 1

Hr Ending	02/03/2023 Thursday	03/03/2023 Friday	04/03/2023 Saturday	05/03/2023 Sunday	06/03/2023 Monday	07/03/2023 Tuesday	08/03/2023 Wednesday	Weekday Average	Average
1	0	0	0	0	0	0	1	0	0
2	0	0	0	0	0	0	0	0	0
3	0	0	0	0	0	0	0	0	0
4	1	1	0	0	0	0	0	0	0
5	0	0	1	1	1	1	1	1	1
6	1	2	3	2	1	1	0	1	1
7	1	2	6	3	8	3	4	4	4
8	4	6	3	2	4	6	3	5	4
9	5	8	8	5	9	7	3	6	6
10	5	6	17	4	7	8	8	7	8
11	4	8	30	8	7	4	8	6	10
12	12	8	35	8	4	4	7	7	11
13	7	6	23	3	7	5	7	6	8
14	7	5	14	7	7	3	7	6	7
15	10	6	19	5	7	11	7	8	9
16	15	12	11	5	14	23	8	14	13
17	17	12	6	1	8	8	10	11	9
18	8	10	16	1	6	4	8	7	8
19	4	9	10	8	8	10	11	8	9
20	4	4	2	2	2	3	9	4	4
21	3	0	0	3	1	3	2	2	2
22	0	2	2	0	3	1	2	2	1
23	1	3	1	1	1	4	3	2	2
24	0	0	3	0	1	2	1	1	1
7-19	98	96	192	57	88	93	87	92	102
6-22	106	104	202	65	102	103	104	104	112
6-24	107	107	206	66	104	109	108	107	115
0-24	109	110	210	69	106	111	110	109	118



Lincolnshire ATC 54

Produced by Road Data Services Ltd.

Channel 2 - Northbound

Average Speed

Week 1

Hr Ending	02/03/2023 Thursday	03/03/2023 Friday	04/03/2023 Saturday	05/03/2023 Sunday	06/03/2023 Monday	07/03/2023 Tuesday	08/03/2023 Wednesday
1	-	-	-	-	-	-	37.8
2	-	-	-	-	-	-	-
3	-	-	-	-	-	-	-
4	32.6	30.4	-	-	-	-	-
5	-	-	32.7	32.0	25.5	27.2	27.7
6	13.6	21.5	30.9	34.9	37.3	32.4	-
7	31.0	37.1	31.7	37.5	34.7	32.7	32.4
8	30.2	31.1	25.4	35.0	26.9	21.0	33.8
9	27.3	31.8	34.5	29.1	29.2	31.7	30.6
10	27.7	28.7	31.6	38.0	29.1	30.1	29.1
11	25.0	25.6	30.3	32.6	29.2	34.2	27.6
12	31.6	24.4	30.7	34.1	29.0	32.8	28.6
13	28.4	33.4	31.0	31.2	27.8	22.0	30.4
14	28.8	27.8	30.6	33.8	30.3	28.7	29.2
15	30.2	34.9	30.4	28.4	29.9	28.3	32.6
16	28.0	32.1	28.7	25.2	24.1	24.2	29.5
17	31.4	28.3	31.1	26.6	31.0	32.2	31.4
18	32.1	32.1	32.2	11.9	35.1	35.6	29.4
19	30.0	32.3	30.4	29.0	34.2	34.6	33.9
20	34.4	37.7	32.6	36.3	33.0	32.4	29.6
21	33.0	-	-	28.2	26.7	32.5	32.5
22	-	24.2	33.7	-	33.2	28.5	30.0
23	29.2	26.4	39.9	32.7	28.9	32.1	36.4
24	-	-	37.0	-	32.9	27.3	31.6

10-12	30.0	25.0	30.5	33.4	29.1	33.5	28.0
14-16	28.9	33.0	29.8	26.8	26.0	25.6	30.9
0-24	29.8	30.2	31.0	31.5	29.9	29.1	30.7

Average (ALL)	30.4
Weekday Inter-Peak	28.4

Channel 2 - Northbound

85th Percentile

Hr Ending	02/03/2023 Thursday	03/03/2023 Friday	04/03/2023 Saturday	05/03/2023 Sunday	06/03/2023 Monday	07/03/2023 Tuesday	08/03/2023 Wednesday
1	-	-	-	-	-	-	-
2	-	-	-	-	-	-	-
3	-	-	-	-	-	-	-
4	-	-	-	-	-	-	-
5	-	-	-	-	-	-	-
6	-	33.2	34.8	37.9	-	-	-
7	-	40.6	42.1	39.0	39.9	35.4	37.9
8	33.3	33.4	25.7	39.1	31.4	29.4	38.6
9	28.6	38.4	40.4	38.6	32.3	37.0	37.2
10	29.6	32.1	36.0	42.5	33.7	35.7	34.9
11	36.2	35.4	36.1	36.6	38.6	38.8	29.3
12	34.7	32.4	37.4	40.9	31.7	36.1	35.7
13	33.0	36.4	36.2	35.9	30.6	29.5	35.0
14	33.7	32.7	36.9	38.4	35.7	34.0	33.4
15	38.0	39.8	34.8	34.2	38.4	36.6	37.8
16	35.8	36.1	34.7	37.7	30.6	33.4	34.0
17	38.1	32.6	35.7	-	34.9	36.8	37.1
18	37.2	37.3	39.4	-	38.9	39.2	31.6
19	35.9	35.4	32.8	32.5	39.6	39.7	38.4
20	37.2	40.7	37.1	41.8	37.4	37.3	37.8
21	34.1	-	-	29.8	-	33.3	33.1
22	-	24.4	34.4	-	36.5	-	31.0
23	-	31.2	-	-	-	37.4	40.2
24	-	-	45.6	-	-	32.9	-

10-12	36.9	33.9	36.8	39.0	36.7	37.6	33.0
14-16	36.8	37.6	34.9	36.7	33.8	34.8	36.0
0-24	36.2	36.8	37.0	38.9	36.3	37.1	36.3

85th %ile (ALL)	37.0
Weekday Inter-Peak	36.3

Lincolnshire ATC 54

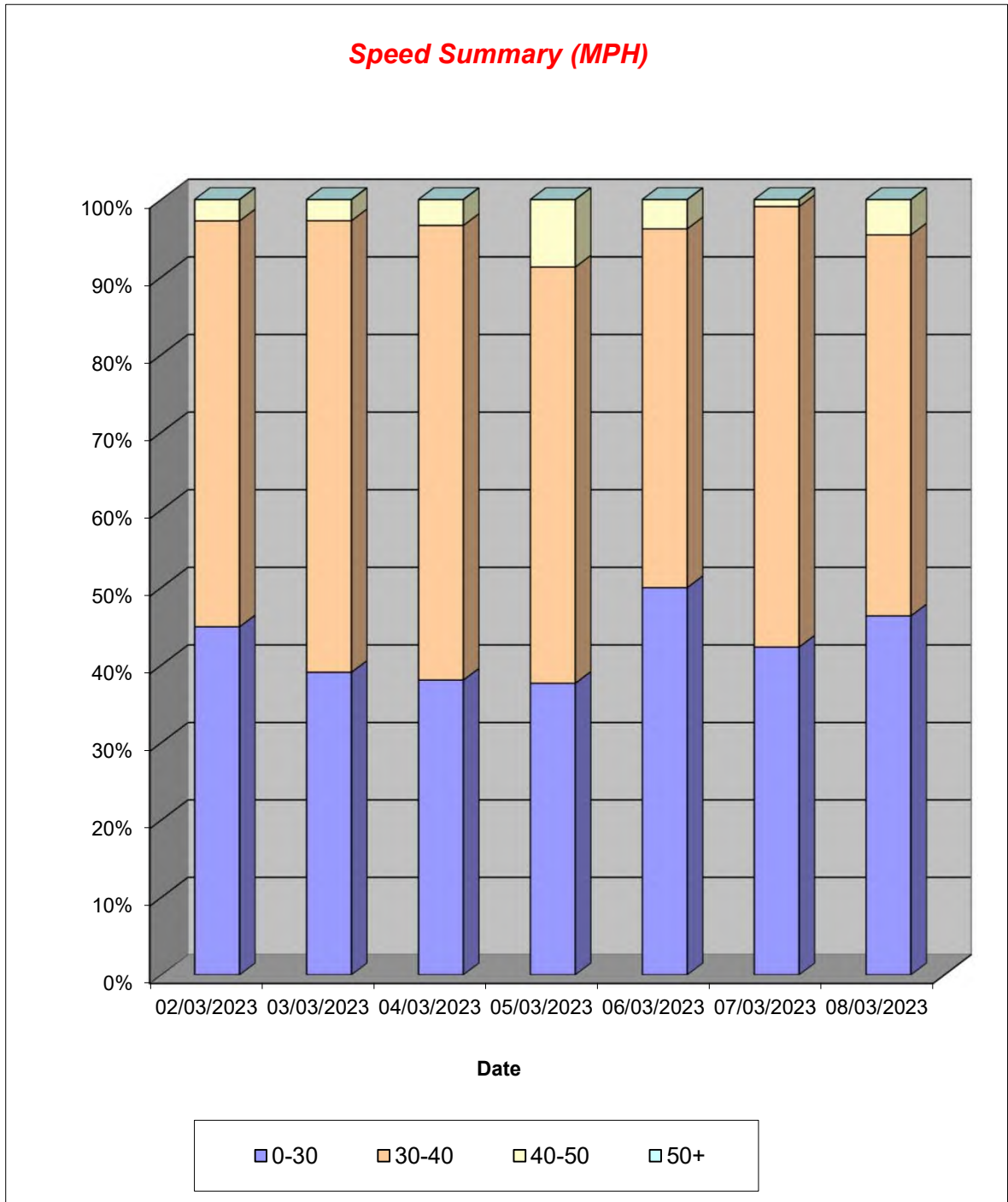
Produced by Road Data Services Ltd.

Channel 2 - Northbound

Speed Summary

Week 1

Speed (MPH)	02/03/2023 Thursday	03/03/2023 Friday	04/03/2023 Saturday	05/03/2023 Sunday	06/03/2023 Monday	07/03/2023 Tuesday	08/03/2023 Wednesday
0-30	49	43	80	26	53	47	51
30-40	57	64	123	37	49	63	54
40-50	3	3	7	6	4	1	5
50+	0	0	0	0	0	0	0
TOTAL	109	110	210	69	106	111	110



Lincolnshire ATC 54

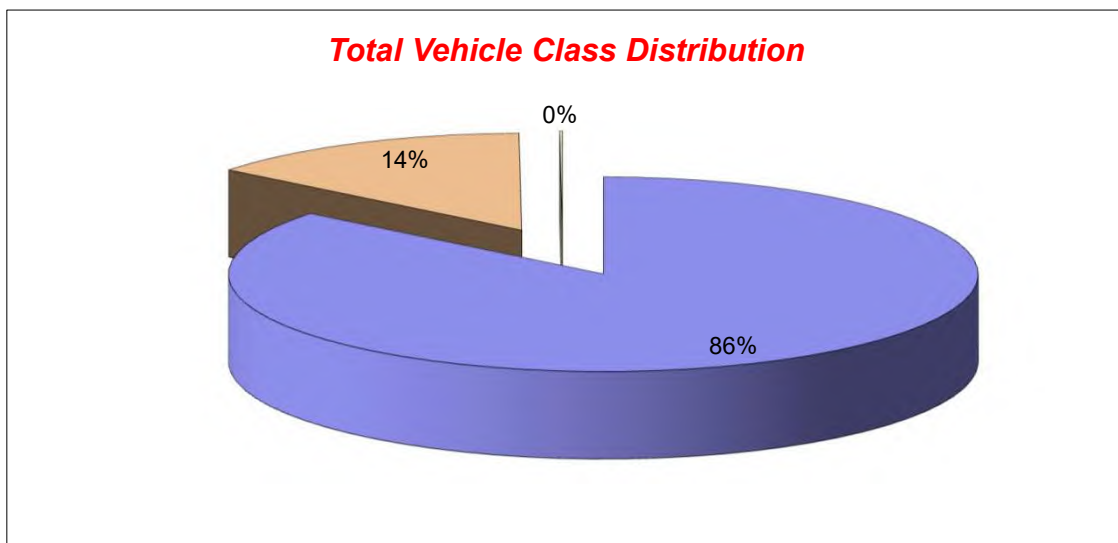
Produced by Road Data Services Ltd.

Channel 2 - Northbound

Vehicle Class

Week 1

Classes Day / Time	Car / LGV / Caravan - 1	OGV1 / Bus - 2,3,5,6,7,12	OGV2 - 4,8,9,10,11,13	TOTAL - 1-13
02/03/2023				
7-19	84	14	0	98
6-22	92	14	0	106
6-24	93	14	0	107
0-24	95	14	0	109
03/03/2023				
7-19	88	8	0	96
6-22	93	11	0	104
6-24	96	11	0	107
0-24	99	11	0	110
04/03/2023				
7-19	171	21	0	192
6-22	181	21	0	202
6-24	185	21	0	206
0-24	189	21	0	210
05/03/2023				
7-19	47	10	0	57
6-22	55	10	0	65
6-24	56	10	0	66
0-24	59	10	0	69
06/03/2023				
7-19	63	24	1	88
6-22	76	25	1	102
6-24	78	25	1	104
0-24	80	25	1	106
07/03/2023				
7-19	76	17	0	93
6-22	86	17	0	103
6-24	92	17	0	109
0-24	94	17	0	111
08/03/2023				
7-19	71	16	0	87
6-22	87	17	0	104
6-24	90	18	0	108
0-24	91	19	0	110
Average				
7-19	86	16	0	102
6-22	96	16	0	112
6-24	99	17	0	115
0-24	101	17	0	118



Lincolnshire ATC 55

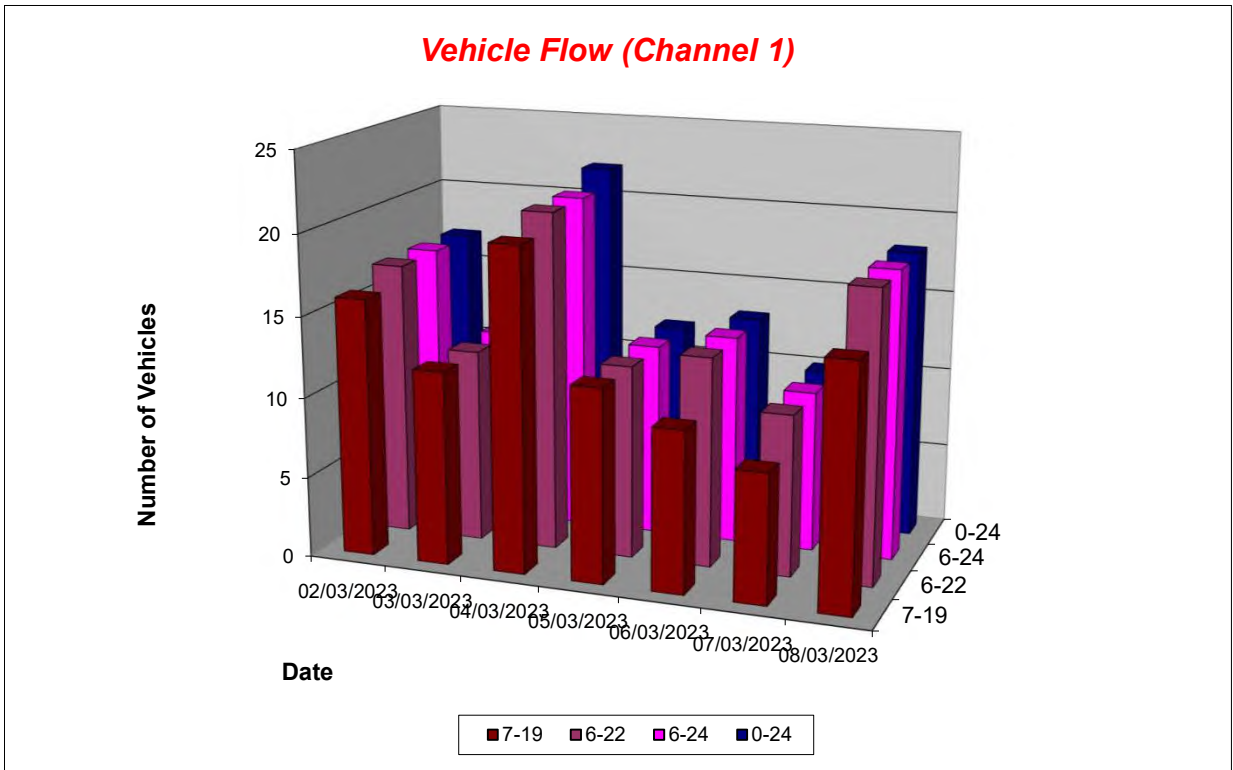
Produced by Road Data Services Ltd.

Channel 1 - Southbound

Vehicle Flow

Week 1

Hr Ending	02/03/2023 Thursday	03/03/2023 Friday	04/03/2023 Saturday	05/03/2023 Sunday	06/03/2023 Monday	07/03/2023 Tuesday	08/03/2023 Wednesday	Weekday Average	Average
1	0	0	0	0	0	0	0	0	0
2	0	0	0	0	0	0	0	0	0
3	0	0	0	0	0	0	0	0	0
4	0	0	0	0	0	0	0	0	0
5	0	0	0	0	0	0	0	0	0
6	0	0	1	0	0	0	0	0	0
7	1	0	0	0	1	1	1	1	1
8	3	2	1	0	1	1	2	2	1
9	2	1	0	0	1	2	0	1	1
10	0	2	3	1	0	0	1	1	1
11	3	4	1	2	1	0	0	2	2
12	2	0	4	1	2	2	0	1	2
13	1	0	3	1	3	0	2	1	1
14	2	1	2	0	0	1	2	1	1
15	0	1	1	1	1	1	2	1	1
16	2	0	1	2	1	0	2	1	1
17	1	0	1	3	0	0	3	1	1
18	0	1	2	0	0	1	1	1	1
19	0	0	1	1	0	0	0	0	0
20	0	0	1	0	1	0	1	0	0
21	0	0	0	0	1	0	1	0	0
22	0	0	0	0	0	1	0	0	0
23	0	0	0	0	0	0	0	0	0
24	0	0	0	0	0	0	0	0	0
7-19	16	12	20	12	10	8	15	12	13
6-22	17	12	21	12	13	10	18	14	15
6-24	17	12	21	12	13	10	18	14	15
0-24	17	12	22	12	13	10	18	14	15



Lincolnshire ATC 55

Produced by Road Data Services Ltd.

Channel 1 - Southbound

Average Speed

Week 1

Hr Ending	02/03/2023 Thursday	03/03/2023 Friday	04/03/2023 Saturday	05/03/2023 Sunday	06/03/2023 Monday	07/03/2023 Tuesday	08/03/2023 Wednesday
1	-	-	-	-	-	-	-
2	-	-	-	-	-	-	-
3	-	-	-	-	-	-	-
4	-	-	-	-	-	-	-
5	-	-	-	-	-	-	-
6	-	-	20.2	-	-	-	-
7	18.5	-	-	-	22.4	20.6	23.8
8	22.3	27.8	26.5	-	21.3	20.0	19.6
9	19.5	24.1	-	-	28.1	25.5	-
10	-	16.4	26.0	19.6	-	-	26.6
11	20.3	17.7	29.9	21.4	17.7	-	-
12	19.1	-	21.5	22.2	21.5	22.2	-
13	24.8	-	20.3	17.5	20.0	-	22.7
14	12.4	23.4	24.1	-	-	11.0	19.1
15	-	15.1	27.3	17.6	27.3	7.3	24.9
16	18.2	-	16.3	24.4	28.0	-	17.8
17	15.3	-	23.9	20.7	-	-	23.4
18	-	20.5	24.1	-	-	21.8	26.7
19	-	-	23.1	20.8	-	-	-
20	-	-	22.1	-	25.4	-	22.9
21	-	-	-	-	15.5	-	24.6
22	-	-	-	-	-	22.7	-
23	-	-	-	-	-	-	-
24	-	-	-	-	-	-	-

10-12	19.8	17.7	23.2	21.7	20.2	22.2	-
14-16	18.2	15.1	21.8	22.1	27.6	7.3	21.3
0-24	19.1	20.2	23.2	21.0	22.2	19.9	22.4

Average (ALL)	21.3
Weekday Inter-Peak	19.8

Channel 1 - Southbound

85th Percentile

Hr Ending	02/03/2023 Thursday	03/03/2023 Friday	04/03/2023 Saturday	05/03/2023 Sunday	06/03/2023 Monday	07/03/2023 Tuesday	08/03/2023 Wednesday
1	-	-	-	-	-	-	-
2	-	-	-	-	-	-	-
3	-	-	-	-	-	-	-
4	-	-	-	-	-	-	-
5	-	-	-	-	-	-	-
6	-	-	-	-	-	-	-
7	-	-	-	-	-	-	-
8	23.0	29.2	-	-	-	-	22.3
9	20.1	-	-	-	-	27.8	-
10	-	20.0	29.3	-	-	-	-
11	26.1	21.8	-	27.9	-	-	-
12	24.1	-	22.5	-	23.4	24.1	-
13	-	-	24.6	-	25.7	-	24.7
14	14.5	-	25.4	-	-	-	24.0
15	-	-	-	-	-	-	28.5
16	19.7	-	-	27.1	-	-	20.3
17	-	-	-	25.8	-	-	26.4
18	-	-	26.4	-	-	-	-
19	-	-	-	-	-	-	-
20	-	-	-	-	-	-	-
21	-	-	-	-	-	-	-
22	-	-	-	-	-	-	-
23	-	-	-	-	-	-	-
24	-	-	-	-	-	-	-

10-12	25.3	21.8	26.8	27.0	22.6	24.1	-
14-16	19.7	-	27.5	26.1	28.0	-	26.1
0-24	23.7	25.5	27.0	25.4	27.0	25.9	26.4

85th %ile (ALL)	26.1
Weekday Inter-Peak	25.2

Lincolnshire ATC 55

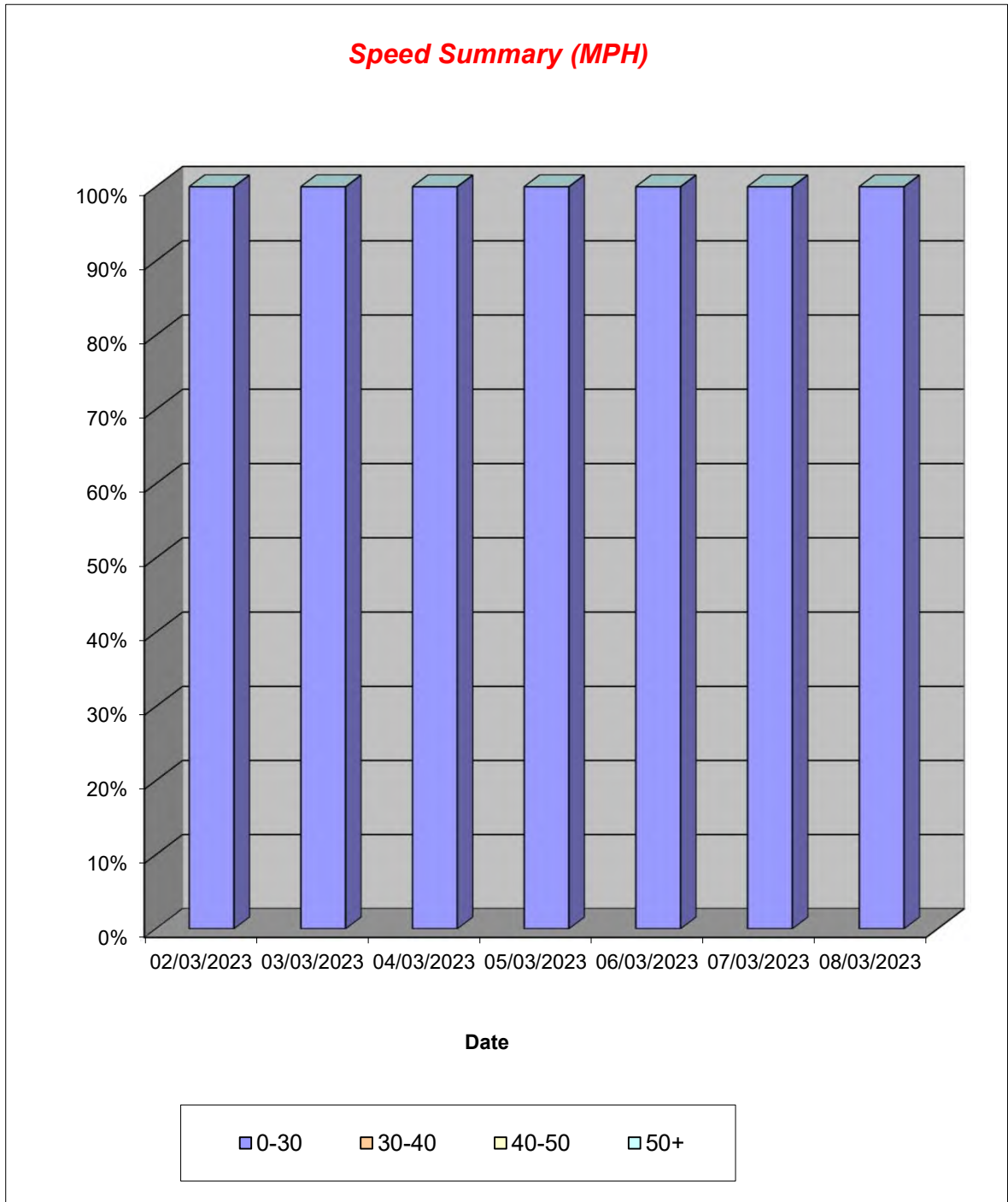
Produced by Road Data Services Ltd.

Channel 1 - Southbound

Speed Summary

Week 1

Speed (MPH)	02/03/2023 Thursday	03/03/2023 Friday	04/03/2023 Saturday	05/03/2023 Sunday	06/03/2023 Monday	07/03/2023 Tuesday	08/03/2023 Wednesday
0-30	17	12	22	12	13	10	18
30-40	0	0	0	0	0	0	0
40-50	0	0	0	0	0	0	0
50+	0	0	0	0	0	0	0
TOTAL	17	12	22	12	13	10	18



Lincolnshire ATC 55

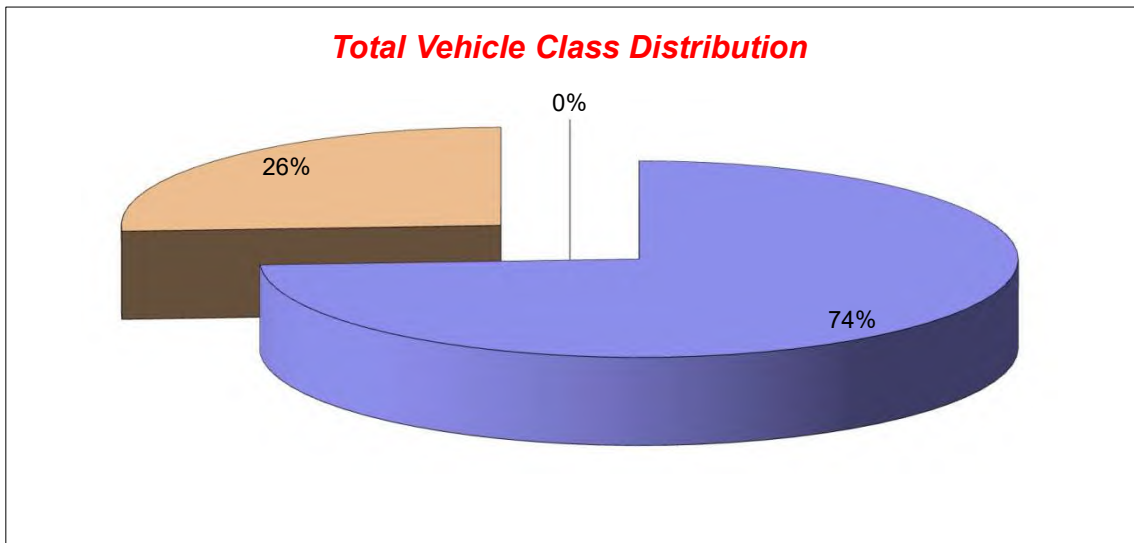
Produced by Road Data Services Ltd.

Channel 1 - Southbound

Vehicle Class

Week 1

Classes Day / Time	Car / LGV / Caravan - 1	OGV1 / Bus - 2,3,5,6,7,12	OGV2 - 4,8,9,10,11,13	TOTAL - 1-13
02/03/2023				
7-19	12	4	0	16
6-22	13	4	0	17
6-24	13	4	0	17
0-24	13	4	0	17
03/03/2023				
7-19	8	4	0	12
6-22	8	4	0	12
6-24	8	4	0	12
0-24	8	4	0	12
04/03/2023				
7-19	17	3	0	20
6-22	18	3	0	21
6-24	18	3	0	21
0-24	19	3	0	22
05/03/2023				
7-19	8	4	0	12
6-22	8	4	0	12
6-24	8	4	0	12
0-24	8	4	0	12
06/03/2023				
7-19	4	6	0	10
6-22	6	7	0	13
6-24	6	7	0	13
0-24	6	7	0	13
07/03/2023				
7-19	7	1	0	8
6-22	9	1	0	10
6-24	9	1	0	10
0-24	9	1	0	10
08/03/2023				
7-19	12	3	0	15
6-22	14	4	0	18
6-24	14	4	0	18
0-24	14	4	0	18
Average				
7-19	10	4	0	13
6-22	11	4	0	15
6-24	11	4	0	15
0-24	11	4	0	15



Lincolnshire ATC 55

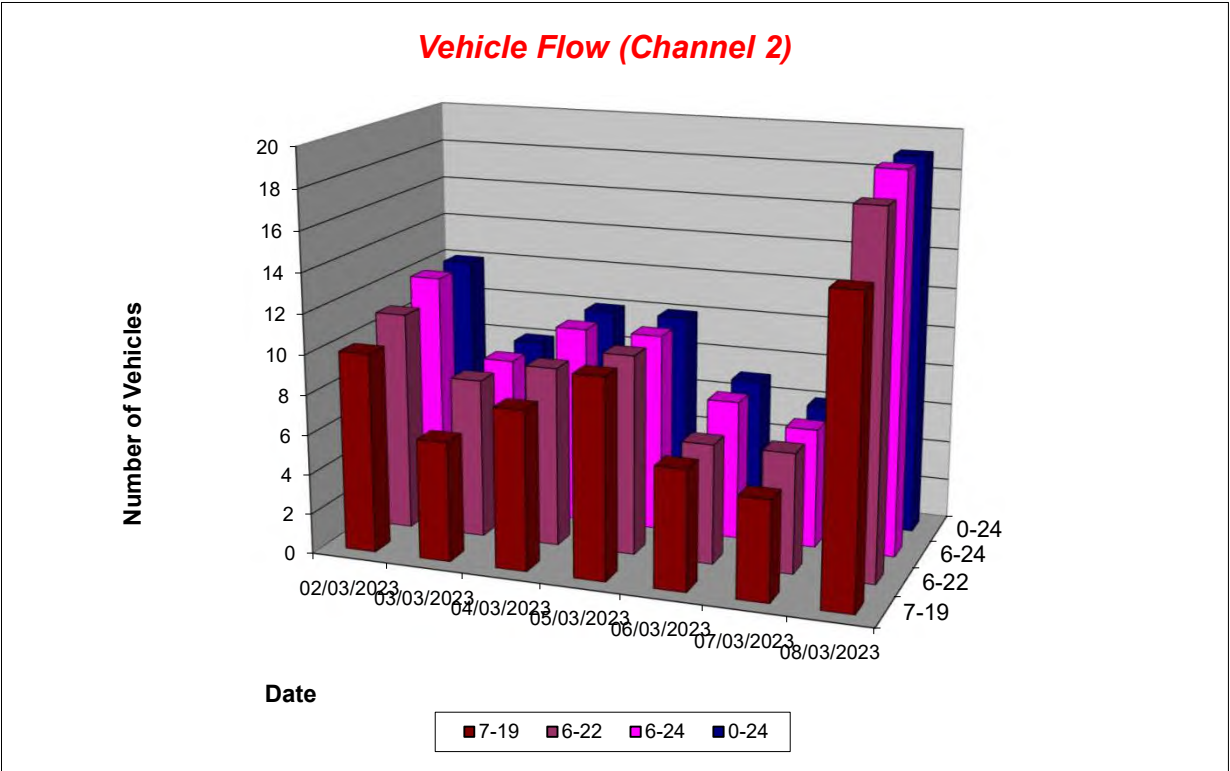
Produced by Road Data Services Ltd.

Channel 2 - Northbound

Vehicle Flow

Week 1

Hr Ending	02/03/2023 Thursday	03/03/2023 Friday	04/03/2023 Saturday	05/03/2023 Sunday	06/03/2023 Monday	07/03/2023 Tuesday	08/03/2023 Wednesday	Weekday Average	Average
1	0	0	0	0	0	0	0	0	0
2	0	0	0	0	0	0	0	0	0
3	0	0	0	0	0	0	0	0	0
4	0	0	0	0	0	0	0	0	0
5	0	0	0	0	0	0	0	0	0
6	0	0	0	0	0	0	0	0	0
7	0	0	0	0	0	0	0	0	0
8	1	0	0	0	0	1	1	1	0
9	1	0	0	1	0	0	1	0	0
10	1	1	0	1	0	0	1	1	1
11	0	3	1	1	1	0	0	1	1
12	1	0	3	1	0	0	1	0	1
13	0	0	1	0	1	0	3	1	1
14	0	0	0	0	0	1	0	0	0
15	0	0	1	1	1	0	1	0	1
16	2	2	0	3	1	0	2	1	1
17	2	0	0	1	1	0	1	1	1
18	1	0	2	1	0	3	2	1	1
19	1	0	0	0	1	0	2	1	1
20	1	2	1	0	0	0	1	1	1
21	0	0	0	0	0	0	2	0	0
22	0	0	0	0	0	1	0	0	0
23	1	0	0	0	0	0	1	0	0
24	0	0	1	0	1	0	0	0	0
7-19	10	6	8	10	6	5	15	8	9
6-22	11	8	9	10	6	6	18	10	10
6-24	12	8	10	10	7	6	19	10	10
0-24	12	8	10	10	7	6	19	10	10



Lincolnshire ATC 55

Produced by Road Data Services Ltd.

Channel 2 - Northbound

Average Speed

Week 1

Hr Ending	02/03/2023 Thursday	03/03/2023 Friday	04/03/2023 Saturday	05/03/2023 Sunday	06/03/2023 Monday	07/03/2023 Tuesday	08/03/2023 Wednesday
1	-	-	-	-	-	-	-
2	-	-	-	-	-	-	-
3	-	-	-	-	-	-	-
4	-	-	-	-	-	-	-
5	-	-	-	-	-	-	-
6	-	-	-	-	-	-	-
7	-	-	-	-	-	-	-
8	31.5	-	-	-	-	17.7	17.5
9	28.8	-	-	23.5	-	-	26.0
10	19.1	19.6	-	19.2	-	-	20.5
11	-	19.4	27.0	24.6	20.8	-	-
12	21.9	-	22.6	23.4	-	-	27.9
13	-	-	25.9	-	18.9	-	23.0
14	-	-	-	-	-	8.4	-
15	-	-	24.5	22.3	18.8	-	16.3
16	15.7	19.2	-	19.3	24.2	-	22.8
17	22.6	-	-	21.8	20.1	-	21.3
18	21.5	-	21.4	22.4	-	24.6	23.8
19	23.1	-	-	-	21.1	-	20.1
20	23.2	22.7	20.5	-	-	-	23.8
21	-	-	-	-	-	-	22.2
22	-	-	-	-	-	20.4	-
23	21.3	-	-	-	-	-	20.4
24	-	-	17.8	-	21.7	-	-

10-12	21.9	19.4	23.7	24.0	20.8	-	27.9
14-16	15.7	19.2	24.5	20.0	21.5	-	20.6
0-24	22.3	20.2	22.6	21.5	20.8	20.1	22.1

Average (ALL)	21.6
Weekday Inter-Peak	20.2

Channel 2 - Northbound

85th Percentile

Hr Ending	02/03/2023 Thursday	03/03/2023 Friday	04/03/2023 Saturday	05/03/2023 Sunday	06/03/2023 Monday	07/03/2023 Tuesday	08/03/2023 Wednesday
1	-	-	-	-	-	-	-
2	-	-	-	-	-	-	-
3	-	-	-	-	-	-	-
4	-	-	-	-	-	-	-
5	-	-	-	-	-	-	-
6	-	-	-	-	-	-	-
7	-	-	-	-	-	-	-
8	-	-	-	-	-	-	-
9	-	-	-	-	-	-	-
10	-	-	-	-	-	-	-
11	-	24.7	-	-	-	-	-
12	-	-	23.3	-	-	-	-
13	-	-	-	-	-	-	25.6
14	-	-	-	-	-	-	-
15	-	-	-	-	-	-	-
16	24.1	20.5	-	21.5	-	-	24.0
17	23.0	-	-	-	-	-	-
18	-	-	23.3	-	-	28.5	27.5
19	-	-	-	-	-	-	24.4
20	-	24.0	-	-	-	-	-
21	-	-	-	-	-	-	22.7
22	-	-	-	-	-	-	-
23	-	-	-	-	-	-	-
24	-	-	-	-	-	-	-

10-12	-	24.7	25.8	24.6	-	-	-
14-16	24.1	20.5	-	22.3	24.3	-	23.9
0-24	28.0	23.9	25.4	23.9	22.6	26.7	25.6

85th %ile (ALL)	25.7
Weekday Inter-Peak	25.3

Lincolnshire ATC 55

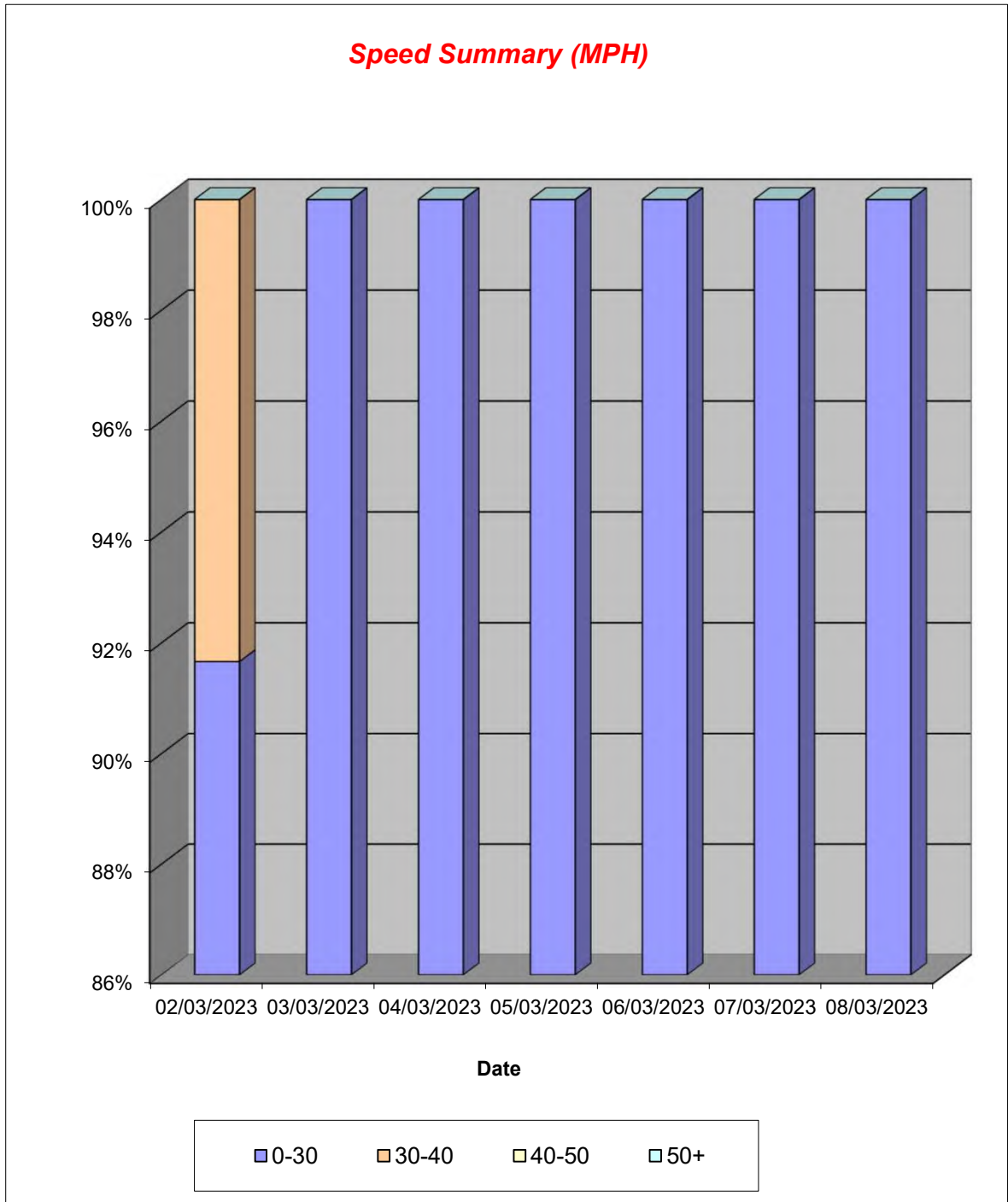
Produced by Road Data Services Ltd.

Channel 2 - Northbound

Speed Summary

Week 1

Speed (MPH)	02/03/2023 Thursday	03/03/2023 Friday	04/03/2023 Saturday	05/03/2023 Sunday	06/03/2023 Monday	07/03/2023 Tuesday	08/03/2023 Wednesday
0-30	11	8	10	10	7	6	19
30-40	1	0	0	0	0	0	0
40-50	0	0	0	0	0	0	0
50+	0	0	0	0	0	0	0
TOTAL	12	8	10	10	7	6	19



Lincolnshire ATC 55

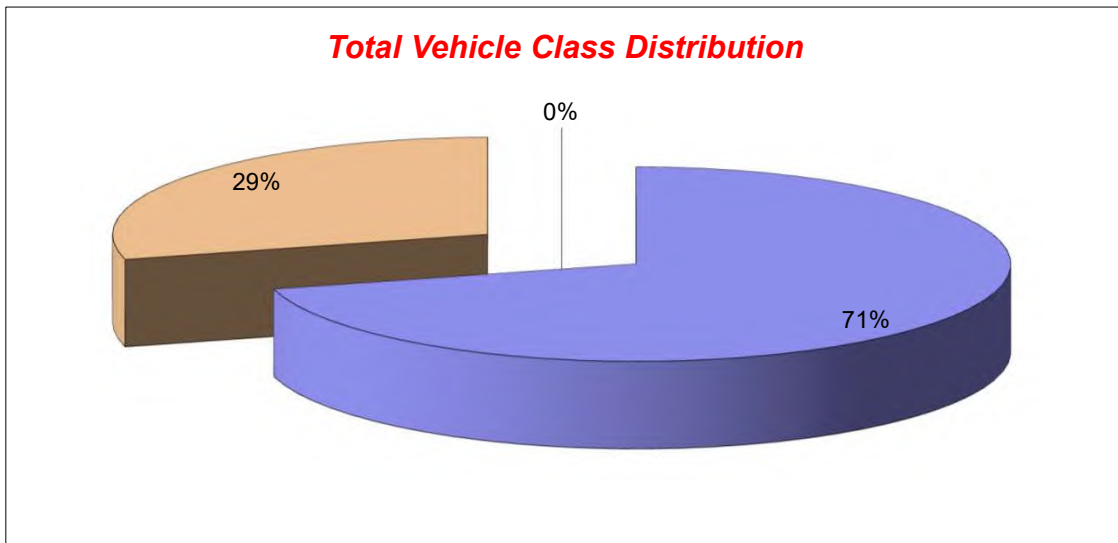
Produced by Road Data Services Ltd.

Channel 2 - Northbound

Vehicle Class

Week 1

Classes Day / Time	Car / LGV / Caravan - 1	OGV1 / Bus - 2,3,5,6,7,12	OGV2 - 4,8,9,10,11,13	TOTAL - 1-13
02/03/2023				
7-19	8	2	0	10
6-22	8	3	0	11
6-24	9	3	0	12
0-24	9	3	0	12
03/03/2023				
7-19	3	3	0	6
6-22	4	4	0	8
6-24	4	4	0	8
0-24	4	4	0	8
04/03/2023				
7-19	5	3	0	8
6-22	6	3	0	9
6-24	7	3	0	10
0-24	7	3	0	10
05/03/2023				
7-19	6	4	0	10
6-22	6	4	0	10
6-24	6	4	0	10
0-24	6	4	0	10
06/03/2023				
7-19	4	2	0	6
6-22	4	2	0	6
6-24	4	3	0	7
0-24	4	3	0	7
07/03/2023				
7-19	5	0	0	5
6-22	6	0	0	6
6-24	6	0	0	6
0-24	6	0	0	6
08/03/2023				
7-19	13	2	0	15
6-22	15	3	0	18
6-24	15	4	0	19
0-24	15	4	0	19
Average				
7-19	6	2	0	9
6-22	7	3	0	10
6-24	7	3	0	10
0-24	7	3	0	10



Lincolnshire ATC 57

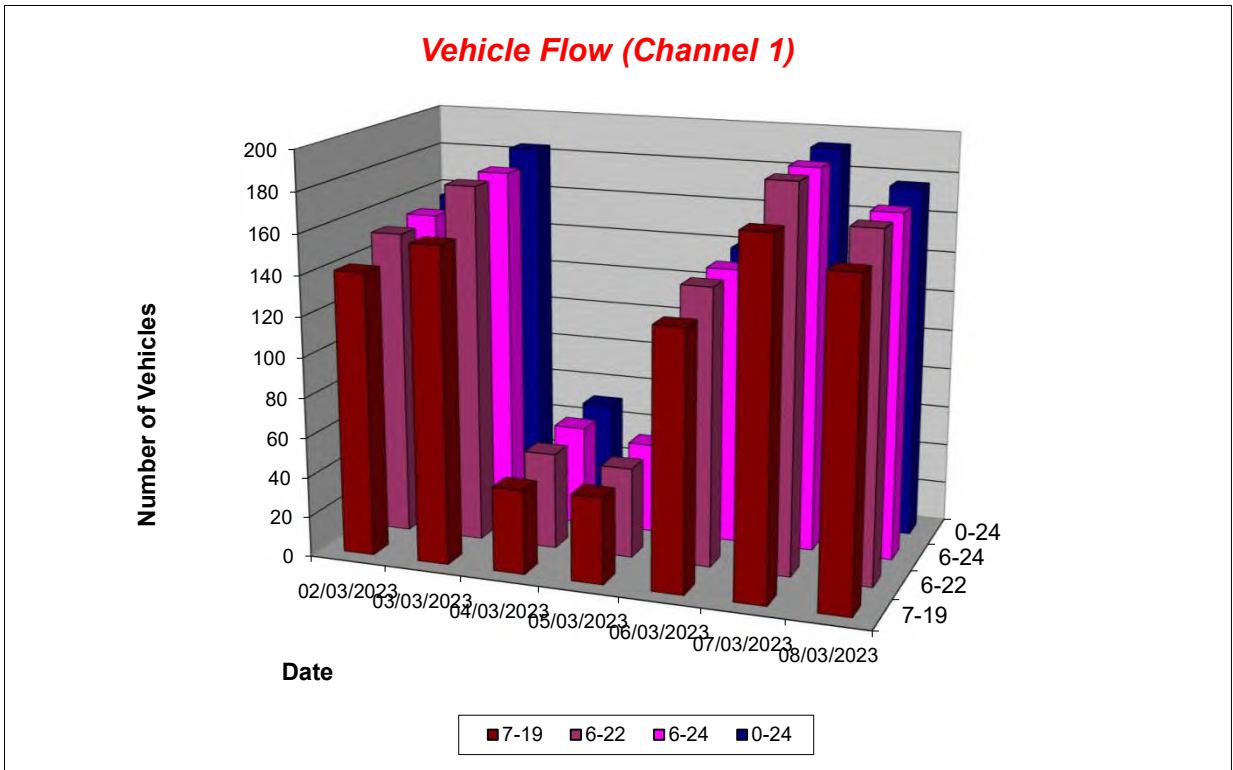
Produced by Road Data Services Ltd.

Channel 1 - Southwestbound

Vehicle Flow

Week 1

Hr Ending	02/03/2023 Thursday	03/03/2023 Friday	04/03/2023 Saturday	05/03/2023 Sunday	06/03/2023 Monday	07/03/2023 Tuesday	08/03/2023 Wednesday	Weekday Average	Average
1	0	0	0	0	0	0	0	0	0
2	0	0	0	0	0	0	0	0	0
3	0	0	0	0	0	0	0	0	0
4	0	0	0	0	0	0	0	0	0
5	0	0	0	0	0	0	0	0	0
6	3	6	1	1	2	3	5	4	3
7	5	7	0	0	8	10	10	8	6
8	21	20	5	1	14	14	22	18	14
9	17	16	4	2	11	22	22	18	13
10	5	20	6	4	11	10	3	10	8
11	6	19	6	6	9	15	10	12	10
12	5	7	3	3	3	14	12	8	7
13	9	15	3	2	8	21	15	14	10
14	12	15	3	7	11	11	17	13	11
15	8	4	3	3	4	18	10	9	7
16	13	12	1	3	15	18	15	15	11
17	27	17	3	4	24	18	18	21	16
18	11	10	4	7	14	7	12	11	9
19	7	2	1	1	4	6	3	4	3
20	6	9	2	0	2	4	0	4	3
21	0	2	4	2	0	0	2	1	1
22	0	3	0	0	0	2	0	1	1
23	2	0	2	0	0	0	0	0	1
24	0	0	0	0	0	0	0	0	0
7-19	141	157	42	43	128	174	159	152	121
6-22	152	178	48	45	138	190	171	166	132
6-24	154	178	50	45	138	190	171	166	132
0-24	157	184	51	46	140	193	176	170	135



Lincolnshire ATC 57

Produced by Road Data Services Ltd.

Channel 1 - Southwestbound

Average Speed

Week 1

Hr Ending	02/03/2023 Thursday	03/03/2023 Friday	04/03/2023 Saturday	05/03/2023 Sunday	06/03/2023 Monday	07/03/2023 Tuesday	08/03/2023 Wednesday
1	-	-	-	-	-	-	-
2	-	-	-	-	-	-	-
3	-	-	-	-	-	-	-
4	-	-	-	-	-	-	-
5	-	-	-	-	-	-	-
6	20.6	16.5	8.4	8.5	28.0	21.7	16.5
7	18.9	14.9	-	-	25.3	17.0	14.9
8	25.3	20.3	9.2	8.8	28.5	21.1	12.8
9	17.1	16.7	10.5	13.6	32.7	18.0	12.3
10	16.9	18.7	11.2	13.4	28.7	22.9	13.3
11	19.5	16.9	11.0	10.3	29.5	19.9	13.1
12	23.0	12.0	7.9	12.8	34.8	20.4	12.9
13	16.9	15.6	11.2	11.1	26.6	18.1	12.7
14	18.4	15.3	8.7	10.1	28.7	20.1	12.9
15	18.3	14.6	10.0	10.4	26.3	17.7	13.2
16	19.2	16.7	14.8	33.5	27.2	18.0	12.3
17	20.7	21.0	10.2	26.4	24.2	20.8	12.3
18	21.3	15.2	13.0	29.4	26.5	22.5	14.6
19	17.6	13.3	14.1	33.8	22.8	21.3	15.6
20	18.9	12.3	12.4	-	22.2	16.1	-
21	-	11.5	12.6	29.4	-	-	13.2
22	-	13.1	-	-	-	19.3	-
23	16.6	-	10.6	-	-	-	-
24	-	-	-	-	-	-	-

10-12	21.1	15.6	10.0	11.1	30.8	20.2	13.0
14-16	18.8	16.2	11.2	21.9	27.0	17.9	12.7
0-24	19.9	16.8	10.8	18.0	27.4	19.4	13.1

Average (ALL)	18.5
Weekday Inter-Peak	18.5

Channel 1 - Southwestbound

85th Percentile

Hr Ending	02/03/2023 Thursday	03/03/2023 Friday	04/03/2023 Saturday	05/03/2023 Sunday	06/03/2023 Monday	07/03/2023 Tuesday	08/03/2023 Wednesday
1	-	-	-	-	-	-	-
2	-	-	-	-	-	-	-
3	-	-	-	-	-	-	-
4	-	-	-	-	-	-	-
5	-	-	-	-	-	-	-
6	24.8	18.1	-	-	28.9	23.1	17.3
7	21.4	17.7	-	-	30.7	20.8	18.1
8	27.9	24.6	12.5	-	35.5	24.7	14.6
9	20.3	19.8	14.4	14.7	37.0	20.2	13.9
10	18.1	23.6	14.0	14.2	36.1	24.1	14.7
11	23.2	20.3	14.0	14.1	33.3	22.9	15.4
12	26.0	16.4	10.3	13.2	39.6	23.8	14.6
13	21.7	20.4	11.9	15.0	33.3	19.9	16.9
14	21.1	19.7	10.3	12.5	33.8	22.4	15.7
15	23.3	17.5	12.3	11.5	30.7	19.7	15.2
16	22.5	22.7	-	40.6	34.1	19.4	13.9
17	26.0	27.6	12.5	31.5	28.7	23.7	13.7
18	24.5	18.1	14.0	32.5	29.2	26.2	16.9
19	19.4	15.1	-	-	24.5	25.7	17.6
20	19.7	13.9	13.0	-	23.2	18.4	-
21	-	11.9	13.5	43.2	-	-	13.6
22	-	15.0	-	-	-	19.4	-
23	17.9	-	14.9	-	-	-	-
24	-	-	-	-	-	-	-

10-12	24.9	19.9	13.2	14.5	35.5	23.4	15.0
14-16	22.9	21.6	14.2	34.9	33.5	19.6	14.5
0-24	24.4	21.9	13.8	28.5	33.4	22.6	15.6

85th %ile (ALL)	25.3
Weekday Inter-Peak	24.8

Lincolnshire ATC 57

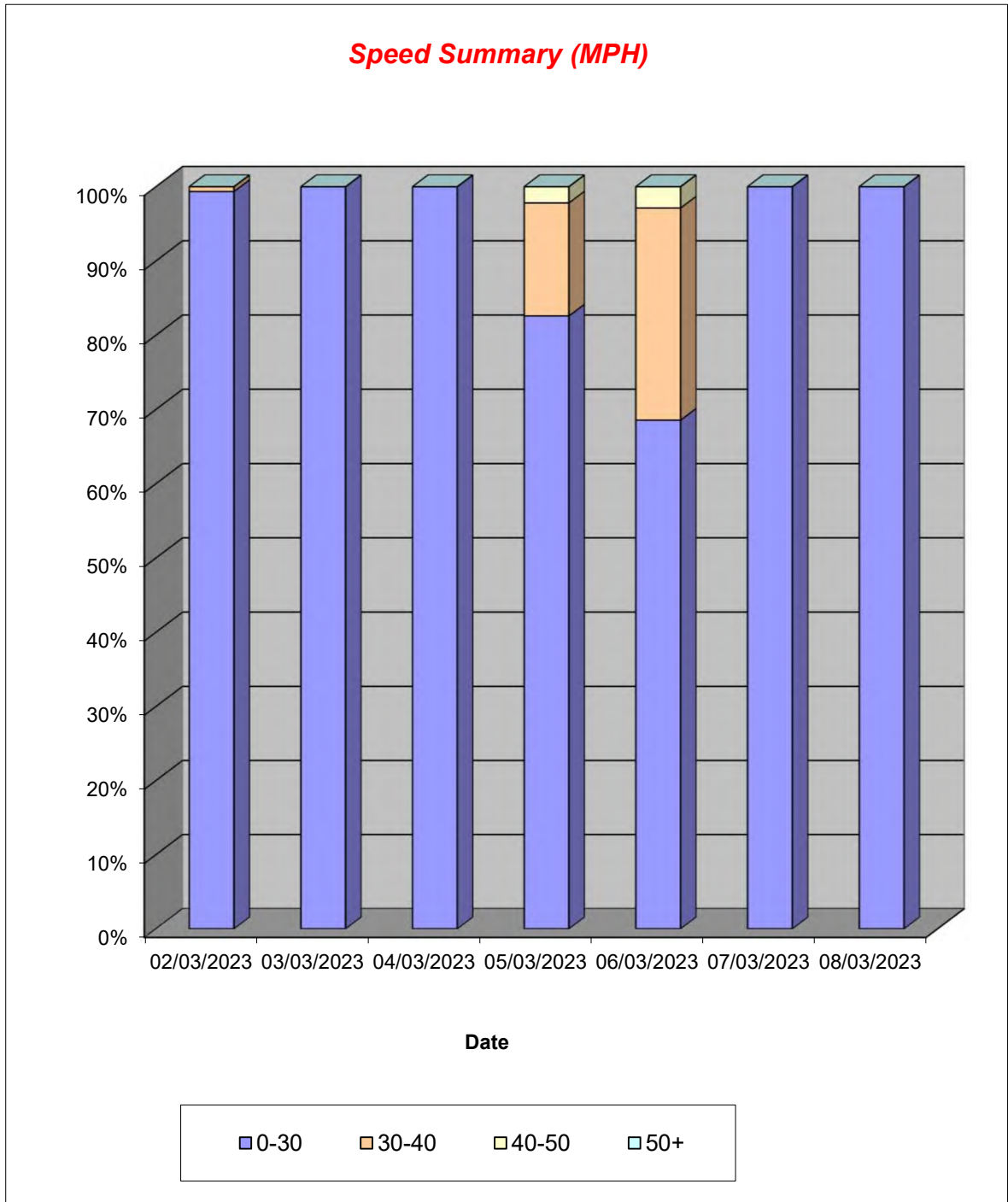
Produced by Road Data Services Ltd.

Channel 1 - Southwestbound

Speed Summary

Week 1

Speed (MPH)	02/03/2023 Thursday	03/03/2023 Friday	04/03/2023 Saturday	05/03/2023 Sunday	06/03/2023 Monday	07/03/2023 Tuesday	08/03/2023 Wednesday
0-30	156	184	51	38	96	193	176
30-40	1	0	0	7	40	0	0
40-50	0	0	0	1	4	0	0
50+	0	0	0	0	0	0	0
TOTAL	157	184	51	46	140	193	176



Lincolnshire ATC 57

Produced by Road Data Services Ltd.

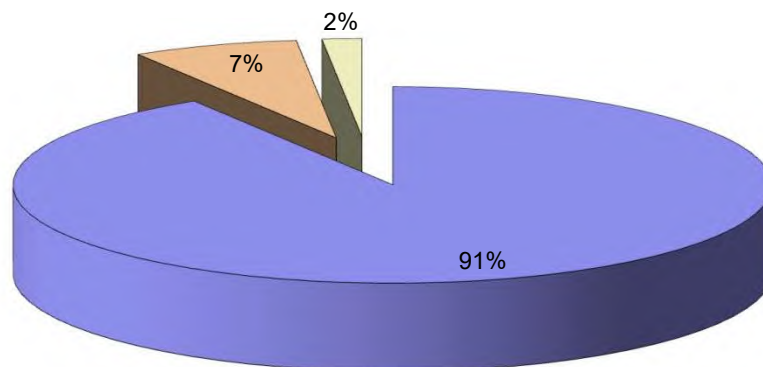
Channel 1 - Southwestbound

Vehicle Class

Week 1

Classes Day / Time	Car / LGV / Caravan - 1	OGV1 / Bus - 2,3,5,6,7,12	OGV2 - 4,8,9,10,11,13	TOTAL - 1-13
02/03/2023				
7-19	134	4	3	141
6-22	143	6	3	152
6-24	145	6	3	154
0-24	147	7	3	157
03/03/2023				
7-19	150	5	2	157
6-22	171	5	2	178
6-24	171	5	2	178
0-24	176	5	3	184
04/03/2023				
7-19	42	0	0	42
6-22	48	0	0	48
6-24	50	0	0	50
0-24	50	1	0	51
05/03/2023				
7-19	34	9	0	43
6-22	36	9	0	45
6-24	36	9	0	45
0-24	37	9	0	46
06/03/2023				
7-19	87	39	2	128
6-22	92	42	4	138
6-24	92	42	4	138
0-24	94	42	4	140
07/03/2023				
7-19	172	1	1	174
6-22	186	2	2	190
6-24	186	2	2	190
0-24	188	2	3	193
08/03/2023				
7-19	157	1	1	159
6-22	168	1	2	171
6-24	168	1	2	171
0-24	172	1	3	176
Average				
7-19	111	8	1	121
6-22	121	9	2	132
6-24	121	9	2	132
0-24	123	10	2	135

Total Vehicle Class Distribution



Lincolnshire ATC 57

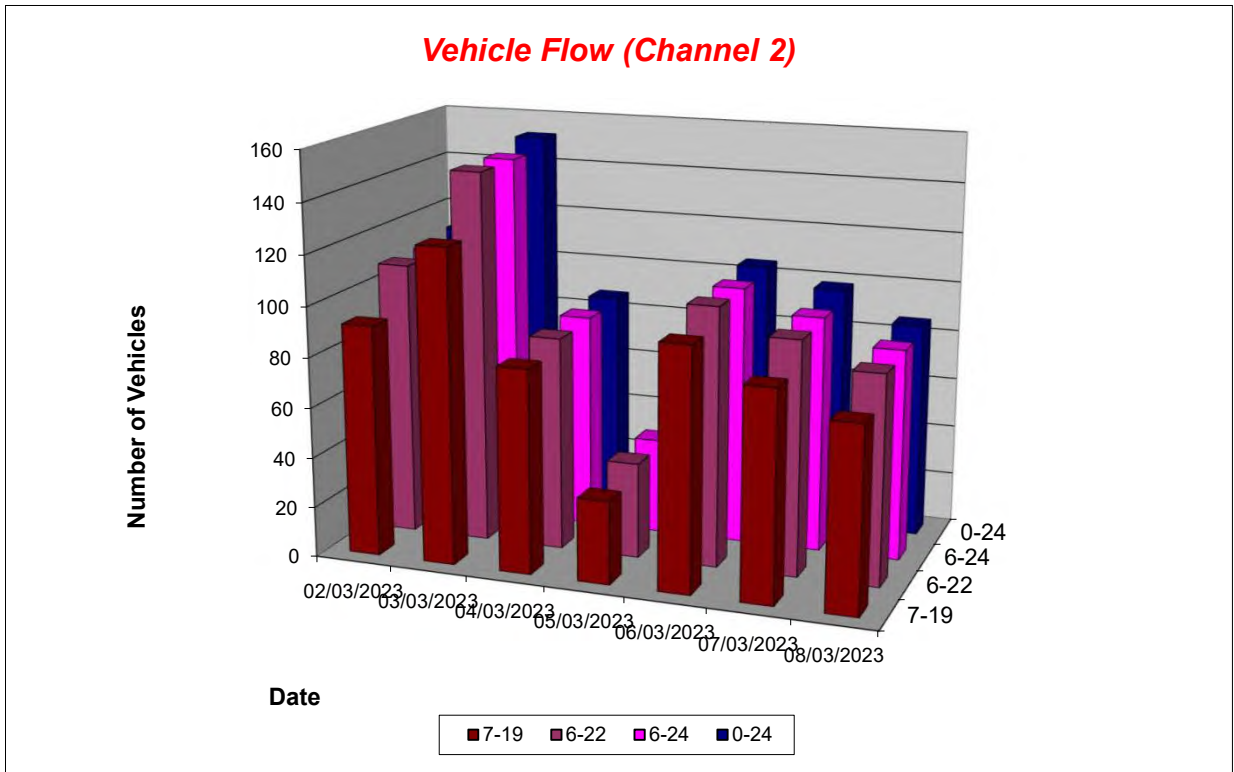
Produced by Road Data Services Ltd.

Channel 2 - Northeastbound

Vehicle Flow

Week 1

Hr Ending	02/03/2023 Thursday	03/03/2023 Friday	04/03/2023 Saturday	05/03/2023 Sunday	06/03/2023 Monday	07/03/2023 Tuesday	08/03/2023 Wednesday	Weekday Average	Average
1	0	0	0	0	0	0	0	0	0
2	0	0	0	0	0	0	0	0	0
3	0	0	0	0	0	0	0	0	0
4	0	0	0	0	0	0	0	0	0
5	0	0	0	0	0	0	1	0	0
6	3	4	1	0	2	4	1	3	2
7	7	5	0	0	5	3	7	5	4
8	8	8	5	1	12	4	5	7	6
9	10	18	11	1	14	16	11	14	12
10	5	17	6	4	9	5	5	8	7
11	3	11	14	3	13	5	9	8	8
12	4	6	5	1	7	7	6	6	5
13	12	11	8	4	4	5	6	8	7
14	5	10	7	4	3	6	6	6	6
15	14	6	10	2	8	5	6	8	7
16	11	13	4	3	8	9	7	10	8
17	9	8	4	5	8	12	6	9	7
18	8	5	2	3	6	5	4	6	5
19	3	12	5	2	4	4	2	5	5
20	4	10	2	3	1	4	1	4	4
21	6	3	1	2	0	2	0	2	2
22	0	5	1	0	1	1	2	2	1
23	0	0	1	0	0	0	0	0	0
24	0	0	0	0	0	1	1	0	0
7-19	92	125	81	33	96	83	73	94	83
6-22	109	148	85	38	103	93	83	107	94
6-24	109	148	86	38	103	94	84	108	95
0-24	112	152	87	38	105	98	86	111	97



Lincolnshire ATC 57

Produced by Road Data Services Ltd.

Channel 2 - Northeastbound

Average Speed

Week 1

Hr Ending	02/03/2023 Thursday	03/03/2023 Friday	04/03/2023 Saturday	05/03/2023 Sunday	06/03/2023 Monday	07/03/2023 Tuesday	08/03/2023 Wednesday
1	-	-	-	-	-	-	-
2	-	-	-	-	-	-	-
3	-	-	-	-	-	-	-
4	-	-	-	-	-	-	-
5	-	-	-	-	-	-	11.7
6	27.8	17.1	13.9	-	30.2	14.6	10.5
7	24.0	15.0	-	-	24.3	16.1	13.1
8	19.0	15.3	11.0	7.7	26.3	13.5	13.9
9	19.2	14.4	10.2	13.7	27.9	14.4	13.9
10	14.3	14.5	8.3	11.7	25.6	15.0	12.1
11	14.3	9.8	8.9	9.7	28.8	12.8	9.2
12	17.6	13.8	8.8	12.0	19.3	15.6	10.8
13	16.6	11.4	9.3	13.1	29.8	15.6	9.7
14	13.4	11.7	10.5	10.5	23.2	16.0	8.5
15	14.8	12.4	10.1	12.9	23.5	12.2	9.5
16	14.2	11.9	10.8	34.1	22.6	12.4	8.3
17	19.5	11.8	13.3	26.9	14.6	12.9	10.2
18	13.6	10.8	12.2	30.5	12.9	13.7	9.1
19	13.3	11.8	12.5	28.5	14.9	13.0	6.6
20	14.4	10.6	15.8	25.9	14.7	10.9	5.7
21	16.5	9.0	9.2	34.1	-	7.2	-
22	-	8.8	17.4	-	10.8	14.1	6.4
23	-	-	11.1	-	-	-	-
24	-	-	-	-	-	13.1	11.7

10-12	16.2	11.2	8.9	10.3	25.5	14.4	9.9
14-16	14.6	12.1	10.3	25.6	23.0	12.4	8.8
0-24	16.9	12.5	10.4	20.0	23.5	13.7	10.6

Average (ALL)	15.0
Weekday Inter-Peak	15.1

Channel 2 - Northeastbound

85th Percentile

Hr Ending	02/03/2023 Thursday	03/03/2023 Friday	04/03/2023 Saturday	05/03/2023 Sunday	06/03/2023 Monday	07/03/2023 Tuesday	08/03/2023 Wednesday
1	-	-	-	-	-	-	-
2	-	-	-	-	-	-	-
3	-	-	-	-	-	-	-
4	-	-	-	-	-	-	-
5	-	-	-	-	-	-	-
6	30.5	19.8	-	-	35.1	18.0	-
7	27.5	17.0	-	-	26.3	18.7	14.8
8	23.7	17.9	13.6	-	31.3	16.5	17.1
9	23.8	18.9	12.6	-	32.0	18.9	18.1
10	17.2	18.8	11.2	14.2	33.8	18.3	13.8
11	18.7	12.3	11.6	12.7	37.1	16.7	11.7
12	20.0	16.4	12.9	-	23.1	18.6	13.9
13	19.7	14.9	11.2	15.0	37.5	17.6	12.4
14	15.6	15.4	13.8	12.5	26.9	19.6	11.1
15	17.3	14.4	13.2	13.2	29.3	13.5	11.7
16	19.0	15.5	11.6	38.2	30.1	14.7	9.2
17	23.9	13.2	16.6	32.8	20.3	17.8	12.8
18	15.4	13.6	12.4	32.7	18.0	17.7	12.0
19	15.9	14.8	14.1	32.1	18.6	15.4	7.3
20	20.5	13.3	19.8	26.8	-	14.1	-
21	20.7	12.0	-	37.9	-	9.2	-
22	-	13.0	-	-	-	-	7.8
23	-	-	-	-	-	-	-
24	-	-	-	-	-	-	-

10-12	20.0	14.4	12.0	13.1	33.9	18.1	12.8
14-16	18.3	15.3	12.9	36.8	29.7	14.4	10.5
0-24	22.0	16.4	13.6	30.2	31.6	17.6	14.1

85th %ile (ALL)	22.1
Weekday Inter-Peak	22.4

Lincolnshire ATC 57

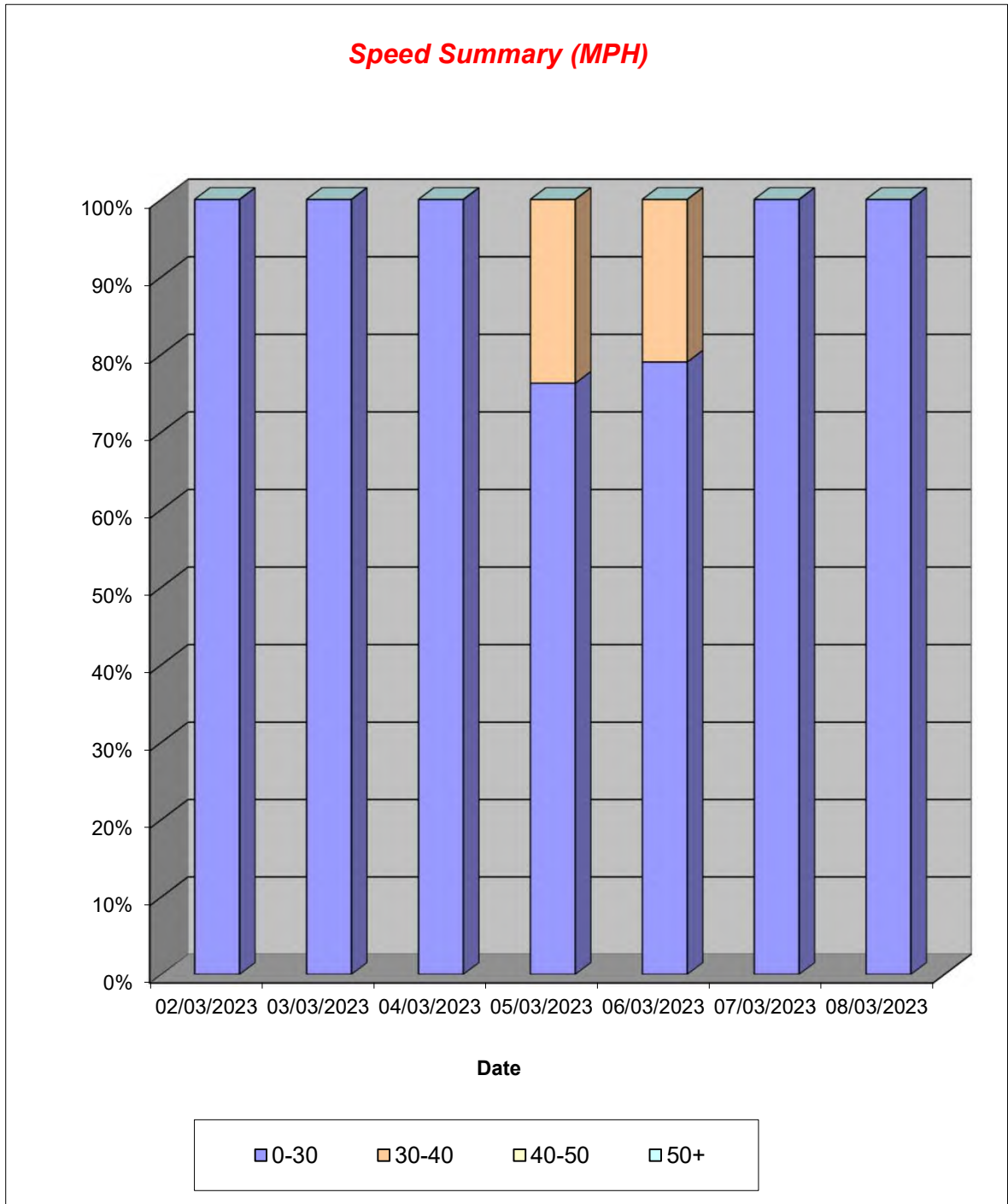
Produced by Road Data Services Ltd.

Channel 2 - Northeastbound

Speed Summary

Week 1

Speed (MPH)	02/03/2023 Thursday	03/03/2023 Friday	04/03/2023 Saturday	05/03/2023 Sunday	06/03/2023 Monday	07/03/2023 Tuesday	08/03/2023 Wednesday
0-30	112	152	87	29	83	98	86
30-40	0	0	0	9	22	0	0
40-50	0	0	0	0	0	0	0
50+	0	0	0	0	0	0	0
TOTAL	112	152	87	38	105	98	86



Lincolnshire ATC 57

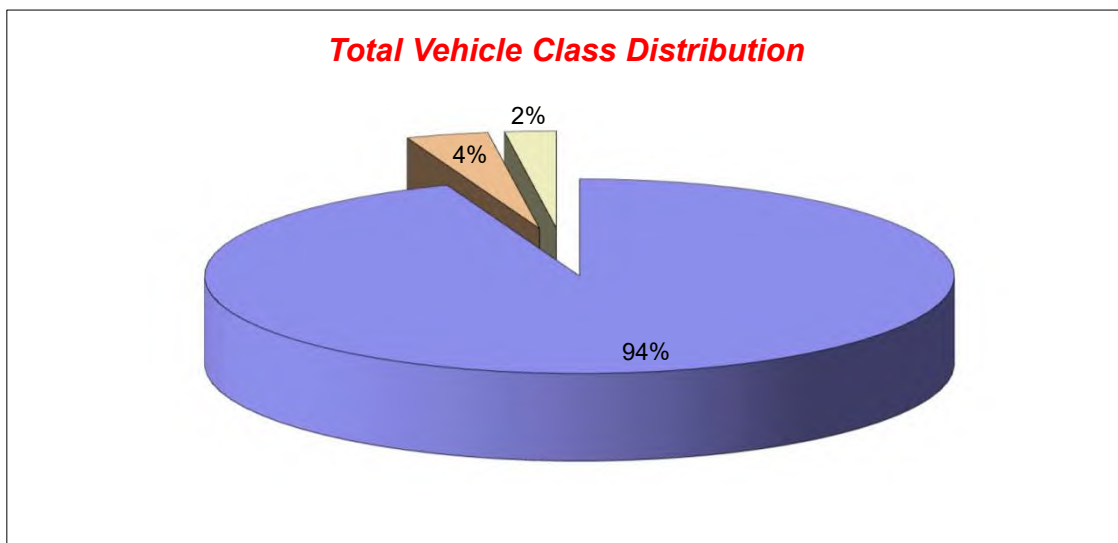
Produced by Road Data Services Ltd.

Channel 2 - Northeastbound

Vehicle Class

Week 1

Classes Day / Time	Car / LGV / Caravan - 1	OGV1 / Bus - 2,3,5,6,7,12	OGV2 - 4,8,9,10,11,13	TOTAL - 1-13
02/03/2023				
7-19	90	1	1	92
6-22	107	1	1	109
6-24	107	1	1	109
0-24	110	1	1	112
03/03/2023				
7-19	120	3	2	125
6-22	143	3	2	148
6-24	143	3	2	148
0-24	147	3	2	152
04/03/2023				
7-19	80	0	1	81
6-22	84	0	1	85
6-24	85	0	1	86
0-24	86	0	1	87
05/03/2023				
7-19	31	2	0	33
6-22	36	2	0	38
6-24	36	2	0	38
0-24	36	2	0	38
06/03/2023				
7-19	74	17	5	96
6-22	81	17	5	103
6-24	81	17	5	103
0-24	83	17	5	105
07/03/2023				
7-19	80	0	3	83
6-22	90	0	3	93
6-24	91	0	3	94
0-24	95	0	3	98
08/03/2023				
7-19	69	1	3	73
6-22	79	1	3	83
6-24	80	1	3	84
0-24	82	1	3	86
Average				
7-19	78	3	2	83
6-22	89	3	2	94
6-24	89	3	2	95
0-24	91	3	2	97



Lincolnshire ATC 58, Common Road

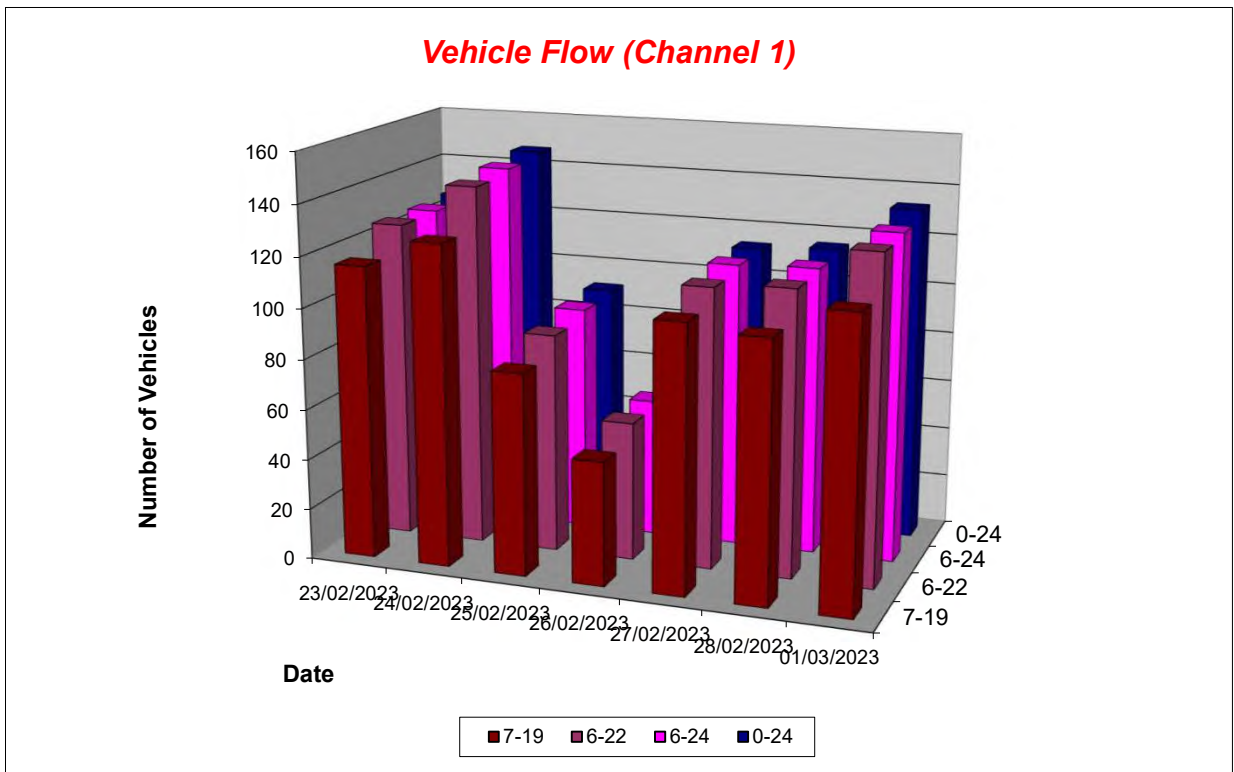
Produced by Road Data Services Ltd.

Channel 1 - Northbound

Vehicle Flow

Week 1

Hr Ending	23/02/2023 Thursday	24/02/2023 Friday	25/02/2023 Saturday	26/02/2023 Sunday	27/02/2023 Monday	28/02/2023 Tuesday	01/03/2023 Wednesday	Weekday Average	Average
1	0	0	1	2	0	0	0	0	0
2	0	0	0	2	0	0	0	0	0
3	0	1	0	0	0	0	1	0	0
4	0	0	0	1	0	1	0	0	0
5	1	1	0	0	0	0	0	0	0
6	0	0	0	0	0	0	2	0	0
7	3	4	1	1	3	6	6	4	3
8	9	6	2	0	11	8	9	9	6
9	8	11	7	3	8	11	10	10	8
10	11	13	0	5	9	7	9	10	8
11	11	6	11	3	11	3	4	7	7
12	6	10	8	5	7	12	11	9	8
13	9	8	7	3	7	6	11	8	7
14	11	13	8	9	7	6	5	8	8
15	11	9	6	4	9	9	11	10	8
16	9	14	5	4	11	9	13	11	9
17	17	21	7	5	10	16	15	16	13
18	10	10	6	5	7	14	9	10	9
19	4	6	13	3	8	1	7	5	6
20	5	4	2	2	1	3	5	4	3
21	1	6	3	1	2	1	2	2	2
22	1	2	1	2	0	1	2	1	1
23	0	2	1	0	2	1	1	1	1
24	0	0	2	0	0	0	0	0	0
7-19	116	127	80	49	105	102	114	113	99
6-22	126	143	87	55	111	113	129	124	109
6-24	126	145	90	55	113	114	130	126	110
0-24	127	147	91	60	113	115	133	127	112



Lincolnshire ATC 58, Common Road

Produced by Road Data Services Ltd.

Channel 1 - Northbound

Average Speed

Week 1

Hr Ending	23/02/2023 Thursday	24/02/2023 Friday	25/02/2023 Saturday	26/02/2023 Sunday	27/02/2023 Monday	28/02/2023 Tuesday	01/03/2023 Wednesday
1	-	-	9.9	24.7	-	-	-
2	-	-	-	15.4	-	-	-
3	-	14.0	-	-	-	-	7.5
4	-	-	-	17.7	-	23.4	-
5	21.6	21.9	-	-	-	-	-
6	-	-	-	-	-	-	18.2
7	21.3	23.3	19.2	19.1	21.9	22.4	17.2
8	19.5	18.5	15.7	-	17.1	20.4	20.0
9	19.0	19.8	17.3	19.2	19.9	20.0	21.4
10	20.3	17.5	-	18.5	20.5	18.9	17.4
11	19.5	21.9	18.4	16.0	18.5	16.9	19.8
12	19.4	19.5	17.9	16.3	21.6	19.3	20.0
13	20.4	19.9	17.5	21.6	17.2	17.7	19.3
14	21.8	19.4	23.0	20.3	16.6	18.6	23.4
15	17.3	18.0	22.0	20.4	20.1	20.2	18.4
16	20.0	19.3	20.1	20.8	21.1	21.0	21.6
17	19.7	21.6	19.5	21.1	20.3	21.5	20.4
18	20.8	22.4	17.8	19.2	18.8	20.7	18.0
19	16.5	21.4	19.9	21.3	22.3	21.8	20.8
20	17.1	19.8	21.6	19.2	18.3	21.8	22.1
21	23.7	20.2	20.1	21.8	22.9	27.9	20.8
22	15.8	19.0	23.8	20.5	-	24.8	20.2
23	-	16.6	21.5	-	18.5	22.9	23.0
24	-	-	16.0	-	-	-	-

10-12	19.5	20.4	18.2	16.2	19.7	18.8	20.0
14-16	18.5	18.8	21.1	20.6	20.6	20.6	20.1
0-24	19.6	20.0	19.2	19.6	19.6	20.4	19.8

Average (ALL)	19.8
Weekday Inter-Peak	19.7

Channel 1 - Northbound

85th Percentile

Hr Ending	23/02/2023 Thursday	24/02/2023 Friday	25/02/2023 Saturday	26/02/2023 Sunday	27/02/2023 Monday	28/02/2023 Tuesday	01/03/2023 Wednesday
1	-	-	-	27.8	-	-	-
2	-	-	-	22.4	-	-	-
3	-	-	-	-	-	-	-
4	-	-	-	-	-	-	-
5	-	-	-	-	-	-	-
6	-	-	-	-	-	-	21.3
7	24.2	26.5	-	-	24.1	24.8	21.6
8	22.2	24.6	18.9	-	21.4	24.2	24.3
9	23.5	24.3	21.3	23.4	22.0	24.6	26.2
10	24.2	21.7	-	24.6	22.5	21.6	20.5
11	23.2	24.4	23.4	16.8	21.6	18.2	22.2
12	23.7	23.2	22.7	21.4	25.7	22.9	22.3
13	25.5	23.5	21.7	24.0	23.2	19.3	22.3
14	25.7	23.5	28.3	23.3	22.8	25.0	28.8
15	22.6	21.7	24.8	23.7	26.7	23.8	24.0
16	23.5	22.5	24.0	24.0	24.4	24.6	27.0
17	24.2	26.1	25.5	24.1	25.6	24.9	22.6
18	24.0	26.5	20.8	25.0	22.6	24.7	22.9
19	18.1	22.9	24.9	24.0	26.4	-	24.5
20	22.0	27.3	22.1	20.8	-	25.3	25.0
21	-	22.5	22.8	-	25.3	-	23.7
22	-	19.9	-	21.8	-	-	21.8
23	-	22.1	-	-	20.8	-	-
24	-	-	16.2	-	-	-	-

10-12	23.4	23.9	23.1	20.3	23.5	22.2	22.3
14-16	23.3	22.3	24.6	23.8	25.7	24.3	25.8
0-24	23.9	24.4	24.1	24.0	24.3	24.4	24.2

85th %ile (ALL)	24.2
Weekday Inter-Peak	24.0

Lincolnshire ATC 58, Common Road

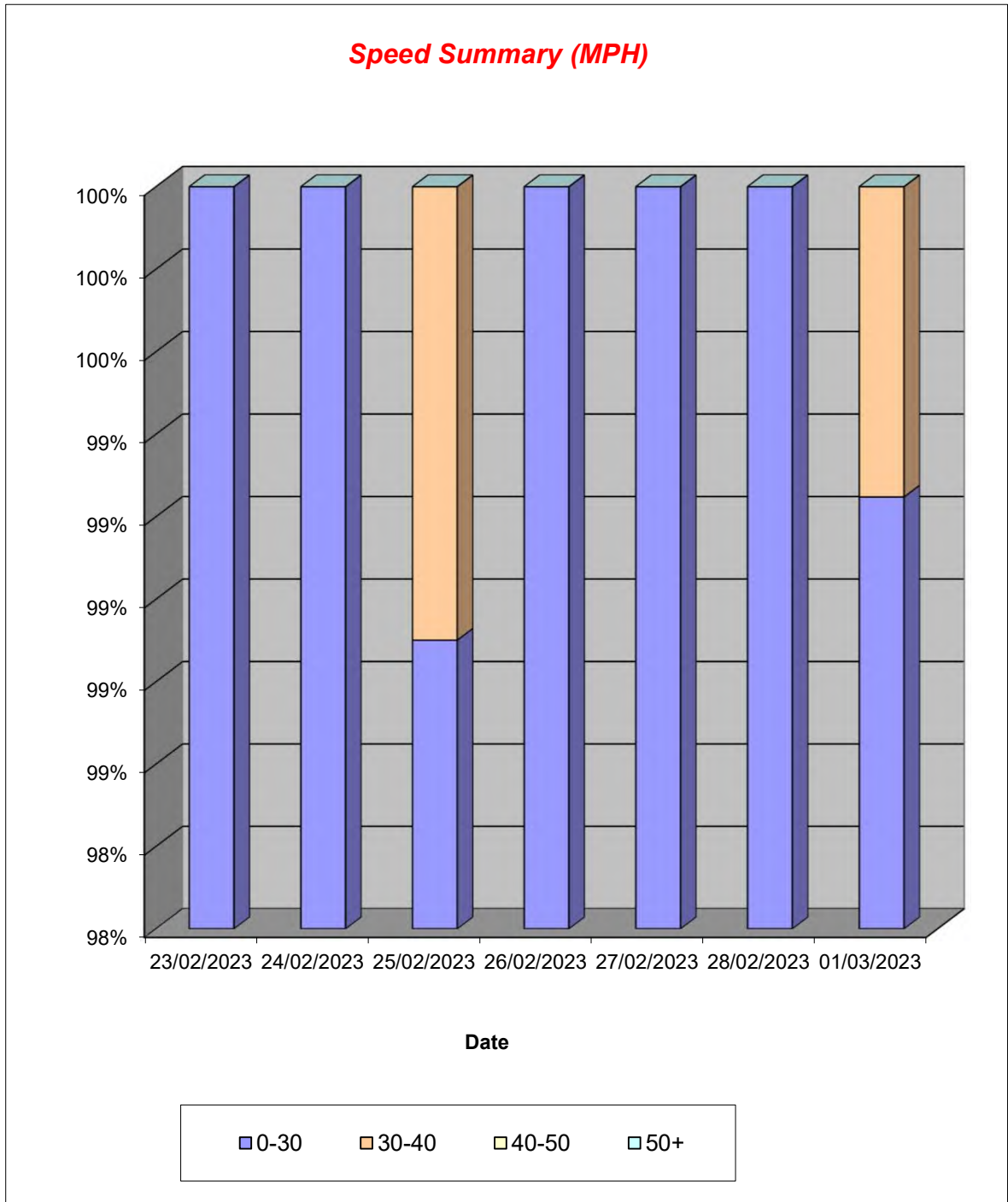
Produced by Road Data Services Ltd.

Channel 1 - Northbound

Speed Summary

Week 1

Speed (MPH)	23/02/2023 Thursday	24/02/2023 Friday	25/02/2023 Saturday	26/02/2023 Sunday	27/02/2023 Monday	28/02/2023 Tuesday	01/03/2023 Wednesday
0-30	127	147	90	60	113	115	132
30-40	0	0	1	0	0	0	1
40-50	0	0	0	0	0	0	0
50+	0	0	0	0	0	0	0
TOTAL	127	147	91	60	113	115	133



Lincolnshire ATC 58, Common Road

Produced by Road Data Services Ltd.

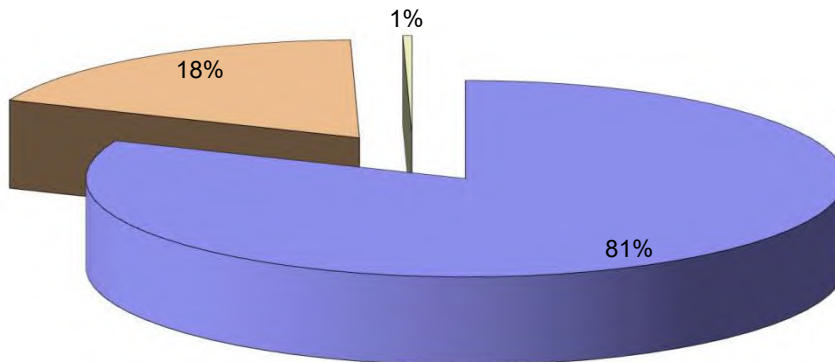
Channel 1 - Northbound

Vehicle Class

Week 1

Classes Day / Time	Car / LGV / Caravan - 1	OGV1 / Bus - 2,3,5,6,7,12	OGV2 - 4,8,9,10,11,13	TOTAL - 1-13
23/02/2023				
7-19	94	21	1	116
6-22	102	23	1	126
6-24	102	23	1	126
0-24	103	23	1	127
24/02/2023				
7-19	104	23	0	127
6-22	119	24	0	143
6-24	121	24	0	145
0-24	122	25	0	147
25/02/2023				
7-19	67	13	0	80
6-22	74	13	0	87
6-24	76	14	0	90
0-24	77	14	0	91
26/02/2023				
7-19	40	9	0	49
6-22	46	9	0	55
6-24	46	9	0	55
0-24	50	9	1	60
27/02/2023				
7-19	87	18	0	105
6-22	93	18	0	111
6-24	94	19	0	113
0-24	94	19	0	113
28/02/2023				
7-19	80	22	0	102
6-22	89	24	0	113
6-24	90	24	0	114
0-24	91	24	0	115
01/03/2023				
7-19	86	27	1	114
6-22	100	28	1	129
6-24	101	28	1	130
0-24	102	30	1	133
Average				
7-19	80	19	0	99
6-22	89	20	0	109
6-24	90	20	0	110
0-24	91	21	0	112

Total Vehicle Class Distribution



Lincolnshire ATC 58, Common Road

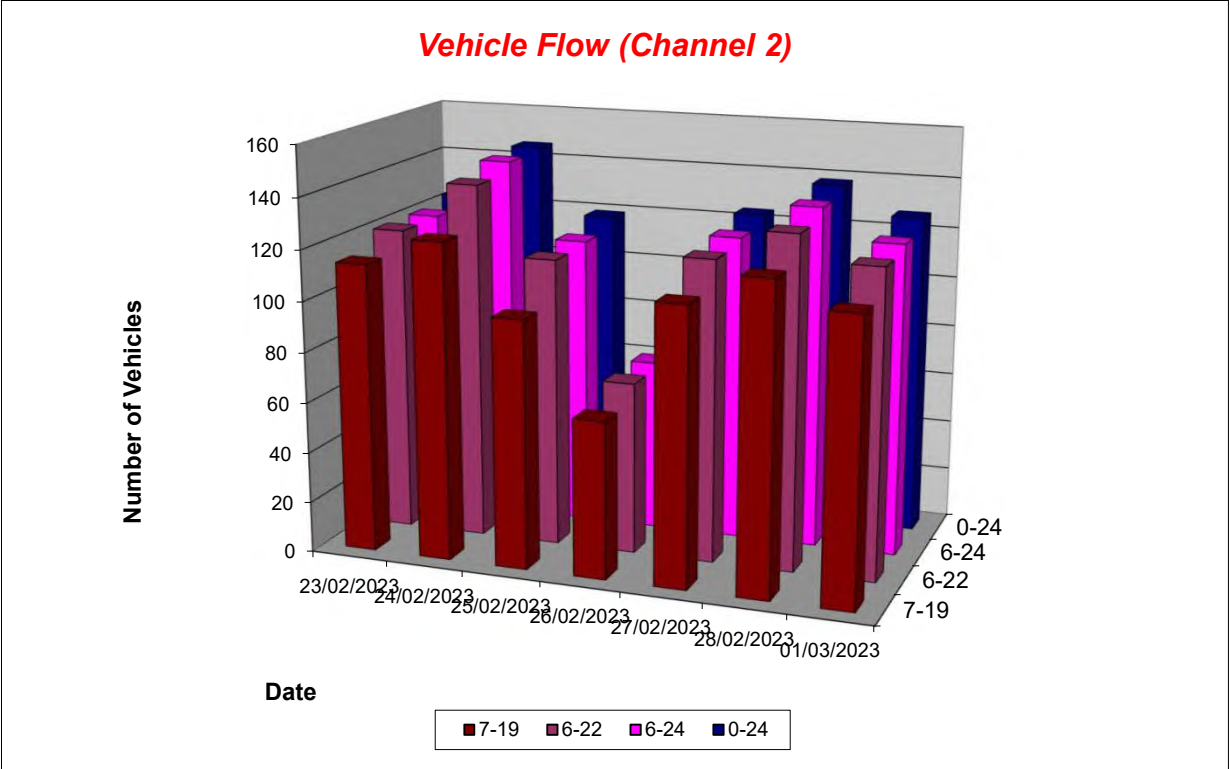
Produced by Road Data Services Ltd.

Channel 2 - Southbound

Vehicle Flow

Week 1

Hr Ending	23/02/2023 Thursday	24/02/2023 Friday	25/02/2023 Saturday	26/02/2023 Sunday	27/02/2023 Monday	28/02/2023 Tuesday	01/03/2023 Wednesday	Weekday Average	Average
1	1	0	0	1	1	0	0	0	0
2	0	0	0	0	0	0	0	0	0
3	1	0	2	1	0	0	0	0	1
4	1	0	1	0	0	0	0	0	0
5	0	0	0	0	0	1	1	0	0
6	0	1	1	0	2	2	3	2	1
7	1	1	2	1	3	2	3	2	2
8	12	13	3	1	11	15	14	13	10
9	16	18	8	1	12	17	12	15	12
10	5	5	9	2	9	5	8	6	6
11	5	10	8	12	4	5	12	7	8
12	7	13	13	9	6	9	10	9	10
13	10	4	8	4	10	11	7	8	8
14	13	8	13	4	14	8	2	9	9
15	6	16	5	9	9	13	9	11	10
16	10	10	6	5	12	11	12	11	9
17	13	16	6	8	11	12	13	13	11
18	9	7	10	4	7	10	9	8	8
19	8	5	9	3	4	5	3	5	5
20	5	9	6	2	3	8	4	6	5
21	1	3	6	3	4	0	1	2	3
22	0	3	2	0	0	0	2	1	1
23	0	3	1	0	1	3	1	2	1
24	0	1	0	0	1	1	1	1	1
7-19	114	125	98	62	109	121	111	116	106
6-22	121	141	114	68	119	131	121	127	116
6-24	121	145	115	68	121	135	123	129	118
0-24	124	146	119	70	124	138	127	132	121



Lincolnshire ATC 58, Common Road

Produced by Road Data Services Ltd.

Channel 2 - Southbound

Average Speed

Week 1

Hr Ending	23/02/2023 Thursday	24/02/2023 Friday	25/02/2023 Saturday	26/02/2023 Sunday	27/02/2023 Monday	28/02/2023 Tuesday	01/03/2023 Wednesday
1	23.4	-	-	18.9	21.8	-	-
2	-	-	-	-	-	-	-
3	16.7	-	18.5	22.5	-	-	-
4	26.5	-	18.8	-	-	-	-
5	-	-	-	-	-	18.9	15.3
6	-	21.9	15.6	-	20.5	19.8	16.9
7	23.4	11.2	27.8	21.4	20.8	16.9	15.0
8	20.8	20.9	14.1	23.6	19.4	20.2	22.1
9	20.1	19.9	20.1	12.4	20.9	21.1	19.5
10	22.8	18.3	17.8	23.6	19.1	16.6	20.4
11	22.8	19.8	16.8	21.4	19.5	20.6	19.1
12	18.6	18.7	18.0	20.4	22.3	21.2	17.3
13	18.7	18.9	19.5	24.2	19.9	17.0	17.6
14	21.8	21.2	22.6	18.5	17.9	17.1	17.8
15	19.6	20.0	20.6	21.0	18.3	20.4	17.5
16	20.3	21.0	18.7	18.5	20.0	21.6	20.9
17	19.1	21.4	20.4	18.7	21.2	19.0	22.6
18	20.9	19.5	18.4	19.2	21.3	19.4	22.3
19	21.5	17.9	21.2	21.2	23.9	22.8	21.2
20	18.2	19.8	22.2	20.7	19.6	19.8	22.6
21	21.1	18.9	21.8	20.0	20.5	-	17.2
22	-	18.9	17.4	-	-	-	11.9
23	-	17.9	27.5	-	18.9	21.9	21.3
24	-	10.1	-	-	20.4	21.1	15.9

10-12	20.3	19.2	17.6	21.0	21.2	21.0	18.3
14-16	20.0	20.4	19.5	20.1	19.3	21.0	19.4
0-24	20.4	19.8	19.7	20.4	20.0	19.9	19.8

Average (ALL)	20.0
Weekday Inter-Peak	19.9

Channel 2 - Southbound

85th Percentile

Hr Ending	23/02/2023 Thursday	24/02/2023 Friday	25/02/2023 Saturday	26/02/2023 Sunday	27/02/2023 Monday	28/02/2023 Tuesday	01/03/2023 Wednesday
1	-	-	-	-	-	-	-
2	-	-	-	-	-	-	-
3	-	-	21.6	-	-	-	-
4	-	-	-	-	-	-	-
5	-	-	-	-	-	-	-
6	-	-	-	-	21.6	22.3	23.9
7	-	-	31.8	-	26.2	18.4	21.5
8	25.7	25.7	17.2	-	25.0	24.1	26.9
9	24.0	25.1	25.4	-	24.2	24.3	24.5
10	26.1	22.2	21.5	24.3	24.1	21.8	26.7
11	24.6	21.8	20.7	27.5	22.3	22.6	22.7
12	21.7	23.4	22.7	24.6	26.9	24.8	22.3
13	23.2	23.9	23.4	25.2	24.3	20.4	19.4
14	26.9	24.7	25.8	23.9	23.2	22.5	21.4
15	22.9	25.3	24.7	24.0	23.3	26.5	22.2
16	25.6	24.1	21.6	21.7	23.7	25.0	25.3
17	24.1	26.0	23.8	22.1	25.3	23.1	27.0
18	25.4	25.2	22.1	22.0	25.3	25.4	25.9
19	25.1	19.9	26.5	26.7	28.4	24.5	25.6
20	21.5	23.8	26.5	21.0	22.3	22.5	24.4
21	-	20.2	26.8	23.6	23.9	-	-
22	-	20.5	17.6	-	-	-	12.3
23	-	19.5	-	-	-	24.2	-
24	-	-	-	-	-	-	-

10-12	23.7	23.0	22.0	26.4	25.4	24.1	22.7
14-16	24.6	25.0	23.1	23.4	23.7	26.1	24.2
0-24	24.9	24.4	24.4	24.8	24.6	24.3	24.9

85th %ile (ALL)	24.6
Weekday Inter-Peak	24.4

Lincolnshire ATC 58, Common Road

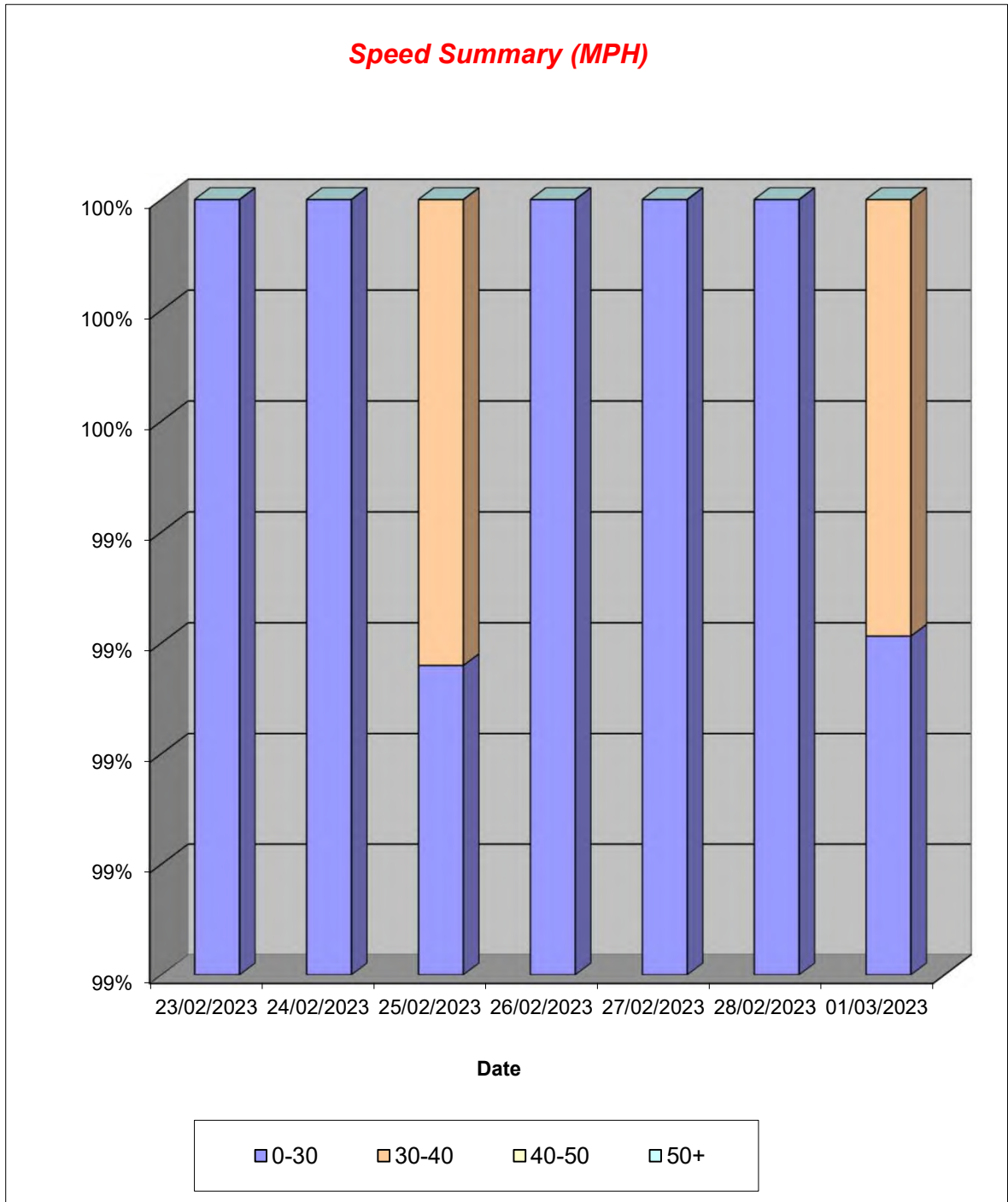
Produced by Road Data Services Ltd.

Channel 2 - Southbound

Speed Summary

Week 1

Speed (MPH)	23/02/2023 Thursday	24/02/2023 Friday	25/02/2023 Saturday	26/02/2023 Sunday	27/02/2023 Monday	28/02/2023 Tuesday	01/03/2023 Wednesday
0-30	124	146	118	70	124	138	126
30-40	0	0	1	0	0	0	1
40-50	0	0	0	0	0	0	0
50+	0	0	0	0	0	0	0
TOTAL	124	146	119	70	124	138	127



Lincolnshire ATC 58, Common Road

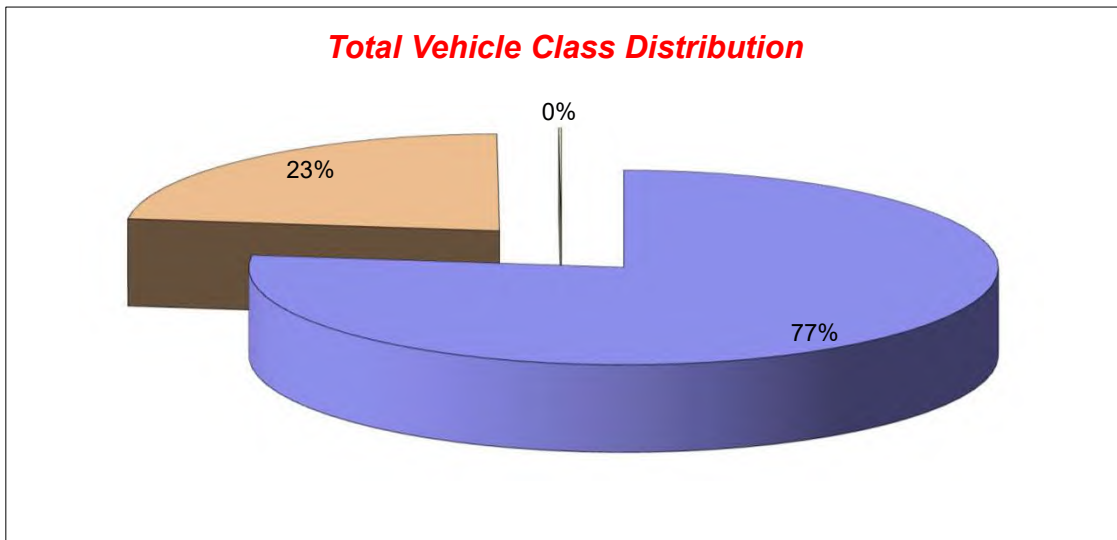
Produced by Road Data Services Ltd.

Channel 2 - Southbound

Vehicle Class

Week 1

Classes Day / Time	Car / LGV / Caravan - 1	OGV1 / Bus - 2,3,5,6,7,12	OGV2 - 4,8,9,10,11,13	TOTAL - 1-13
23/02/2023				
7-19	80	34	0	114
6-22	86	35	0	121
6-24	86	35	0	121
0-24	89	35	0	124
24/02/2023				
7-19	100	25	0	125
6-22	113	28	0	141
6-24	117	28	0	145
0-24	118	28	0	146
25/02/2023				
7-19	81	17	0	98
6-22	92	22	0	114
6-24	93	22	0	115
0-24	97	22	0	119
26/02/2023				
7-19	48	14	0	62
6-22	53	15	0	68
6-24	53	15	0	68
0-24	55	15	0	70
27/02/2023				
7-19	85	23	1	109
6-22	92	26	1	119
6-24	92	28	1	121
0-24	95	28	1	124
28/02/2023				
7-19	90	31	0	121
6-22	96	35	0	131
6-24	100	35	0	135
0-24	103	35	0	138
01/03/2023				
7-19	83	28	0	111
6-22	90	31	0	121
6-24	92	31	0	123
0-24	96	31	0	127
Average				
7-19	81	25	0	106
6-22	89	27	0	116
6-24	90	28	0	118
0-24	93	28	0	121



Lincolnshire ATC 59, Broadgate

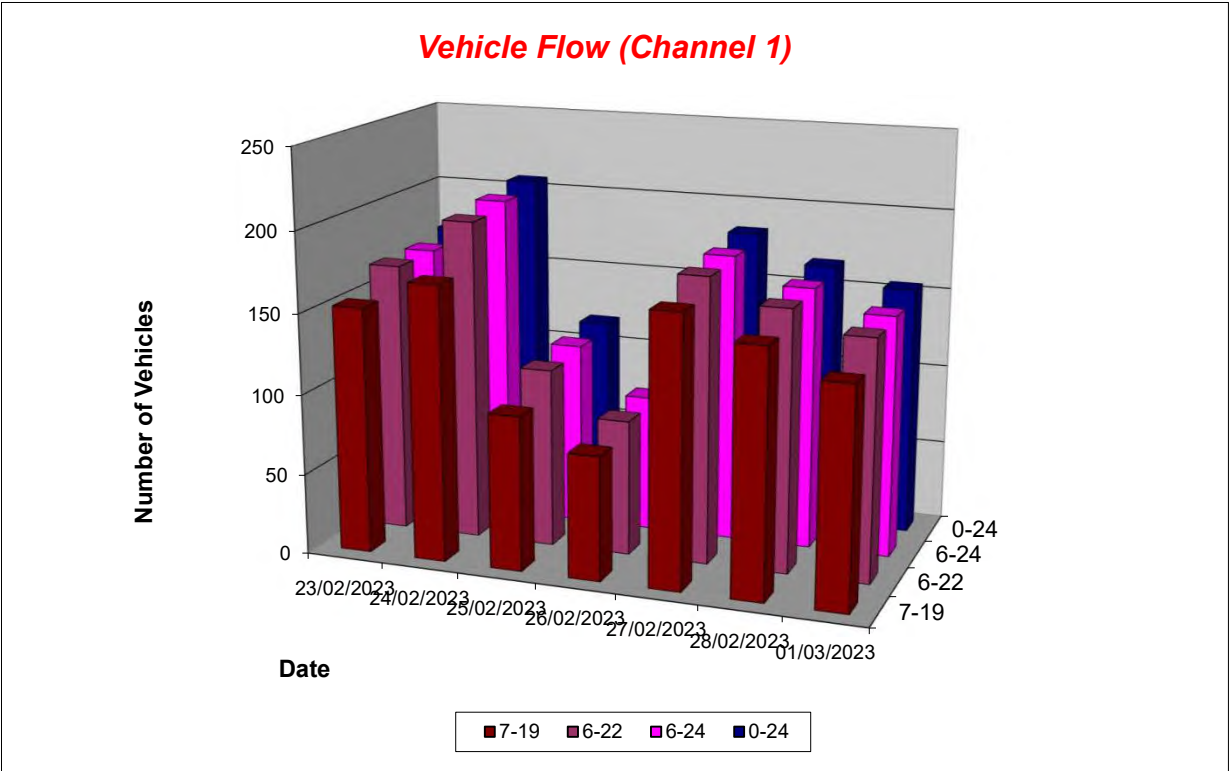
Produced by Road Data Services Ltd.

Channel 1 - Northbound

Vehicle Flow

Week 1

Hr Ending	23/02/2023 Thursday	24/02/2023 Friday	25/02/2023 Saturday	26/02/2023 Sunday	27/02/2023 Monday	28/02/2023 Tuesday	01/03/2023 Wednesday	Weekday Average	Average
1	1	0	1	0	0	0	2	1	1
2	0	0	0	0	0	0	0	0	0
3	0	0	0	0	0	1	0	0	0
4	0	0	0	1	0	0	0	0	0
5	0	0	0	0	1	0	0	0	0
6	4	4	2	1	3	2	3	3	3
7	3	8	0	0	5	2	2	4	3
8	7	8	5	1	8	6	4	7	6
9	14	12	1	2	16	10	15	13	10
10	15	13	11	2	16	12	12	14	12
11	16	16	4	6	9	9	4	11	9
12	10	10	10	4	19	14	8	12	11
13	5	19	18	13	23	17	16	16	16
14	17	20	9	7	11	13	11	14	13
15	7	12	8	6	13	15	10	11	10
16	20	18	5	11	12	16	19	17	14
17	17	23	13	11	20	19	19	20	17
18	15	14	8	8	14	12	10	13	12
19	10	6	4	6	6	9	7	8	7
20	3	10	7	5	1	4	1	4	4
21	7	7	6	1	2	1	3	4	4
22	2	3	2	1	2	3	8	4	3
23	0	4	1	1	2	1	1	2	1
24	0	0	2	0	0	0	0	0	0
7-19	153	171	96	77	167	152	135	156	136
6-22	168	199	111	84	177	162	149	171	150
6-24	168	203	114	85	179	163	150	173	152
0-24	173	207	117	87	183	166	155	177	155



Lincolnshire ATC 59, Broadgate

Produced by Road Data Services Ltd.

Channel 1 - Northbound

Average Speed

Week 1

Hr Ending	23/02/2023 Thursday	24/02/2023 Friday	25/02/2023 Saturday	26/02/2023 Sunday	27/02/2023 Monday	28/02/2023 Tuesday	01/03/2023 Wednesday
1	26.1	-	34.3	-	-	-	23.3
2	-	-	-	-	-	-	-
3	-	-	-	-	-	27.1	-
4	-	-	-	29.6	-	-	-
5	-	-	-	-	20.8	-	-
6	27.4	29.9	21.2	29.6	30.8	32.8	34.7
7	23.3	28.1	-	-	26.4	26.5	21.9
8	26.2	29.4	25.3	18.6	26.4	29.6	28.9
9	28.2	24.3	29.8	21.0	29.8	26.3	27.5
10	26.3	26.3	25.0	23.7	27.4	26.4	27.0
11	25.3	24.9	23.5	24.2	30.4	27.0	25.8
12	27.3	28.2	28.3	26.0	32.4	26.8	26.3
13	27.5	28.8	25.7	26.9	27.3	26.7	29.4
14	28.3	25.7	29.6	27.6	29.3	25.1	27.9
15	25.8	26.6	27.2	27.0	25.6	26.0	29.1
16	27.3	25.6	28.4	30.1	26.0	27.1	26.5
17	28.5	24.6	28.9	28.4	27.9	26.2	28.1
18	29.0	29.9	29.6	28.3	28.2	31.1	29.5
19	27.9	27.3	27.3	22.6	28.6	27.0	28.6
20	25.0	26.4	28.0	25.7	36.4	22.1	29.0
21	31.2	25.5	30.5	34.4	30.5	28.5	27.9
22	31.7	28.4	32.1	37.7	34.9	31.5	23.8
23	-	24.2	22.9	23.7	35.7	28.5	21.5
24	-	-	28.8	-	-	-	-

10-12	26.0	26.2	26.9	24.9	31.7	26.9	26.2
14-16	26.9	26.0	27.7	29.0	25.8	26.6	27.4
0-24	27.5	26.6	27.5	27.0	28.5	27.0	27.7

Average (ALL)	27.4
Weekday Inter-Peak	27.0

Channel 1 - Northbound

85th Percentile

Hr Ending	23/02/2023 Thursday	24/02/2023 Friday	25/02/2023 Saturday	26/02/2023 Sunday	27/02/2023 Monday	28/02/2023 Tuesday	01/03/2023 Wednesday
1	-	-	-	-	-	-	26.2
2	-	-	-	-	-	-	-
3	-	-	-	-	-	-	-
4	-	-	-	-	-	-	-
5	-	-	-	-	-	-	-
6	32.3	33.9	25.6	-	37.5	38.6	41.2
7	26.8	32.8	-	-	30.6	31.2	25.4
8	32.2	31.9	30.2	-	32.5	34.1	33.4
9	31.1	27.8	-	25.5	33.7	29.4	32.7
10	31.9	30.1	32.1	24.8	30.7	30.7	33.0
11	29.2	30.5	27.0	26.4	34.9	33.1	31.0
12	31.3	32.4	31.6	29.9	38.9	30.4	32.2
13	30.0	31.9	29.0	30.4	32.6	31.9	33.8
14	32.6	30.0	33.1	30.2	33.3	31.3	32.9
15	28.9	33.1	29.2	33.8	33.0	31.3	32.2
16	33.0	30.8	30.7	34.2	30.3	30.6	32.5
17	32.9	27.7	33.2	34.0	34.7	31.3	31.0
18	33.5	34.1	33.3	33.4	31.4	34.9	33.1
19	30.5	29.5	30.2	27.3	31.2	30.4	34.7
20	28.6	31.6	30.2	27.9	-	27.0	-
21	37.8	31.4	34.5	-	32.7	-	28.7
22	35.1	29.1	36.8	-	38.9	33.7	31.0
23	-	26.8	-	-	41.8	-	-
24	-	-	29.6	-	-	-	-

10-12	30.1	31.6	31.0	28.0	37.7	31.6	31.9
14-16	32.1	31.8	29.9	34.5	31.9	31.1	32.8
0-24	32.3	31.3	32.1	32.1	34.2	32.0	33.1

85th %ile (ALL)	32.5
Weekday Inter-Peak	32.6

Lincolnshire ATC 59, Broadgate

Produced by Road Data Services Ltd.

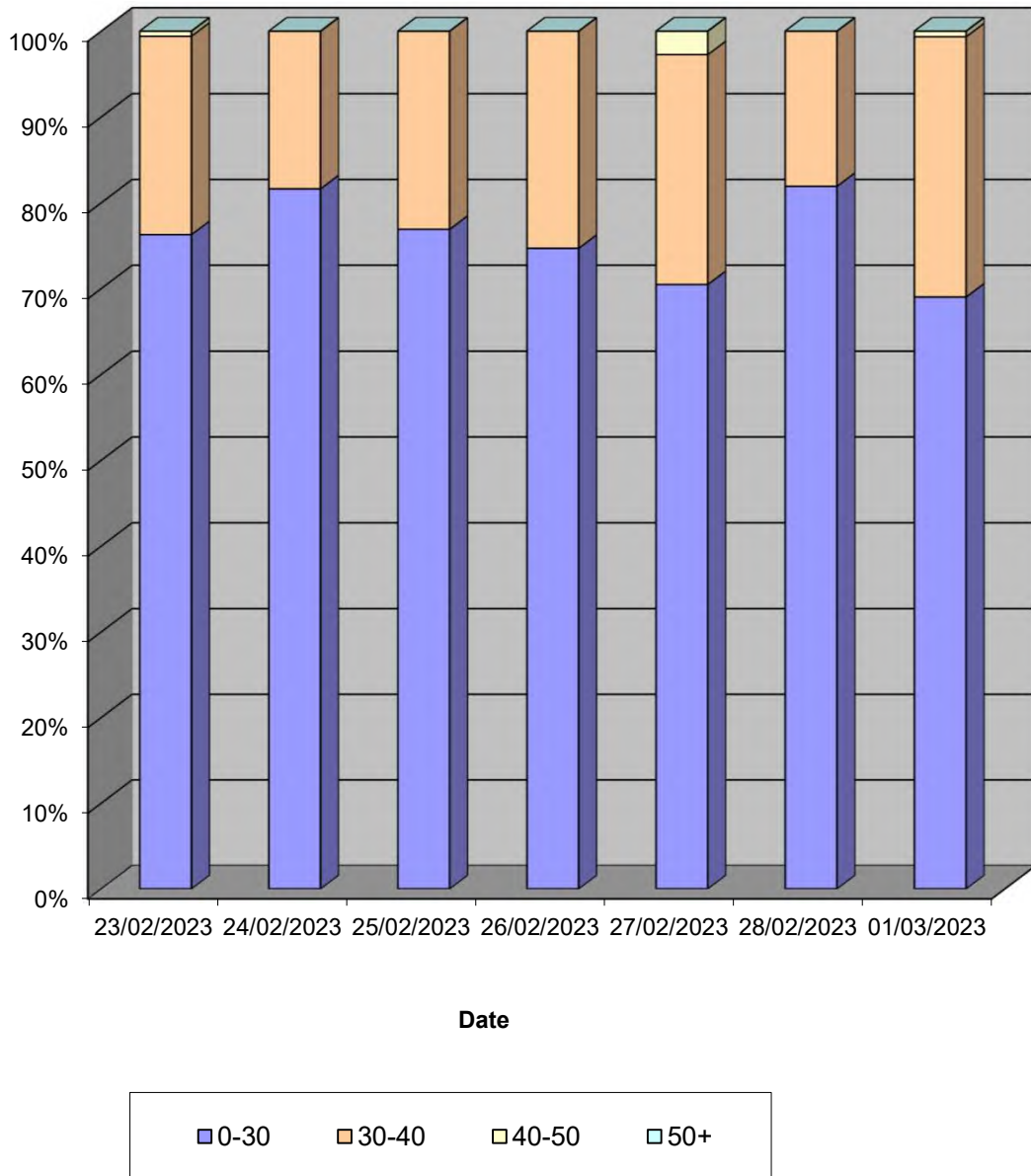
Channel 1 - Northbound

Speed Summary

Week 1

Speed (MPH)	23/02/2023 Thursday	24/02/2023 Friday	25/02/2023 Saturday	26/02/2023 Sunday	27/02/2023 Monday	28/02/2023 Tuesday	01/03/2023 Wednesday
0-30	132	169	90	65	129	136	107
30-40	40	38	27	22	49	30	47
40-50	1	0	0	0	5	0	1
50+	0	0	0	0	0	0	0
TOTAL	173	207	117	87	183	166	155

Speed Summary (MPH)



Lincolnshire ATC 59, Broadgate

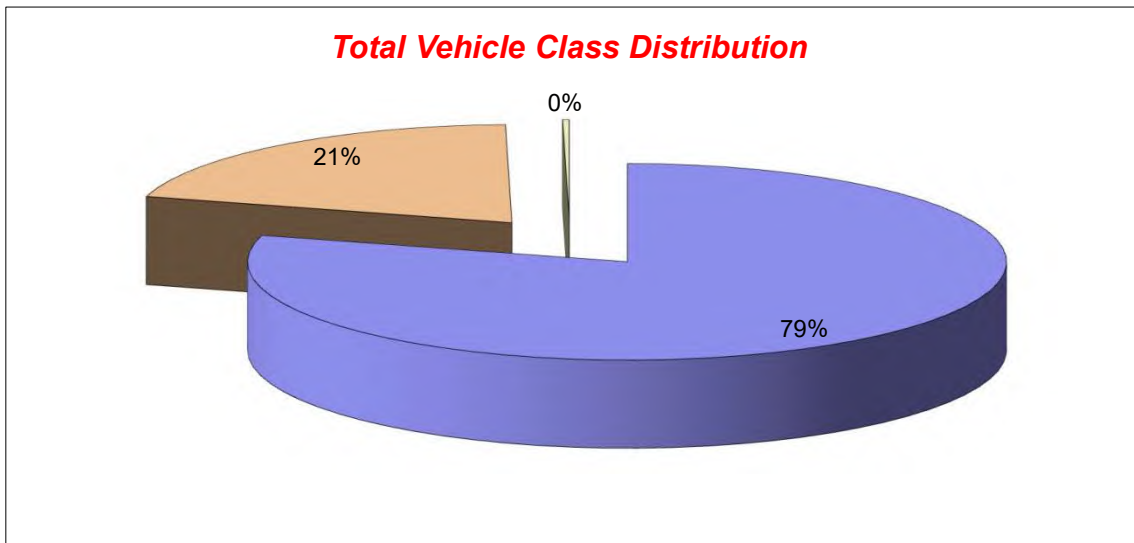
Produced by Road Data Services Ltd.

Channel 1 - Northbound

Vehicle Class

Week 1

Classes Day / Time	Car / LGV / Caravan - 1	OGV1 / Bus - 2,3,5,6,7,12	OGV2 - 4,8,9,10,11,13	TOTAL - 1-13
23/02/2023				
7-19	121	32	0	153
6-22	133	35	0	168
6-24	133	35	0	168
0-24	138	35	0	173
24/02/2023				
7-19	131	40	0	171
6-22	158	41	0	199
6-24	162	41	0	203
0-24	165	42	0	207
25/02/2023				
7-19	77	18	1	96
6-22	90	20	1	111
6-24	93	20	1	114
0-24	96	20	1	117
26/02/2023				
7-19	64	13	0	77
6-22	70	14	0	84
6-24	71	14	0	85
0-24	73	14	0	87
27/02/2023				
7-19	131	35	1	167
6-22	139	36	2	177
6-24	140	37	2	179
0-24	143	38	2	183
28/02/2023				
7-19	120	32	0	152
6-22	128	34	0	162
6-24	129	34	0	163
0-24	132	34	0	166
01/03/2023				
7-19	99	36	0	135
6-22	112	37	0	149
6-24	113	37	0	150
0-24	116	39	0	155
Average				
7-19	106	29	0	136
6-22	119	31	0	150
6-24	120	31	0	152
0-24	123	32	0	155



Lincolnshire ATC 59, Broadgate

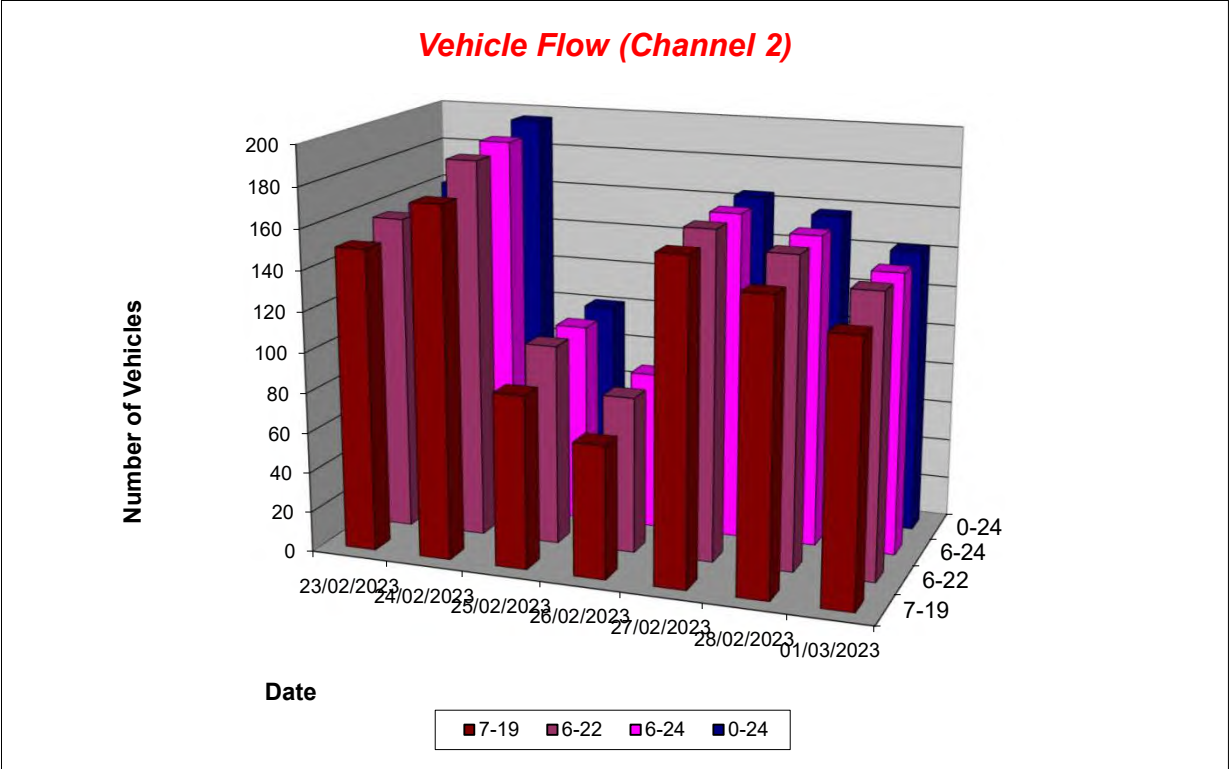
Produced by Road Data Services Ltd.

Channel 2 - Southbound

Vehicle Flow

Week 1

Hr Ending	23/02/2023 Thursday	24/02/2023 Friday	25/02/2023 Saturday	26/02/2023 Sunday	27/02/2023 Monday	28/02/2023 Tuesday	01/03/2023 Wednesday	Weekday Average	Average
1	0	0	0	1	0	0	0	0	0
2	1	0	0	0	0	0	0	0	0
3	0	1	0	1	1	0	1	1	1
4	0	1	1	0	0	0	0	0	0
5	1	1	0	0	0	1	0	1	0
6	2	2	0	0	0	1	1	1	1
7	1	2	2	3	1	3	3	2	2
8	13	15	7	2	17	13	16	15	12
9	23	20	10	5	17	14	13	17	15
10	9	21	12	7	18	12	15	15	13
11	11	17	4	4	19	18	16	16	13
12	19	16	10	8	17	13	13	16	14
13	11	10	6	11	8	15	11	11	10
14	8	20	12	4	7	7	8	10	9
15	18	14	7	5	20	15	8	15	12
16	19	10	7	2	11	16	9	13	11
17	8	16	1	9	10	8	13	11	9
18	5	9	5	4	8	5	5	6	6
19	6	6	5	5	7	8	2	6	6
20	2	8	4	4	3	4	5	4	4
21	4	3	6	2	0	1	3	2	3
22	0	1	2	3	0	2	0	1	1
23	0	2	0	1	0	1	0	1	1
24	0	1	0	0	0	0	0	0	0
7-19	150	174	86	66	159	144	129	151	130
6-22	157	188	100	78	163	154	140	160	140
6-24	157	191	100	79	163	155	140	161	141
0-24	161	196	101	81	164	157	142	164	143



Lincolnshire ATC 59, Broadgate

Produced by Road Data Services Ltd.

Channel 2 - Southbound

Average Speed

Week 1

Hr Ending	23/02/2023 Thursday	24/02/2023 Friday	25/02/2023 Saturday	26/02/2023 Sunday	27/02/2023 Monday	28/02/2023 Tuesday	01/03/2023 Wednesday
1	-	-	-	25.6	-	-	-
2	32.2	-	-	-	-	-	-
3	-	29.9	-	27.5	32.8	-	25.7
4	-	22.1	21.8	-	-	-	-
5	28.4	26.3	-	-	-	24.4	-
6	29.9	28.0	-	-	-	25.8	29.2
7	28.7	27.2	26.7	30.2	34.2	29.9	27.8
8	27.1	25.1	28.0	29.1	26.1	27.2	25.6
9	26.1	25.7	24.2	24.0	23.0	27.5	28.7
10	22.6	24.8	24.4	22.6	22.0	24.9	28.4
11	21.2	26.0	29.5	30.1	26.3	24.7	23.9
12	24.2	23.6	24.3	26.7	25.1	25.1	26.1
13	23.7	23.3	23.8	24.8	30.6	22.4	26.8
14	26.1	26.1	27.9	25.1	26.2	27.0	27.0
15	25.6	21.8	26.6	22.6	25.5	26.3	25.1
16	27.6	27.5	28.5	31.3	26.0	24.8	24.5
17	27.1	27.3	25.3	29.6	25.8	27.4	28.3
18	25.8	24.8	27.8	31.7	26.5	29.3	24.8
19	26.8	25.3	27.1	25.6	28.7	27.4	26.2
20	29.5	27.2	30.0	30.8	30.4	31.9	24.0
21	28.9	24.0	26.1	30.0	-	19.6	29.5
22	-	25.3	26.7	25.6	-	37.8	-
23	-	27.5	-	31.8	-	34.1	-
24	-	34.2	-	-	-	-	-

10-12	23.1	24.8	25.8	27.8	25.8	24.9	24.9
14-16	26.6	24.2	27.5	25.1	25.7	25.5	24.8
0-24	25.7	25.3	26.3	26.9	25.7	26.2	26.4

Average (ALL)	26.0
Weekday Inter-Peak	25.1

Channel 2 - Southbound

85th Percentile

Hr Ending	23/02/2023 Thursday	24/02/2023 Friday	25/02/2023 Saturday	26/02/2023 Sunday	27/02/2023 Monday	28/02/2023 Tuesday	01/03/2023 Wednesday
1	-	-	-	-	-	-	-
2	-	-	-	-	-	-	-
3	-	-	-	-	-	-	-
4	-	-	-	-	-	-	-
5	-	-	-	-	-	-	-
6	30.8	28.5	-	-	-	-	-
7	-	31.4	27.1	33.1	-	30.9	29.4
8	32.5	30.5	35.4	32.6	30.3	29.8	30.7
9	31.9	33.2	29.4	28.9	30.8	34.1	33.9
10	25.2	31.3	28.2	26.8	27.4	29.4	35.2
11	26.5	31.4	31.8	34.7	30.7	29.8	29.9
12	29.1	25.7	29.0	30.2	30.7	30.0	31.2
13	30.4	29.5	27.6	28.9	34.6	28.4	32.3
14	30.5	29.9	33.5	34.0	29.9	32.9	32.4
15	29.3	27.4	31.6	25.4	31.7	33.3	29.0
16	32.1	33.2	31.4	34.7	29.1	31.0	27.4
17	31.9	30.9	-	33.6	29.8	31.9	33.7
18	33.1	28.1	31.8	33.9	32.3	32.3	29.8
19	30.4	31.1	30.9	28.8	32.1	33.2	29.7
20	32.3	32.1	32.3	37.3	31.8	34.9	29.1
21	32.2	28.0	29.0	32.6	-	-	31.6
22	-	-	29.4	25.9	-	41.5	-
23	-	29.1	-	-	-	-	-
24	-	-	-	-	-	-	-

10-12	28.4	29.1	30.6	32.0	30.8	29.9	30.6
14-16	30.9	30.8	31.7	30.1	31.0	32.1	28.2
0-24	31.0	30.8	31.2	32.1	31.4	32.1	31.9

85th %ile (ALL)	31.5
Weekday Inter-Peak	30.4

Lincolnshire ATC 59, Broadgate

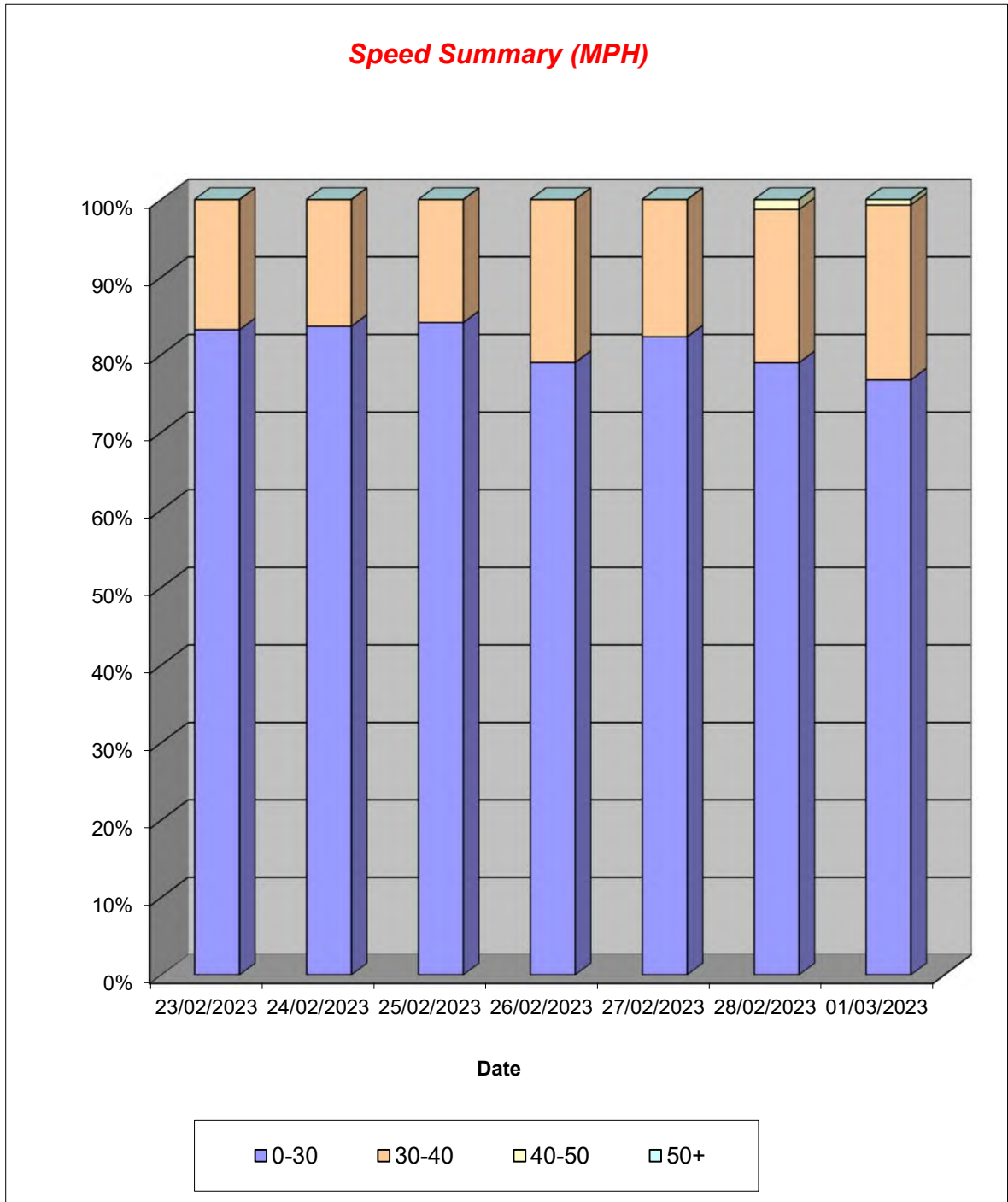
Produced by Road Data Services Ltd.

Channel 2 - Southbound

Speed Summary

Week 1

Speed (MPH)	23/02/2023 Thursday	24/02/2023 Friday	25/02/2023 Saturday	26/02/2023 Sunday	27/02/2023 Monday	28/02/2023 Tuesday	01/03/2023 Wednesday
0-30	134	164	85	64	135	124	109
30-40	27	32	16	17	29	31	32
40-50	0	0	0	0	0	2	1
50+	0	0	0	0	0	0	0
TOTAL	161	196	101	81	164	157	142



Lincolnshire ATC 59, Broadgate

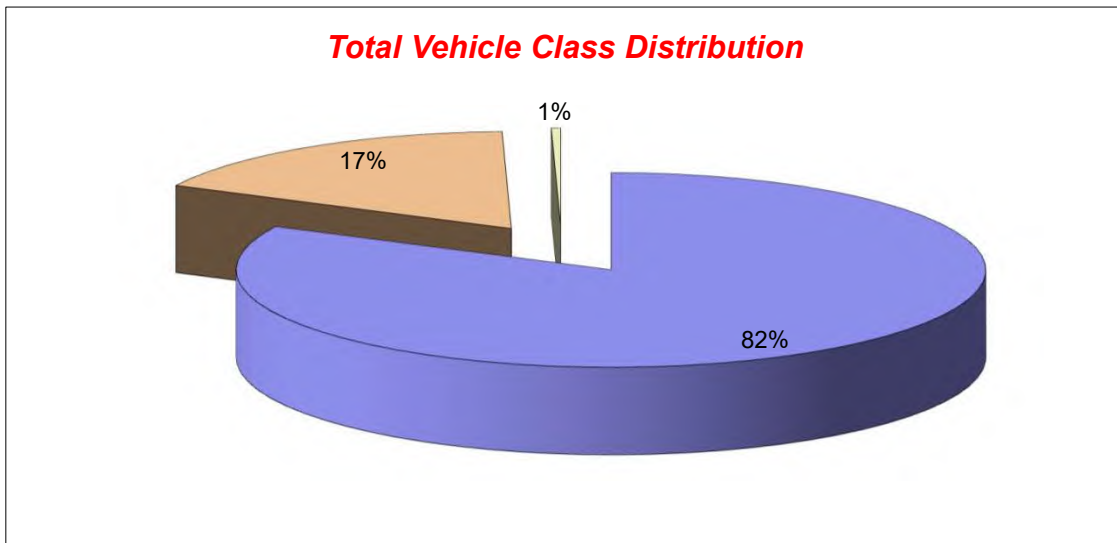
Produced by Road Data Services Ltd.

Channel 2 - Southbound

Vehicle Class

Week 1

Classes Day / Time	Car / LGV / Caravan - 1	OGV1 / Bus - 2,3,5,6,7,12	OGV2 - 4,8,9,10,11,13	TOTAL - 1-13
23/02/2023				
7-19	129	20	1	150
6-22	135	21	1	157
6-24	135	21	1	157
0-24	139	21	1	161
24/02/2023				
7-19	144	28	2	174
6-22	157	29	2	188
6-24	160	29	2	191
0-24	165	29	2	196
25/02/2023				
7-19	76	10	0	86
6-22	90	10	0	100
6-24	90	10	0	100
0-24	91	10	0	101
26/02/2023				
7-19	61	5	0	66
6-22	72	6	0	78
6-24	73	6	0	79
0-24	75	6	0	81
27/02/2023				
7-19	121	37	1	159
6-22	124	38	1	163
6-24	124	38	1	163
0-24	125	38	1	164
28/02/2023				
7-19	111	33	0	144
6-22	121	33	0	154
6-24	122	33	0	155
0-24	124	33	0	157
01/03/2023				
7-19	95	34	0	129
6-22	104	36	0	140
6-24	104	36	0	140
0-24	106	36	0	142
Average				
7-19	105	24	1	130
6-22	115	25	1	140
6-24	115	25	1	141
0-24	118	25	1	143



Lincolnshire ATC 61

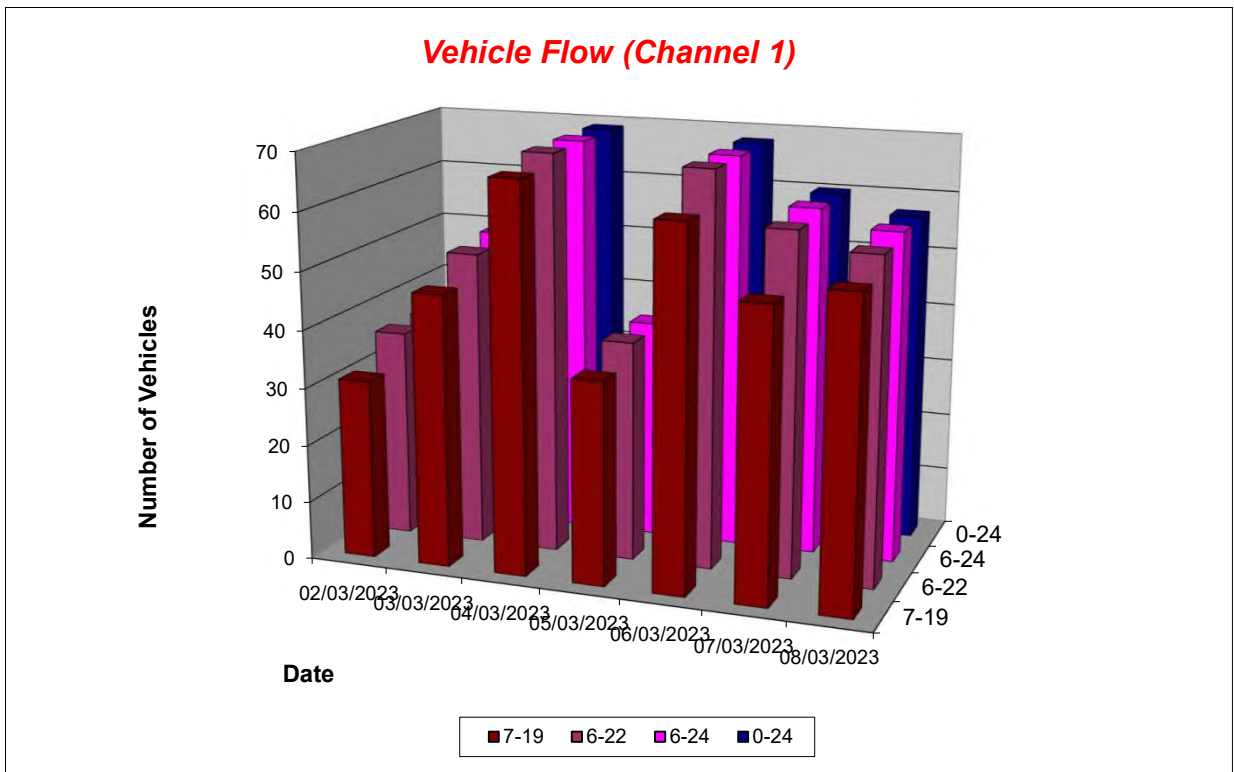
Produced by Road Data Services Ltd.

Channel 1 - Westbound

Vehicle Flow

Week 1

Hr Ending	02/03/2023 Thursday	03/03/2023 Friday	04/03/2023 Saturday	05/03/2023 Sunday	06/03/2023 Monday	07/03/2023 Tuesday	08/03/2023 Wednesday	Weekday Average	Average
1	0	0	0	0	0	0	0	0	0
2	0	0	0	0	0	0	0	0	0
3	0	0	0	0	0	0	0	0	0
4	0	0	0	0	0	0	0	0	0
5	0	0	0	0	0	0	0	0	0
6	0	0	0	1	0	0	0	0	0
7	3	2	1	1	4	4	2	3	2
8	3	2	2	2	8	4	1	4	3
9	1	2	9	3	4	8	12	5	6
10	2	4	4	4	5	4	2	3	4
11	2	2	9	1	3	1	4	2	3
12	1	5	8	8	5	4	1	3	5
13	3	4	10	2	5	4	6	4	5
14	7	3	4	3	4	5	7	5	5
15	4	6	2	2	5	6	8	6	5
16	3	2	5	5	14	5	6	6	6
17	3	9	5	2	2	3	3	4	4
18	1	7	4	1	6	3	1	4	3
19	1	1	5	2	1	3	2	2	2
20	0	2	1	0	0	1	1	1	1
21	2	0	0	1	2	3	0	1	1
22	0	0	0	1	0	1	0	0	0
23	0	1	0	0	0	0	0	0	0
24	0	0	0	0	0	1	1	0	0
7-19	31	47	67	35	62	50	53	49	49
6-22	36	51	69	38	68	59	56	54	54
6-24	36	52	69	38	68	60	57	55	54
0-24	36	52	69	39	68	60	57	55	54



Lincolnshire ATC 61

Produced by Road Data Services Ltd.

Channel 1 - Westbound

Average Speed

Week 1

Hr Ending	02/03/2023 Thursday	03/03/2023 Friday	04/03/2023 Saturday	05/03/2023 Sunday	06/03/2023 Monday	07/03/2023 Tuesday	08/03/2023 Wednesday
1	-	-	-	-	-	-	-
2	-	-	-	-	-	-	-
3	-	-	-	-	-	-	-
4	-	-	-	-	-	-	-
5	-	-	-	-	-	-	-
6	-	-	-	34.0	-	-	-
7	29.9	27.6	27.1	48.1	27.0	29.8	26.7
8	40.5	39.8	28.3	39.5	37.5	36.1	31.8
9	50.0	36.6	38.1	38.3	38.2	36.4	35.7
10	38.1	30.9	35.6	37.2	36.7	26.2	30.7
11	29.0	33.9	36.2	36.2	32.6	33.6	41.6
12	27.7	33.6	33.2	30.9	32.9	35.3	27.9
13	41.2	29.5	34.5	23.5	28.4	36.0	31.8
14	30.6	35.1	40.6	36.2	34.3	25.2	31.0
15	36.4	33.5	30.6	33.4	37.3	31.6	39.3
16	34.5	22.3	25.9	36.9	30.3	36.2	30.4
17	29.5	36.2	40.6	43.2	33.8	36.8	41.6
18	43.4	41.5	35.8	41.6	25.6	22.6	18.1
19	33.4	35.2	39.3	34.0	41.3	33.4	29.0
20	-	44.8	44.2	-	-	35.1	33.5
21	30.6	-	-	35.5	28.5	34.6	-
22	-	-	-	43.9	-	41.0	-
23	-	39.3	-	-	-	-	-
24	-	-	-	-	-	32.6	64.7

10-12	28.6	33.7	34.8	31.5	32.8	35.0	38.8
14-16	35.6	30.7	27.3	35.9	32.2	33.7	35.5
0-24	34.3	34.9	35.4	35.6	32.6	32.8	34.6

Average (ALL)	34.2
Weekday Inter-Peak	33.6

Channel 1 - Westbound

85th Percentile

Hr Ending	02/03/2023 Thursday	03/03/2023 Friday	04/03/2023 Saturday	05/03/2023 Sunday	06/03/2023 Monday	07/03/2023 Tuesday	08/03/2023 Wednesday
1	-	-	-	-	-	-	-
2	-	-	-	-	-	-	-
3	-	-	-	-	-	-	-
4	-	-	-	-	-	-	-
5	-	-	-	-	-	-	-
6	-	-	-	-	-	-	-
7	41.0	30.2	-	-	36.0	32.4	33.2
8	43.8	41.4	35.8	41.1	40.5	40.9	-
9	-	39.9	48.1	46.5	44.0	43.1	43.3
10	39.8	40.5	43.0	44.0	41.1	35.5	33.0
11	30.6	42.8	42.0	-	44.5	-	45.3
12	-	39.3	40.3	38.5	40.8	45.1	-
13	47.1	38.3	41.3	32.8	36.6	43.6	37.2
14	38.6	45.3	50.6	40.1	41.6	30.3	39.8
15	39.4	38.6	34.2	41.8	45.7	37.0	45.7
16	40.6	23.8	35.5	43.1	36.9	43.4	43.8
17	43.5	39.7	44.8	49.2	45.5	42.6	46.1
18	-	47.8	43.1	-	32.1	31.6	-
19	-	-	42.4	40.3	-	42.6	42.4
20	-	49.5	-	-	-	-	-
21	35.3	-	-	-	31.1	38.3	-
22	-	-	-	-	-	-	-
23	-	-	-	-	-	-	-
24	-	-	-	-	-	-	-

10-12	30.1	40.5	41.4	38.9	42.4	43.8	45.3
14-16	40.3	37.5	35.9	43.0	40.0	40.4	46.5
0-24	43.1	42.8	43.8	43.7	40.9	40.9	44.7

85th %ile (ALL)	42.9
Weekday Inter-Peak	41.9

Lincolnshire ATC 61

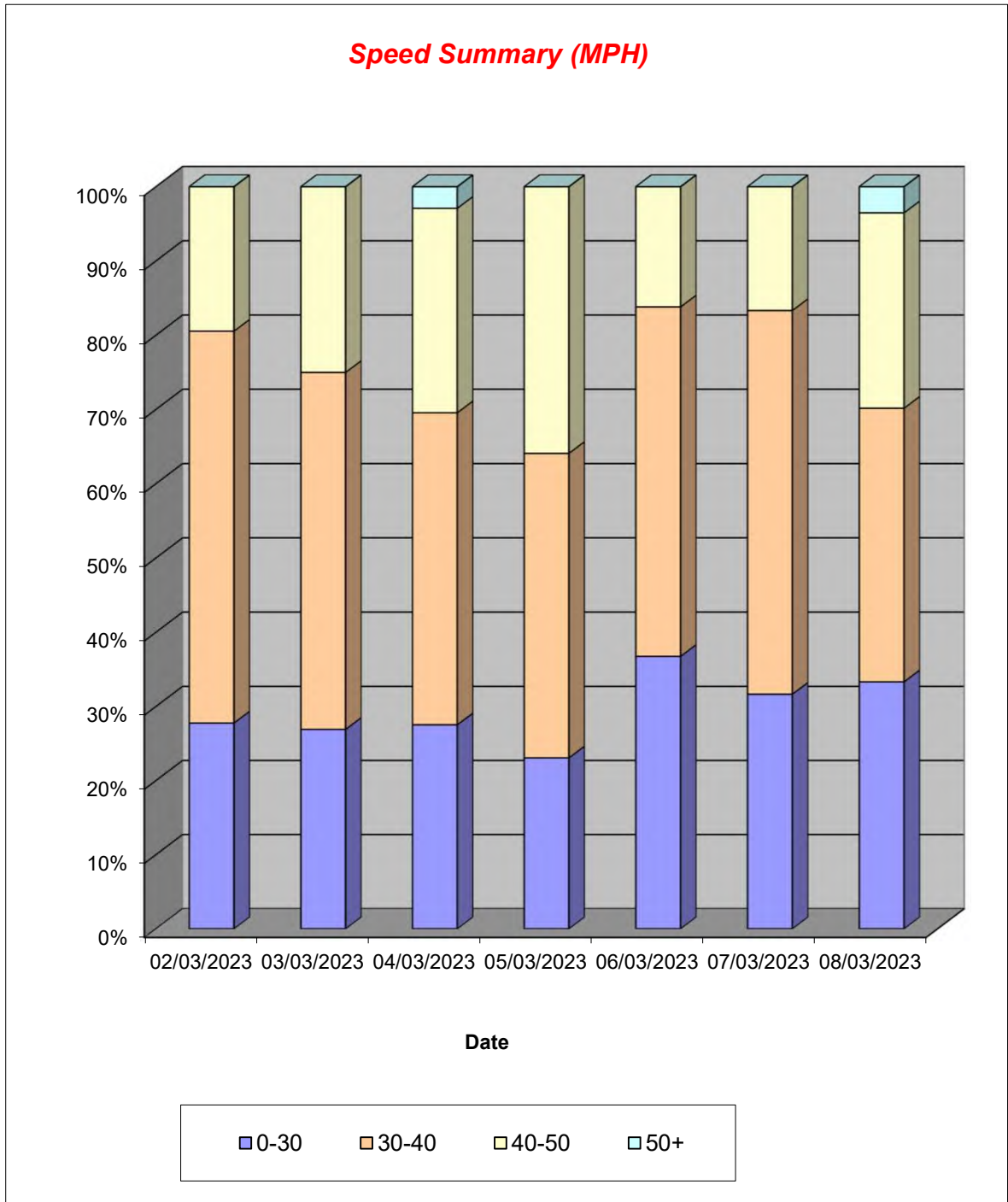
Produced by Road Data Services Ltd.

Channel 1 - Westbound

Speed Summary

Week 1

Speed (MPH)	02/03/2023 Thursday	03/03/2023 Friday	04/03/2023 Saturday	05/03/2023 Sunday	06/03/2023 Monday	07/03/2023 Tuesday	08/03/2023 Wednesday
0-30	10	14	19	9	25	19	19
30-40	19	25	29	16	32	31	21
40-50	7	13	19	14	11	10	15
50+	0	0	2	0	0	0	2
TOTAL	36	52	69	39	68	60	57



Lincolnshire ATC 61

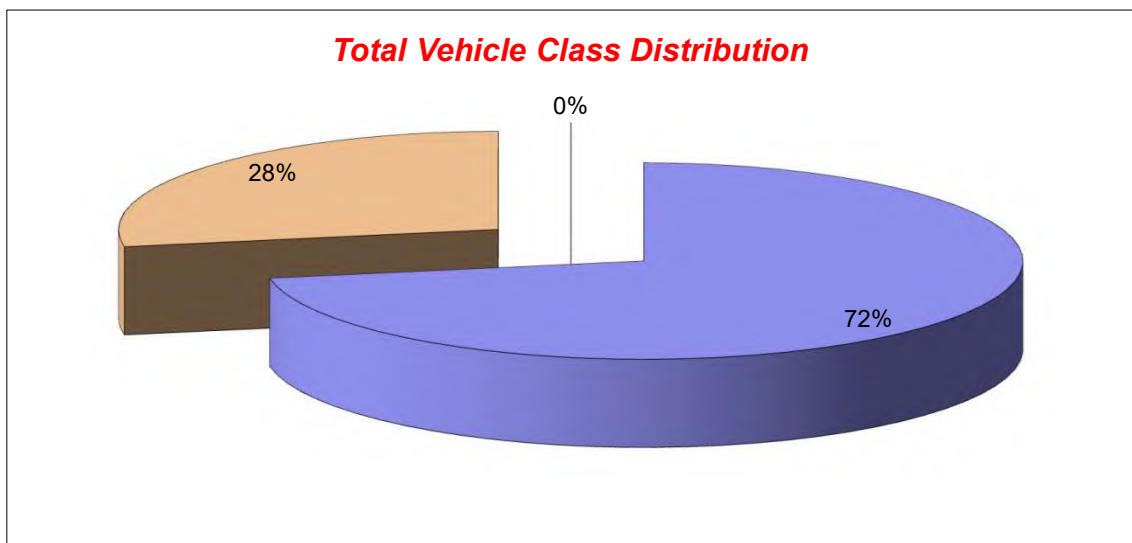
Produced by Road Data Services Ltd.

Channel 1 - Westbound

Vehicle Class

Week 1

Classes Day / Time	Car / LGV / Caravan - 1	OGV1 / Bus - 2,3,5,6,7,12	OGV2 - 4,8,9,10,11,13	TOTAL - 1-13
02/03/2023				
7-19	23	8	0	31
6-22	28	8	0	36
6-24	28	8	0	36
0-24	28	8	0	36
03/03/2023				
7-19	29	18	0	47
6-22	33	18	0	51
6-24	33	19	0	52
0-24	33	19	0	52
04/03/2023				
7-19	54	13	0	67
6-22	56	13	0	69
6-24	56	13	0	69
0-24	56	13	0	69
05/03/2023				
7-19	30	5	0	35
6-22	33	5	0	38
6-24	33	5	0	38
0-24	34	5	0	39
06/03/2023				
7-19	34	28	0	62
6-22	40	28	0	68
6-24	40	28	0	68
0-24	40	28	0	68
07/03/2023				
7-19	34	16	0	50
6-22	42	17	0	59
6-24	42	18	0	60
0-24	42	18	0	60
08/03/2023				
7-19	38	15	0	53
6-22	41	15	0	56
6-24	42	15	0	57
0-24	42	15	0	57
Average				
7-19	35	15	0	49
6-22	39	15	0	54
6-24	39	15	0	54
0-24	39	15	0	54



Lincolnshire ATC 61

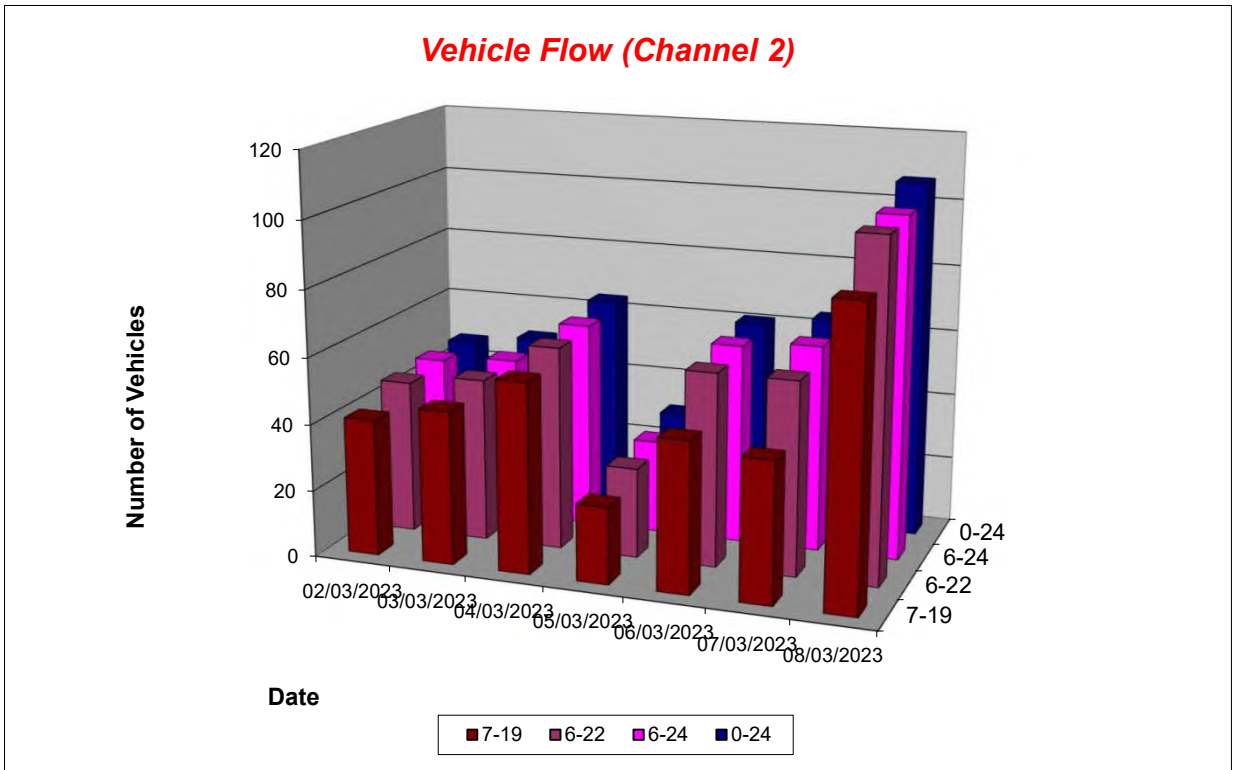
Produced by Road Data Services Ltd.

Channel 2 - Eastbound

Vehicle Flow

Week 1

Hr Ending	02/03/2023 Thursday	03/03/2023 Friday	04/03/2023 Saturday	05/03/2023 Sunday	06/03/2023 Monday	07/03/2023 Tuesday	08/03/2023 Wednesday	Weekday Average	Average
1	0	0	0	0	0	0	1	0	0
2	0	0	0	0	0	0	0	0	0
3	0	0	0	0	0	0	0	0	0
4	0	0	0	1	0	0	0	0	0
5	0	0	0	0	0	0	0	0	0
6	0	1	2	1	1	2	4	2	2
7	1	2	4	1	1	1	2	1	2
8	0	2	2	0	2	4	1	2	2
9	4	4	4	1	2	3	4	3	3
10	4	2	2	2	3	2	4	3	3
11	3	3	9	0	2	2	4	3	3
12	2	5	14	2	3	1	8	4	5
13	5	1	6	2	4	1	13	5	5
14	7	6	3	6	2	7	19	8	7
15	2	1	6	2	5	4	12	5	5
16	6	6	5	1	6	6	6	6	5
17	4	7	2	6	7	7	12	7	6
18	4	5	3	1	7	4	2	4	4
19	0	4	1	0	2	1	3	2	2
20	0	0	0	2	4	8	2	3	2
21	3	1	0	0	4	5	6	4	3
22	1	0	0	1	4	2	3	2	2
23	1	0	1	0	1	2	0	1	1
24	0	0	0	1	1	2	1	1	1
7-19	41	46	57	23	45	42	88	52	49
6-22	46	49	61	27	58	58	101	62	57
6-24	47	49	62	28	60	62	102	64	59
0-24	47	50	64	30	61	64	107	66	60



Lincolnshire ATC 61

Produced by Road Data Services Ltd.

Channel 2 - Eastbound

Average Speed

Week 1

Hr Ending	02/03/2023 Thursday	03/03/2023 Friday	04/03/2023 Saturday	05/03/2023 Sunday	06/03/2023 Monday	07/03/2023 Tuesday	08/03/2023 Wednesday
1	-	-	-	-	-	-	25.7
2	-	-	-	-	-	-	-
3	-	-	-	-	-	-	-
4	-	-	-	32.4	-	-	-
5	-	-	-	-	-	-	-
6	-	10.4	24.2	13.2	37.0	28.0	25.2
7	13.2	25.9	45.1	36.9	26.9	18.6	36.2
8	-	38.7	45.3	-	23.5	36.7	27.0
9	25.2	31.9	31.1	38.3	34.0	41.1	33.2
10	34.9	32.8	49.8	32.5	25.2	32.3	32.7
11	35.1	36.5	36.8	-	28.9	33.4	36.8
12	35.8	30.6	32.0	30.3	24.1	30.7	32.4
13	30.8	32.3	38.4	40.2	29.2	25.2	32.0
14	32.2	33.4	19.9	31.5	27.1	32.0	32.0
15	30.0	27.6	35.7	38.6	34.9	34.9	36.9
16	33.2	35.2	39.9	27.3	34.7	38.3	39.6
17	40.5	31.9	44.1	33.0	24.9	38.4	34.0
18	46.2	35.4	38.4	37.8	29.1	39.7	52.8
19	-	37.3	41.2	-	12.6	50.6	38.8
20	-	-	-	32.8	41.7	39.1	39.0
21	33.5	38.7	-	-	33.2	35.5	33.7
22	31.4	-	-	35.7	31.9	37.0	29.2
23	34.7	-	26.3	-	30.9	37.7	-
24	-	-	-	30.6	36.4	39.3	35.7

10-12	35.4	32.8	33.9	30.3	26.0	32.5	33.9
14-16	32.4	34.1	37.6	34.8	34.8	36.9	37.8
0-24	33.7	33.1	35.9	32.9	30.1	36.3	34.0

Average (ALL)	33.8
Weekday Inter-Peak	34.5

Channel 2 - Eastbound

85th Percentile

Hr Ending	02/03/2023 Thursday	03/03/2023 Friday	04/03/2023 Saturday	05/03/2023 Sunday	06/03/2023 Monday	07/03/2023 Tuesday	08/03/2023 Wednesday
1	-	-	-	-	-	-	-
2	-	-	-	-	-	-	-
3	-	-	-	-	-	-	-
4	-	-	-	-	-	-	-
5	-	-	-	-	-	-	-
6	-	-	31.9	-	-	38.2	37.0
7	-	27.9	46.6	-	-	-	36.5
8	-	42.6	54.9	-	39.5	44.1	-
9	39.1	46.3	36.3	-	42.6	42.5	42.3
10	37.8	34.7	58.2	33.6	36.1	34.6	44.4
11	36.3	43.0	44.3	-	35.1	34.6	45.6
12	37.7	36.1	41.5	32.8	26.4	-	42.8
13	37.3	-	44.3	42.4	30.6	-	39.4
14	39.4	39.0	20.4	36.7	31.6	35.8	41.9
15	33.6	-	46.4	43.1	42.6	37.4	42.0
16	39.0	40.4	41.6	-	41.0	44.9	43.8
17	44.7	40.2	45.2	40.3	31.0	45.1	43.8
18	52.3	45.9	46.9	-	37.6	43.0	59.8
19	-	39.3	-	-	12.9	-	49.4
20	-	-	-	40.5	46.9	46.2	39.3
21	40.9	-	-	-	47.5	39.5	42.3
22	-	-	-	-	46.0	40.4	35.1
23	-	-	-	-	-	38.9	-
24	-	-	-	-	-	40.1	-

10-12	37.0	39.4	43.0	32.8	30.9	34.2	44.0
14-16	37.9	39.6	45.9	41.4	41.7	42.5	42.8
0-24	42.6	41.5	45.8	39.8	40.3	43.2	43.5

85th %ile (ALL)	43.0
Weekday Inter-Peak	41.5

Lincolnshire ATC 61

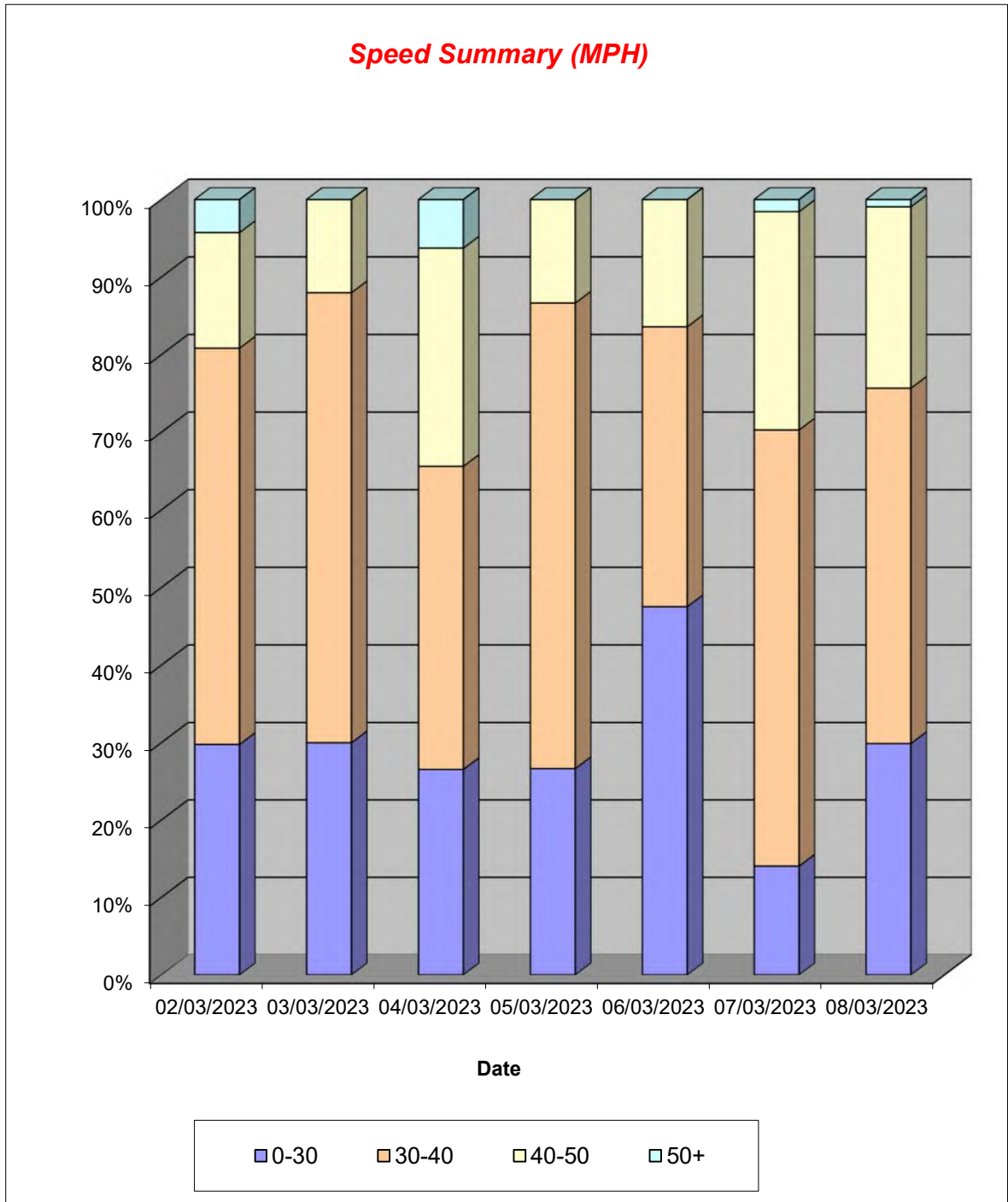
Produced by Road Data Services Ltd.

Channel 2 - Eastbound

Speed Summary

Week 1

Speed (MPH)	02/03/2023 Thursday	03/03/2023 Friday	04/03/2023 Saturday	05/03/2023 Sunday	06/03/2023 Monday	07/03/2023 Tuesday	08/03/2023 Wednesday
0-30	14	15	17	8	29	9	32
30-40	24	29	25	18	22	36	49
40-50	7	6	18	4	10	18	25
50+	2	0	4	0	0	1	1
TOTAL	47	50	64	30	61	64	107



Lincolnshire ATC 61

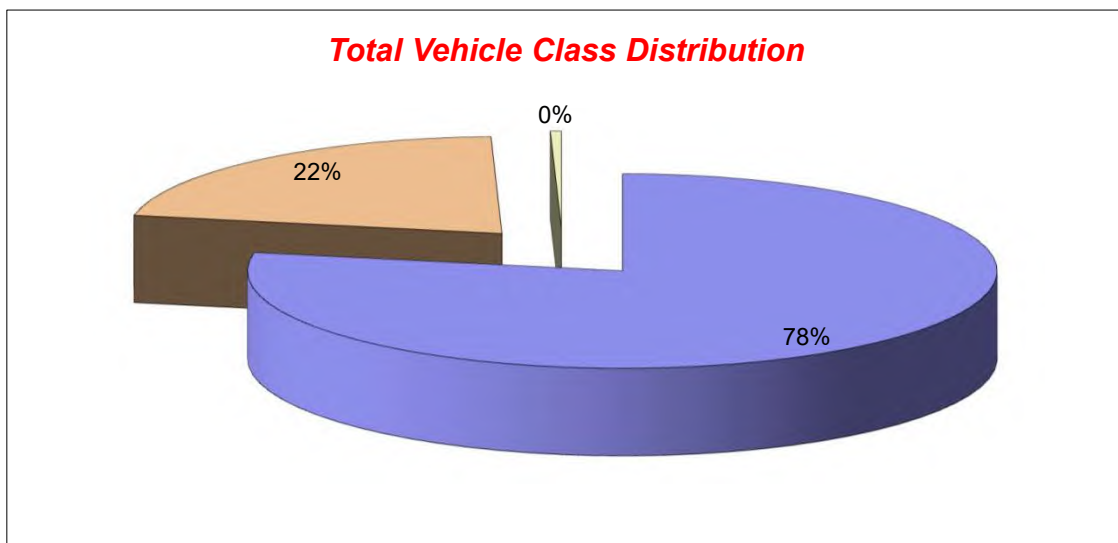
Produced by Road Data Services Ltd.

Channel 2 - Eastbound

Vehicle Class

Week 1

Classes Day / Time	Car / LGV / Caravan - 1	OGV1 / Bus - 2,3,5,6,7,12	OGV2 - 4,8,9,10,11,13	TOTAL - 1-13
02/03/2023				
7-19	31	10	0	41
6-22	35	11	0	46
6-24	36	11	0	47
0-24	36	11	0	47
03/03/2023				
7-19	30	16	0	46
6-22	32	16	1	49
6-24	32	16	1	49
0-24	33	16	1	50
04/03/2023				
7-19	46	10	1	57
6-22	49	11	1	61
6-24	50	11	1	62
0-24	52	11	1	64
05/03/2023				
7-19	20	3	0	23
6-22	24	3	0	27
6-24	25	3	0	28
0-24	27	3	0	30
06/03/2023				
7-19	31	14	0	45
6-22	43	15	0	58
6-24	45	15	0	60
0-24	46	15	0	61
07/03/2023				
7-19	31	11	0	42
6-22	45	13	0	58
6-24	48	14	0	62
0-24	50	14	0	64
08/03/2023				
7-19	68	20	0	88
6-22	80	21	0	101
6-24	81	21	0	102
0-24	86	21	0	107
Average				
7-19	37	12	0	49
6-22	44	13	0	57
6-24	45	13	0	59
0-24	47	13	0	60



Lincolnshire ATC 65

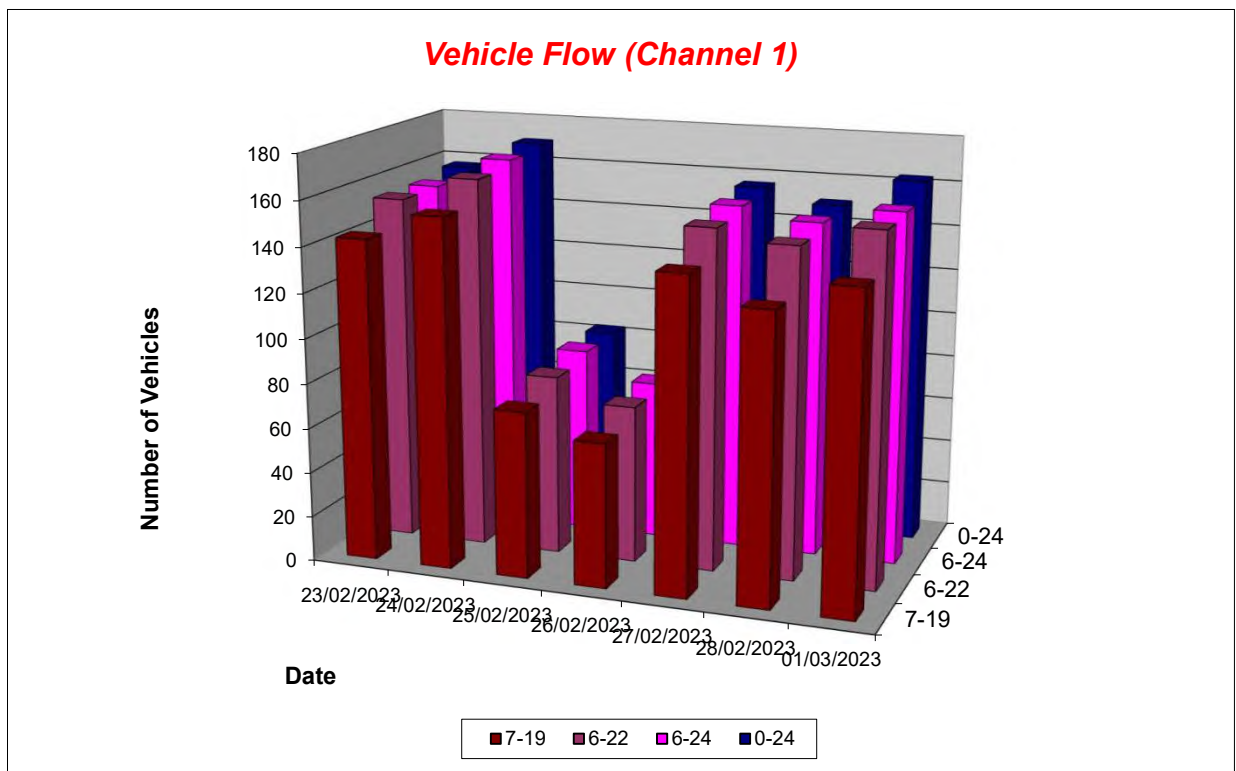
Produced by Road Data Services Ltd.

Channel 1 - Northwestbound

Vehicle Flow

Week 1

Hr Ending	23/02/2023 Thursday	24/02/2023 Friday	25/02/2023 Saturday	26/02/2023 Sunday	27/02/2023 Monday	28/02/2023 Tuesday	01/03/2023 Wednesday	Weekday Average	Average
1	0	1	0	3	0	0	0	0	1
2	0	0	0	0	0	0	0	0	0
3	0	0	0	0	1	0	0	0	0
4	1	0	0	0	0	0	0	0	0
5	0	0	0	0	1	0	1	0	0
6	2	1	0	0	0	1	6	2	1
7	1	3	1	0	5	7	8	5	4
8	19	21	1	3	17	18	16	18	14
9	13	11	5	3	12	13	20	14	11
10	9	10	13	4	17	8	5	10	9
11	9	9	8	6	4	6	10	8	7
12	17	16	6	8	10	10	13	13	11
13	9	11	5	4	15	11	10	11	9
14	7	15	5	5	10	12	10	11	9
15	21	13	7	5	9	8	16	13	11
16	13	14	7	9	15	10	14	13	12
17	12	11	7	5	13	10	7	11	9
18	10	19	5	9	12	16	16	15	12
19	4	5	5	3	5	5	2	4	4
20	4	5	5	3	2	6	3	4	4
21	4	1	0	3	3	4	2	3	2
22	2	1	0	0	2	2	3	2	1
23	0	2	2	0	3	3	0	2	1
24	0	1	1	1	0	0	1	0	1
7-19	143	155	74	64	139	127	139	141	120
6-22	154	165	80	70	151	146	155	154	132
6-24	154	168	83	71	154	149	156	156	134
0-24	157	170	83	74	156	150	163	159	136



Lincolnshire ATC 65

Produced by Road Data Services Ltd.

Channel 1 - Northwestbound

Average Speed

Week 1

Hr Ending	23/02/2023 Thursday	24/02/2023 Friday	25/02/2023 Saturday	26/02/2023 Sunday	27/02/2023 Monday	28/02/2023 Tuesday	01/03/2023 Wednesday
1	-	32.0	-	32.1	-	-	-
2	-	-	-	-	-	-	-
3	-	-	-	-	29.4	-	-
4	32.1	-	-	-	-	-	-
5	-	-	-	-	32.8	-	30.5
6	23.3	23.3	-	-	-	28.0	23.1
7	31.8	29.4	32.6	-	24.6	27.9	24.6
8	26.6	27.5	24.3	26.2	28.6	27.3	25.3
9	27.2	30.9	29.2	24.8	29.9	26.6	31.0
10	27.6	25.3	26.0	24.7	29.4	27.0	29.6
11	29.2	27.6	27.0	29.6	27.9	23.1	27.4
12	28.7	28.0	30.1	28.0	30.2	29.6	26.8
13	27.6	31.3	29.0	28.7	27.8	29.3	27.2
14	29.2	26.9	25.6	28.5	29.9	27.0	29.6
15	29.0	31.1	26.8	32.5	28.0	28.1	29.1
16	30.4	31.1	29.6	27.4	30.3	27.5	26.8
17	30.6	29.0	27.2	30.0	29.7	26.9	28.3
18	29.6	30.1	30.3	28.7	28.2	27.8	28.7
19	32.4	28.9	29.0	26.7	31.2	28.6	32.5
20	30.1	32.1	28.4	26.7	37.7	30.9	26.1
21	32.2	5.5	-	27.4	33.0	27.7	32.5
22	30.0	31.2	-	-	28.9	27.3	30.1
23	-	31.6	24.7	-	37.1	28.7	-
24	-	24.9	25.7	24.1	-	-	34.7

10-12	28.9	27.9	28.4	28.7	29.5	27.2	27.1
14-16	29.6	31.1	28.2	29.2	29.5	27.8	28.1
0-24	28.8	28.9	27.8	28.3	29.4	27.7	28.0

Average (ALL)	28.5
Weekday Inter-Peak	28.7

Channel 1 - Northwestbound

85th Percentile

Hr Ending	23/02/2023 Thursday	24/02/2023 Friday	25/02/2023 Saturday	26/02/2023 Sunday	27/02/2023 Monday	28/02/2023 Tuesday	01/03/2023 Wednesday
1	-	-	-	33.9	-	-	-
2	-	-	-	-	-	-	-
3	-	-	-	-	-	-	-
4	-	-	-	-	-	-	-
5	-	-	-	-	-	-	-
6	25.3	-	-	-	-	-	29.6
7	-	30.9	-	-	33.8	36.5	29.4
8	32.8	34.2	-	26.9	34.9	34.1	33.7
9	33.5	38.7	32.5	29.8	36.4	33.5	36.5
10	30.7	34.5	32.8	33.3	36.0	30.2	34.4
11	35.5	34.3	35.4	34.6	33.7	28.6	31.4
12	34.9	33.6	37.2	33.0	36.7	33.4	32.3
13	33.3	38.2	33.1	34.1	35.3	33.7	34.7
14	35.2	34.3	30.4	36.6	34.5	33.9	34.8
15	34.9	35.2	32.0	34.7	34.2	31.9	34.6
16	37.8	38.6	33.7	36.2	36.0	33.8	32.5
17	34.9	32.0	31.6	34.4	34.8	32.9	33.6
18	32.7	36.4	32.8	32.5	33.2	31.7	35.4
19	35.9	36.7	33.6	29.2	36.7	37.1	34.1
20	37.2	37.3	32.8	28.5	43.8	37.6	30.1
21	35.9	-	-	32.0	35.6	31.7	39.5
22	34.6	-	-	-	35.0	29.0	32.2
23	-	31.8	28.4	-	42.4	34.4	-
24	-	-	-	-	-	-	-

10-12	35.2	33.9	36.4	33.8	35.9	32.8	32.0
14-16	36.1	37.2	33.1	36.8	35.5	33.1	33.8
0-24	34.7	35.9	33.5	34.2	35.8	33.7	34.3

85th %ile (ALL)	34.8
Weekday Inter-Peak	34.8

Lincolnshire ATC 65

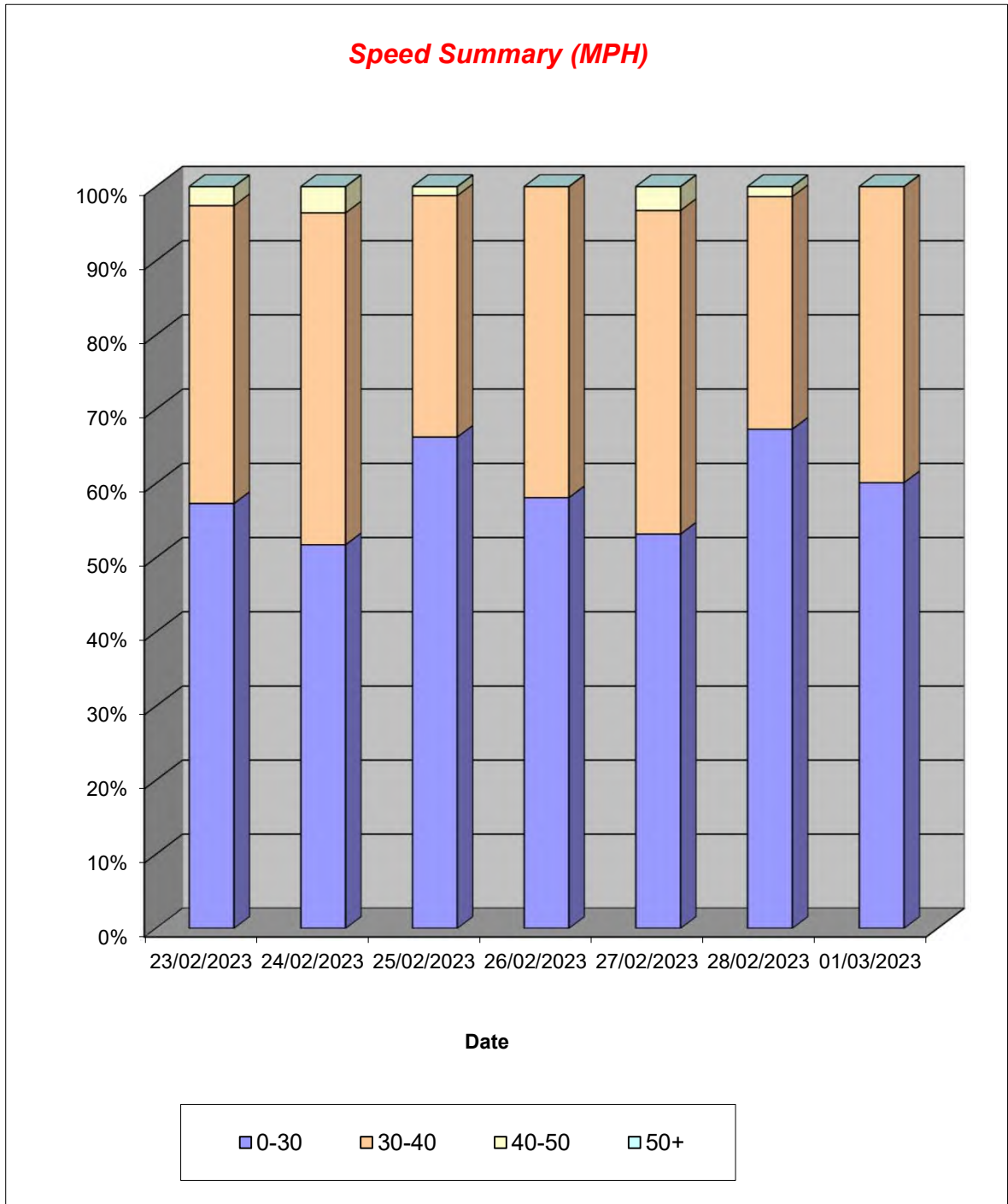
Produced by Road Data Services Ltd.

Channel 1 - Northwestbound

Speed Summary

Week 1

Speed (MPH)	23/02/2023 Thursday	24/02/2023 Friday	25/02/2023 Saturday	26/02/2023 Sunday	27/02/2023 Monday	28/02/2023 Tuesday	01/03/2023 Wednesday
0-30	90	88	55	43	83	101	98
30-40	63	76	27	31	68	47	65
40-50	4	6	1	0	5	2	0
50+	0	0	0	0	0	0	0
TOTAL	157	170	83	74	156	150	163



Lincolnshire ATC 65

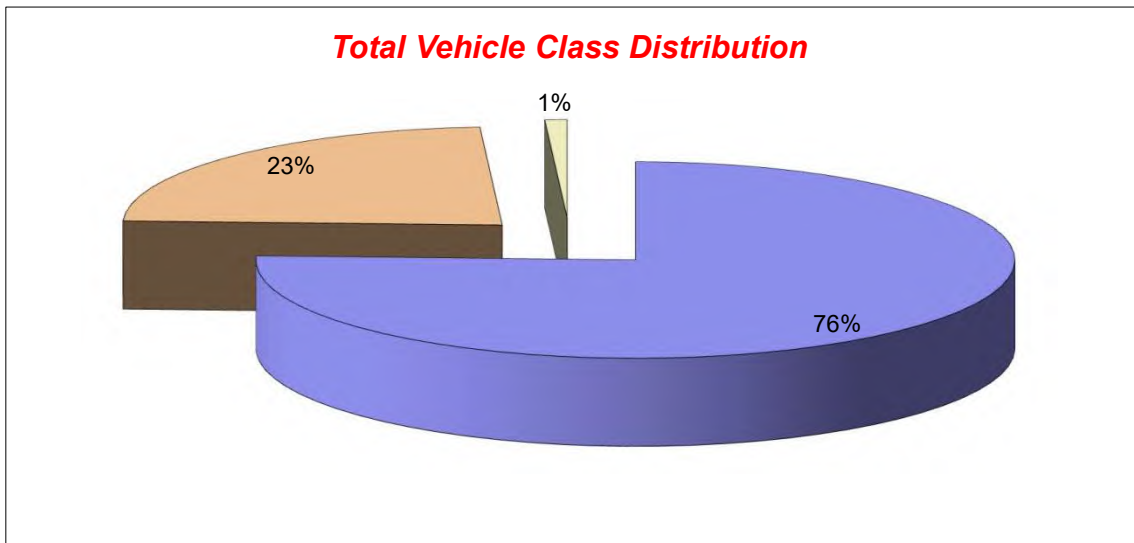
Produced by Road Data Services Ltd.

Channel 1 - Northwestbound

Vehicle Class

Week 1

Classes Day / Time	Car / LGV / Caravan - 1	OGV1 / Bus - 2,3,5,6,7,12	OGV2 - 4,8,9,10,11,13	TOTAL - 1-13
23/02/2023				
7-19	115	26	2	143
6-22	125	27	2	154
6-24	125	27	2	154
0-24	128	27	2	157
24/02/2023				
7-19	116	37	2	155
6-22	123	40	2	165
6-24	126	40	2	168
0-24	128	40	2	170
25/02/2023				
7-19	60	13	1	74
6-22	66	13	1	80
6-24	69	13	1	83
0-24	69	13	1	83
26/02/2023				
7-19	53	11	0	64
6-22	57	13	0	70
6-24	58	13	0	71
0-24	60	14	0	74
27/02/2023				
7-19	97	42	0	139
6-22	106	43	2	151
6-24	109	43	2	154
0-24	111	43	2	156
28/02/2023				
7-19	92	33	2	127
6-22	106	38	2	146
6-24	107	40	2	149
0-24	108	40	2	150
01/03/2023				
7-19	99	40	0	139
6-22	110	45	0	155
6-24	111	45	0	156
0-24	117	46	0	163
Average				
7-19	90	29	1	120
6-22	99	31	1	132
6-24	101	32	1	134
0-24	103	32	1	136



Lincolnshire ATC 65

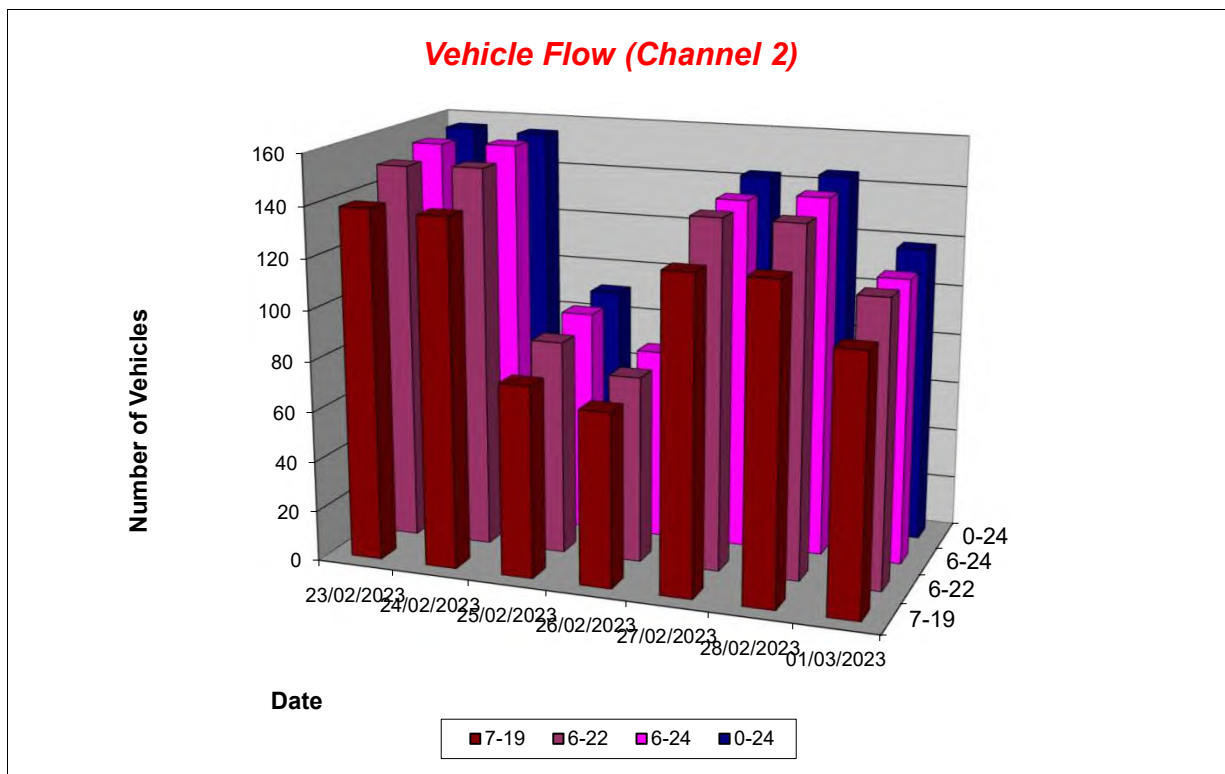
Produced by Road Data Services Ltd.

Channel 2 - Southeastbound

Vehicle Flow

Week 1

Hr Ending	23/02/2023 Thursday	24/02/2023 Friday	25/02/2023 Saturday	26/02/2023 Sunday	27/02/2023 Monday	28/02/2023 Tuesday	01/03/2023 Wednesday	Weekday Average	Average
1	0	0	0	1	0	0	0	0	0
2	0	0	0	0	0	0	0	0	0
3	0	0	0	0	1	0	0	0	0
4	1	0	0	0	0	0	0	0	0
5	0	0	1	0	1	1	1	1	1
6	1	0	1	1	2	2	4	2	2
7	4	5	1	0	7	7	4	5	4
8	14	12	2	2	12	11	12	12	9
9	15	12	3	5	15	11	15	14	11
10	6	12	6	8	10	12	9	10	9
11	11	10	6	9	8	6	2	7	7
12	11	9	8	4	6	10	8	9	8
13	8	16	10	10	6	14	6	10	10
14	15	4	7	13	6	8	8	8	9
15	9	16	5	7	13	12	7	11	10
16	13	15	9	1	12	10	8	12	10
17	16	10	8	4	15	11	7	12	10
18	14	14	6	3	16	15	12	14	11
19	7	8	6	3	5	4	7	6	6
20	4	5	7	2	3	4	3	4	4
21	1	2	0	3	0	2	5	2	2
22	2	1	1	0	4	1	0	2	1
23	1	3	2	0	0	3	0	1	1
24	3	1	2	2	1	1	0	1	1
7-19	139	138	76	69	124	124	101	125	110
6-22	150	151	85	74	138	138	113	138	121
6-24	154	155	89	76	139	142	113	141	124
0-24	156	155	91	78	143	145	118	143	127



Lincolnshire ATC 65

Produced by Road Data Services Ltd.

Channel 2 - Southeastbound

Average Speed

Week 1

Hr Ending	23/02/2023 Thursday	24/02/2023 Friday	25/02/2023 Saturday	26/02/2023 Sunday	27/02/2023 Monday	28/02/2023 Tuesday	01/03/2023 Wednesday
1	-	-	-	22.4	-	-	-
2	-	-	-	-	-	-	-
3	-	-	-	-	23.9	-	-
4	19.9	-	-	-	-	-	-
5	-	-	28.5	-	27.1	26.4	27.0
6	48.3	-	35.4	31.6	28.5	34.2	23.1
7	39.2	38.1	37.7	-	37.5	32.6	33.2
8	36.3	37.6	27.6	31.2	34.7	31.0	30.0
9	31.6	30.8	38.7	37.6	32.7	30.8	29.1
10	32.3	31.9	29.6	31.4	34.2	30.5	32.9
11	29.7	26.9	30.9	31.6	33.6	30.8	35.3
12	30.2	28.5	34.1	26.2	31.4	31.4	30.7
13	32.0	31.5	28.8	35.7	32.6	31.2	34.5
14	33.6	40.5	36.4	33.2	31.5	33.6	30.6
15	29.5	31.1	32.2	32.1	34.5	27.4	29.5
16	35.0	36.0	34.8	33.0	31.4	32.2	26.2
17	34.3	34.4	28.5	33.1	33.8	26.9	34.3
18	32.4	31.2	31.3	27.4	29.1	29.2	30.3
19	28.0	28.6	34.6	30.6	32.7	28.0	30.2
20	34.8	28.6	33.5	14.9	27.5	27.2	31.9
21	32.3	27.7	-	25.0	-	28.5	26.8
22	33.0	26.8	25.1	-	36.1	32.8	-
23	31.0	39.6	32.9	-	-	32.3	-
24	27.7	21.7	22.7	37.3	36.1	42.6	-

10-12	30.0	27.6	32.7	29.9	32.6	31.2	31.6
14-16	32.8	33.5	33.9	32.2	33.0	29.6	27.7
0-24	32.6	32.3	32.1	31.7	32.8	30.4	30.3

Average (ALL)	31.8
Weekday Inter-Peak	31.2

Channel 2 - Southeastbound

85th Percentile

Hr Ending	23/02/2023 Thursday	24/02/2023 Friday	25/02/2023 Saturday	26/02/2023 Sunday	27/02/2023 Monday	28/02/2023 Tuesday	01/03/2023 Wednesday
1	-	-	-	-	-	-	-
2	-	-	-	-	-	-	-
3	-	-	-	-	-	-	-
4	-	-	-	-	-	-	-
5	-	-	-	-	-	-	-
6	-	-	-	-	31.5	36.6	29.9
7	45.3	43.7	-	-	44.7	43.6	45.7
8	42.9	43.3	32.7	31.3	42.5	40.2	37.3
9	34.7	38.3	47.4	48.1	38.9	37.4	39.5
10	40.1	38.1	35.9	40.8	37.7	39.7	39.4
11	37.8	33.1	35.9	42.7	38.1	37.5	44.3
12	35.3	34.2	39.9	30.9	38.9	37.3	35.9
13	39.9	39.2	33.3	44.2	36.2	35.7	38.6
14	42.6	48.3	41.8	43.0	38.6	40.0	40.0
15	35.1	37.3	35.8	41.5	40.7	33.1	32.1
16	38.8	43.4	40.0	-	37.9	37.9	31.6
17	39.1	38.7	33.1	35.1	40.8	31.8	37.4
18	40.4	38.1	35.2	30.4	39.1	37.5	40.1
19	35.9	33.9	38.2	38.6	38.5	31.8	37.1
20	35.6	33.8	39.4	15.1	28.8	27.9	34.1
21	-	29.0	-	30.9	-	29.0	30.1
22	41.3	-	-	-	45.2	-	-
23	-	43.6	36.2	-	-	32.9	-
24	32.0	-	28.0	38.2	-	-	-

10-12	36.7	33.6	38.4	39.8	38.7	37.4	38.1
14-16	38.2	40.8	38.8	41.0	39.5	35.8	32.3
0-24	39.7	39.7	38.2	41.1	40.0	37.5	38.2

85th %ile (ALL)	39.3
Weekday Inter-Peak	37.8

Lincolnshire ATC 65

Produced by Road Data Services Ltd.

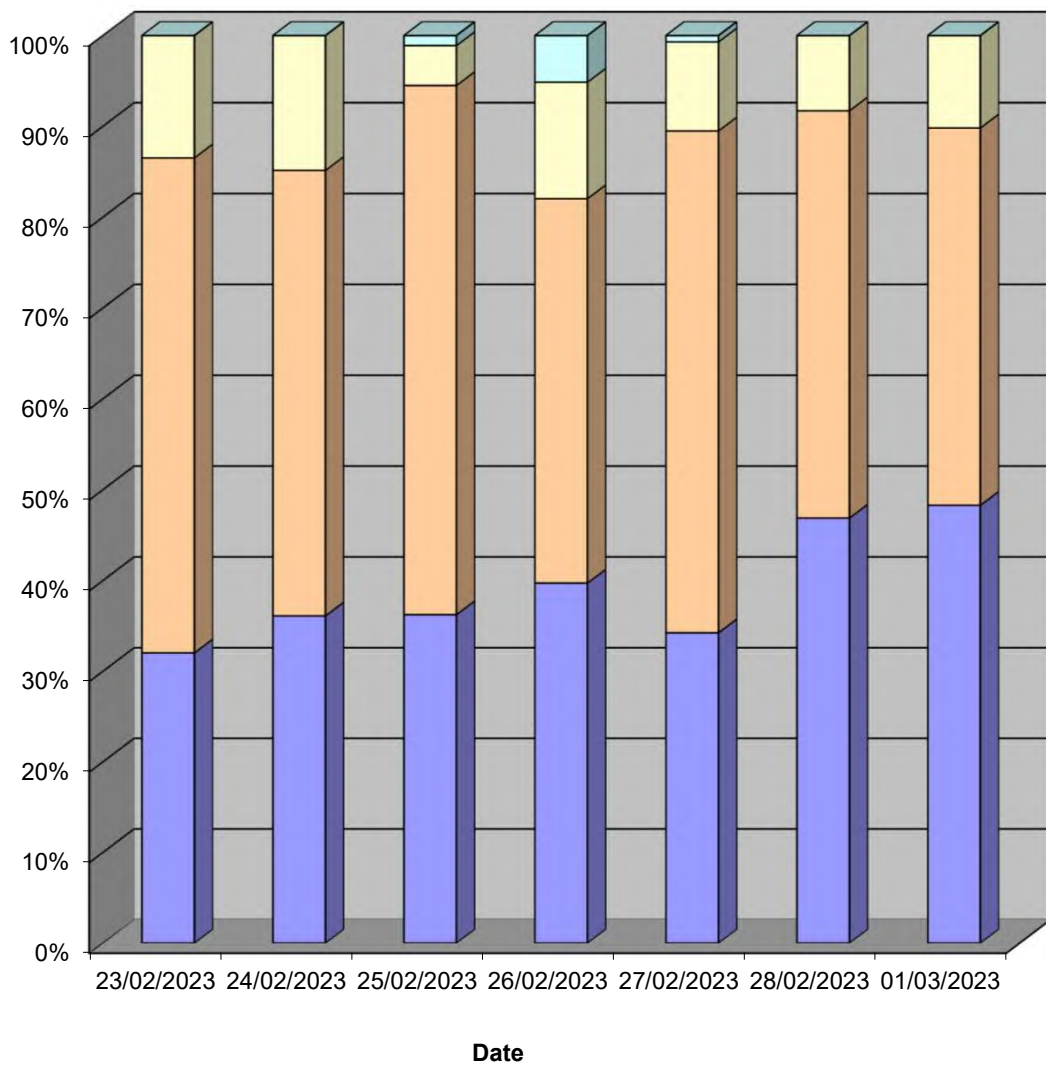
Channel 2 - Southeastbound

Speed Summary

Week 1

Speed (MPH)	23/02/2023 Thursday	24/02/2023 Friday	25/02/2023 Saturday	26/02/2023 Sunday	27/02/2023 Monday	28/02/2023 Tuesday	01/03/2023 Wednesday
0-30	50	56	33	31	49	68	57
30-40	85	76	53	33	79	65	49
40-50	21	23	4	10	14	12	12
50+	0	0	1	4	1	0	0
TOTAL	156	155	91	78	143	145	118

Speed Summary (MPH)



Lincolnshire ATC 65

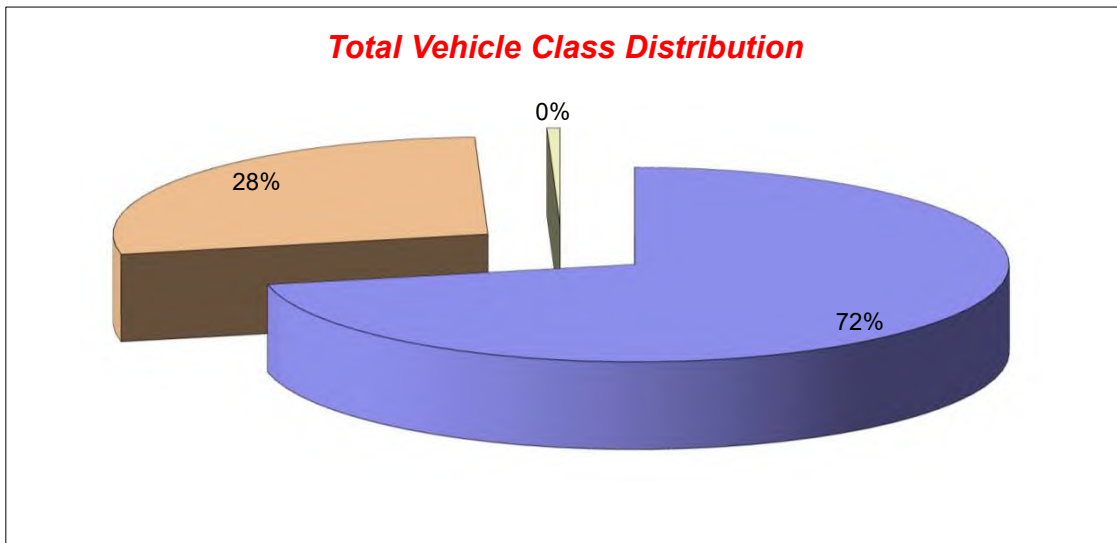
Produced by Road Data Services Ltd.

Channel 2 - Southeastbound

Vehicle Class

Week 1

Classes Day / Time	Car / LGV / Caravan - 1	OGV1 / Bus - 2,3,5,6,7,12	OGV2 - 4,8,9,10,11,13	TOTAL - 1-13
23/02/2023				
7-19	102	37	0	139
6-22	111	39	0	150
6-24	114	40	0	154
0-24	116	40	0	156
24/02/2023				
7-19	101	37	0	138
6-22	111	40	0	151
6-24	114	41	0	155
0-24	114	41	0	155
25/02/2023				
7-19	57	18	1	76
6-22	65	19	1	85
6-24	68	20	1	89
0-24	70	20	1	91
26/02/2023				
7-19	58	11	0	69
6-22	61	12	1	74
6-24	62	13	1	76
0-24	64	13	1	78
27/02/2023				
7-19	91	33	0	124
6-22	101	37	0	138
6-24	102	37	0	139
0-24	106	37	0	143
28/02/2023				
7-19	76	48	0	124
6-22	86	51	1	138
6-24	88	53	1	142
0-24	91	53	1	145
01/03/2023				
7-19	61	39	1	101
6-22	71	41	1	113
6-24	71	41	1	113
0-24	74	42	2	118
Average				
7-19	78	32	0	110
6-22	87	34	1	121
6-24	88	35	1	124
0-24	91	35	1	127



Lincolnshire ATC 66

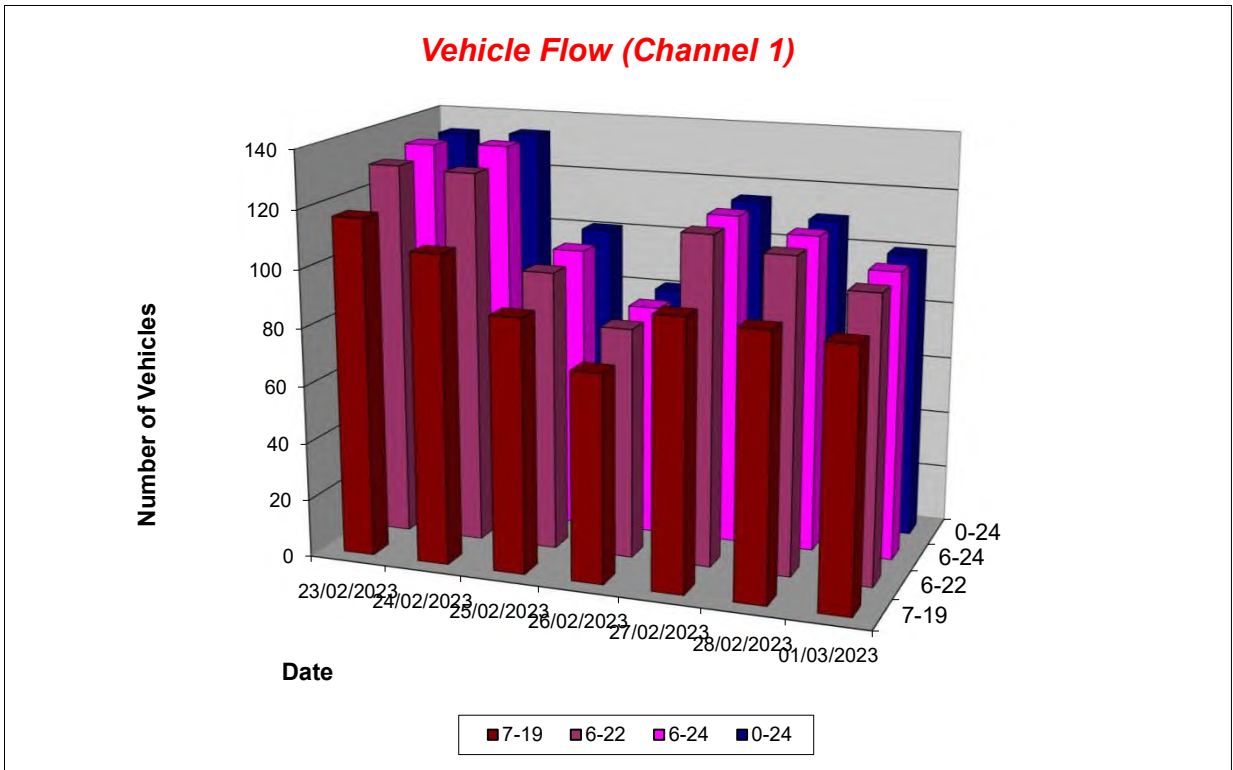
Produced by Road Data Services Ltd.

Channel 1 - Eastbound

Vehicle Flow

Week 1

Hr Ending	23/02/2023 Thursday	24/02/2023 Friday	25/02/2023 Saturday	26/02/2023 Sunday	27/02/2023 Monday	28/02/2023 Tuesday	01/03/2023 Wednesday	Weekday Average	Average
1	0	0	1	0	0	0	0	0	0
2	0	0	0	0	0	0	0	0	0
3	0	0	0	0	0	0	0	0	0
4	0	0	0	0	0	0	0	0	0
5	0	0	1	0	0	0	0	0	0
6	0	0	0	0	0	0	0	0	0
7	7	12	4	4	12	11	7	10	8
8	11	7	2	0	7	5	6	7	5
9	9	17	6	1	15	7	9	11	9
10	9	4	6	6	10	3	6	6	6
11	5	9	5	10	7	2	4	5	6
12	6	7	8	4	5	9	5	6	6
13	10	11	10	5	10	14	12	11	10
14	15	8	4	15	8	7	12	10	10
15	7	7	12	7	4	9	8	7	8
16	16	13	11	12	7	13	4	11	11
17	12	13	11	5	6	5	7	9	8
18	11	8	5	6	9	10	11	10	9
19	6	3	8	1	5	7	5	5	5
20	4	9	2	2	3	6	1	5	4
21	1	0	1	1	4	0	1	1	1
22	1	1	2	1	2	1	1	1	1
23	2	0	2	1	1	1	1	1	1
24	1	5	0	0	0	0	0	1	1
7-19	117	107	88	72	93	91	89	99	94
6-22	130	129	97	80	114	109	99	116	108
6-24	133	134	99	81	115	110	100	118	110
0-24	133	134	101	81	115	110	100	118	111



Lincolnshire ATC 66

Produced by Road Data Services Ltd.

Channel 1 - Eastbound

Average Speed

Week 1

Hr Ending	23/02/2023 Thursday	24/02/2023 Friday	25/02/2023 Saturday	26/02/2023 Sunday	27/02/2023 Monday	28/02/2023 Tuesday	01/03/2023 Wednesday
1	-	-	27.6	-	-	-	-
2	-	-	-	-	-	-	-
3	-	-	-	-	-	-	-
4	-	-	-	-	-	-	-
5	-	-	25.6	-	-	-	-
6	-	-	-	-	-	-	-
7	32.0	25.8	20.4	25.7	30.3	29.8	33.7
8	24.8	30.9	28.2	-	27.1	23.9	29.0
9	30.2	26.2	26.2	26.4	30.6	31.2	22.9
10	25.8	20.8	28.1	28.6	26.3	27.2	27.5
11	25.4	25.6	30.0	25.3	29.9	18.7	20.5
12	27.3	29.2	27.0	28.1	28.5	24.6	29.7
13	26.4	26.4	27.9	31.6	25.7	27.6	27.1
14	24.4	30.4	29.6	30.0	31.7	28.8	26.8
15	33.3	28.7	31.2	25.9	30.1	27.7	30.0
16	26.3	25.6	32.1	29.8	31.1	29.0	21.2
17	28.3	29.4	31.5	26.4	26.7	30.6	30.6
18	29.2	33.3	27.1	26.0	30.8	27.4	26.0
19	33.1	29.3	25.2	29.0	26.5	26.0	21.7
20	30.9	28.8	31.5	30.7	24.2	24.1	36.1
21	29.0	-	39.1	31.7	29.2	-	28.4
22	28.0	29.9	30.2	29.2	32.2	26.1	32.6
23	34.5	-	35.7	37.7	30.9	29.4	34.5
24	37.6	27.5	-	-	-	-	-

10-12	26.4	27.1	28.2	26.1	29.3	23.5	25.6
14-16	28.5	26.7	31.6	28.4	30.7	28.5	27.1
0-24	28.0	27.8	29.0	28.3	29.0	27.5	27.2

Average (ALL)	28.1
Weekday Inter-Peak	27.5

Channel 1 - Eastbound

85th Percentile

Hr Ending	23/02/2023 Thursday	24/02/2023 Friday	25/02/2023 Saturday	26/02/2023 Sunday	27/02/2023 Monday	28/02/2023 Tuesday	01/03/2023 Wednesday
1	-	-	-	-	-	-	-
2	-	-	-	-	-	-	-
3	-	-	-	-	-	-	-
4	-	-	-	-	-	-	-
5	-	-	-	-	-	-	-
6	-	-	-	-	-	-	-
7	35.1	35.2	24.1	34.0	36.9	35.8	37.5
8	30.0	33.8	30.7	-	33.7	31.3	36.4
9	34.5	30.2	33.9	-	35.2	36.2	28.5
10	32.6	24.2	34.3	31.6	32.2	30.5	34.0
11	28.2	31.9	36.5	31.4	33.4	21.8	28.0
12	30.5	34.3	33.2	32.1	34.7	29.1	32.5
13	31.8	33.5	30.8	35.0	31.3	31.8	32.5
14	30.0	36.3	32.1	34.6	36.7	33.7	35.6
15	37.9	36.1	35.7	30.6	32.7	36.8	36.2
16	32.0	33.8	36.4	33.8	34.6	34.2	28.8
17	32.7	34.4	35.7	31.4	27.6	35.0	34.0
18	33.7	36.9	34.5	32.1	35.7	35.3	34.5
19	39.3	35.0	31.8	-	29.1	32.8	27.7
20	33.6	34.9	31.9	33.4	33.0	31.1	-
21	-	-	-	-	34.0	-	-
22	-	-	35.1	-	34.3	-	-
23	43.8	-	37.2	-	-	-	-
24	-	35.5	-	-	-	-	-

10-12	29.6	33.1	34.7	31.8	34.2	28.4	32.8
14-16	34.8	34.7	36.0	33.1	33.9	35.6	35.0
0-24	33.9	34.6	35.0	33.7	34.6	34.0	34.6

85th %ile (ALL)	34.4
Weekday Inter-Peak	34.1

Lincolnshire ATC 66

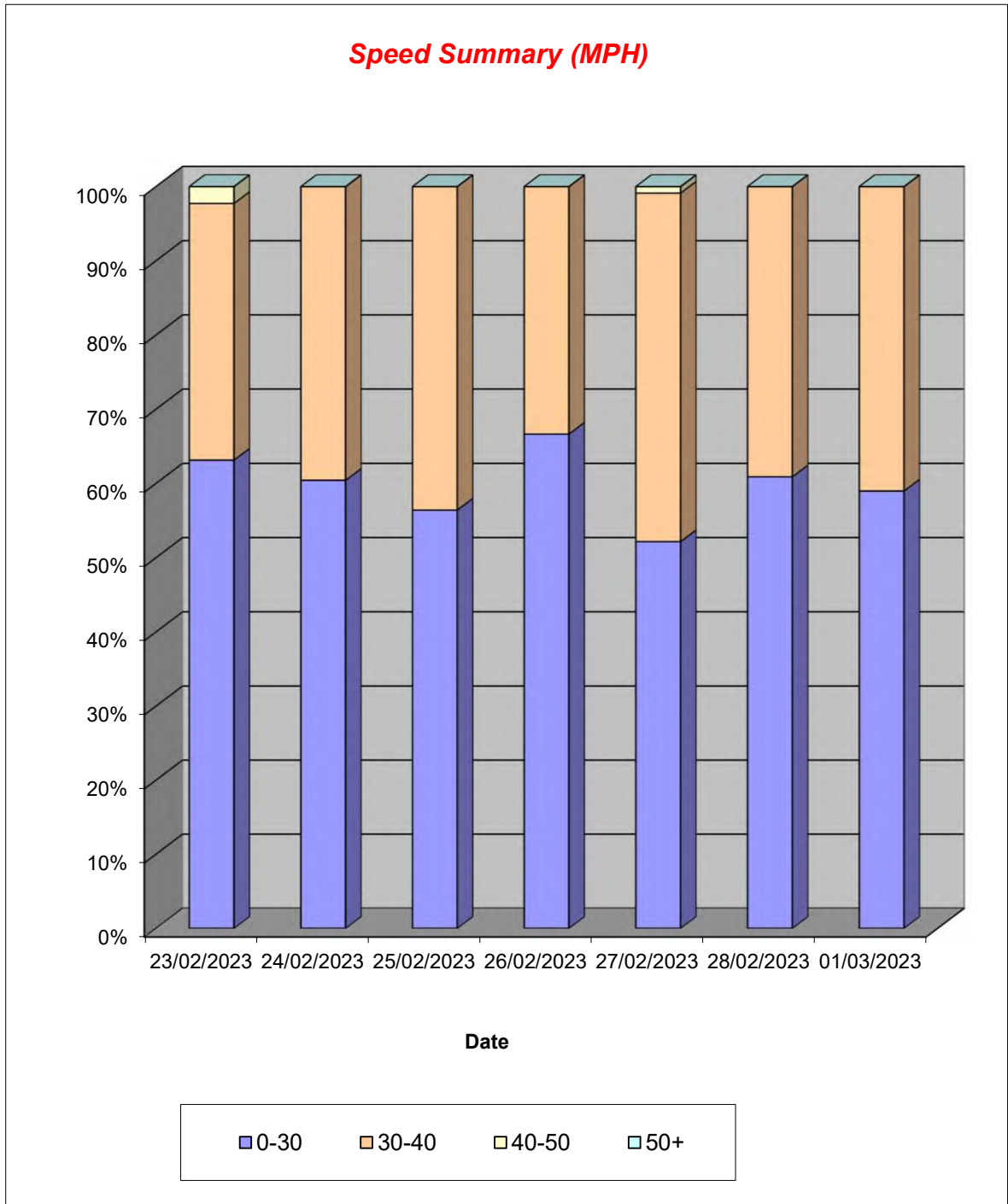
Produced by Road Data Services Ltd.

Channel 1 - Eastbound

Speed Summary

Week 1

Speed (MPH)	23/02/2023 Thursday	24/02/2023 Friday	25/02/2023 Saturday	26/02/2023 Sunday	27/02/2023 Monday	28/02/2023 Tuesday	01/03/2023 Wednesday
0-30	84	81	57	54	60	67	59
30-40	46	53	44	27	54	43	41
40-50	3	0	0	0	1	0	0
50+	0	0	0	0	0	0	0
TOTAL	133	134	101	81	115	110	100



Lincolnshire ATC 66

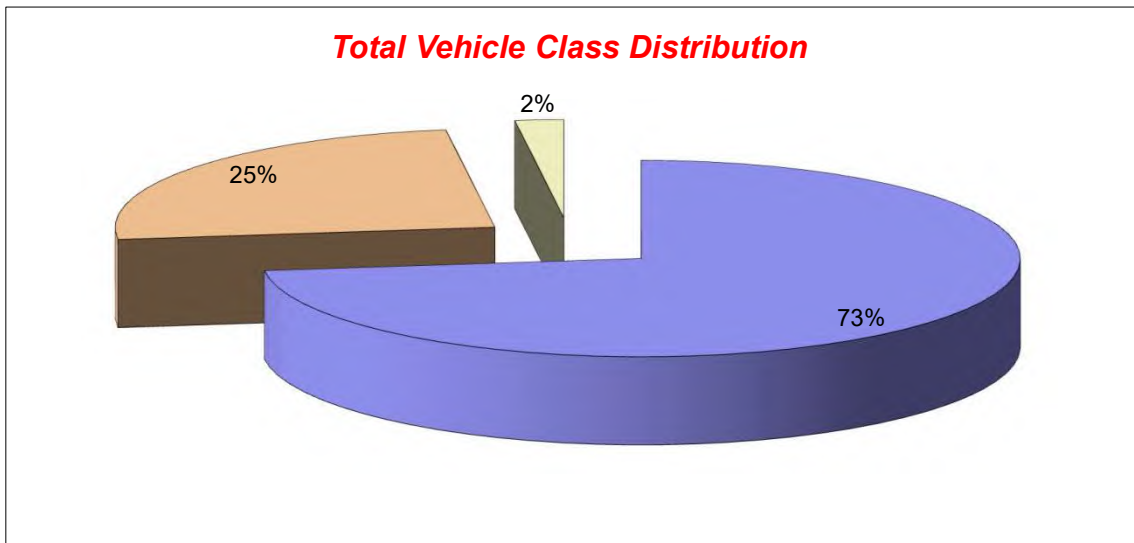
Produced by Road Data Services Ltd.

Channel 1 - Eastbound

Vehicle Class

Week 1

Classes Day / Time	Car / LGV / Caravan - 1	OGV1 / Bus - 2,3,5,6,7,12	OGV2 - 4,8,9,10,11,13	TOTAL - 1-13
23/02/2023				
7-19	81	32	4	117
6-22	92	34	4	130
6-24	95	34	4	133
0-24	95	34	4	133
24/02/2023				
7-19	68	35	4	107
6-22	88	37	4	129
6-24	93	37	4	134
0-24	93	37	4	134
25/02/2023				
7-19	63	25	0	88
6-22	71	26	0	97
6-24	72	27	0	99
0-24	74	27	0	101
26/02/2023				
7-19	58	14	0	72
6-22	66	14	0	80
6-24	67	14	0	81
0-24	67	14	0	81
27/02/2023				
7-19	58	31	4	93
6-22	74	36	4	114
6-24	75	36	4	115
0-24	75	36	4	115
28/02/2023				
7-19	72	17	2	91
6-22	84	22	3	109
6-24	85	22	3	110
0-24	85	22	3	110
01/03/2023				
7-19	66	22	1	89
6-22	75	23	1	99
6-24	76	23	1	100
0-24	76	23	1	100
Average				
7-19	67	25	2	94
6-22	79	27	2	108
6-24	80	28	2	110
0-24	81	28	2	111



Lincolnshire ATC 66

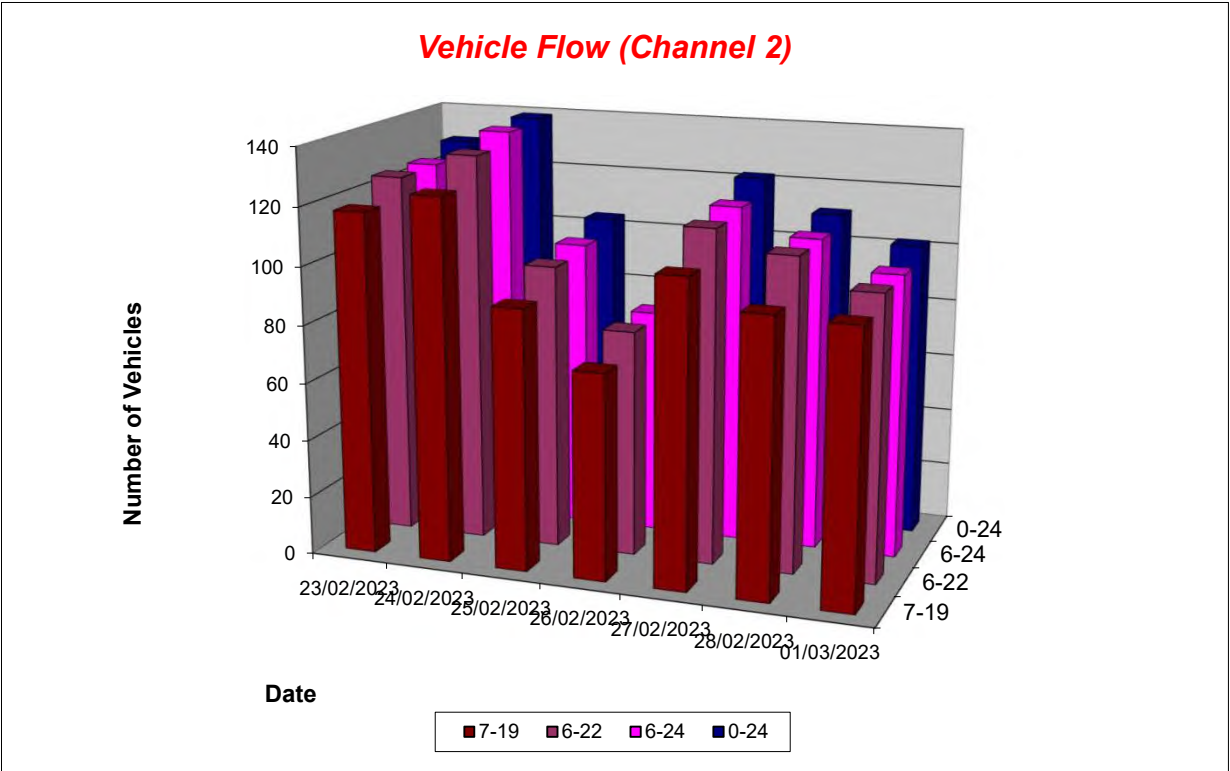
Produced by Road Data Services Ltd.

Channel 2 - Westbound

Vehicle Flow

Week 1

Hr Ending	23/02/2023 Thursday	24/02/2023 Friday	25/02/2023 Saturday	26/02/2023 Sunday	27/02/2023 Monday	28/02/2023 Tuesday	01/03/2023 Wednesday	Weekday Average	Average
1	0	0	0	0	0	0	0	0	0
2	0	0	0	0	0	0	0	0	0
3	0	0	0	0	0	0	0	0	0
4	1	1	1	0	2	0	1	1	1
5	0	0	0	1	1	0	1	0	0
6	3	0	3	0	2	3	2	2	2
7	3	7	1	3	8	7	4	6	5
8	14	11	7	3	9	8	11	11	9
9	10	21	6	4	13	8	9	12	10
10	10	7	9	3	9	5	9	8	7
11	7	12	12	12	10	7	8	9	10
12	13	7	8	10	11	12	4	9	9
13	7	8	9	3	10	9	12	9	8
14	10	11	10	9	7	7	10	9	9
15	8	7	6	9	9	2	6	6	7
16	13	18	8	7	10	7	7	11	10
17	11	11	5	4	8	10	8	10	8
18	12	6	2	5	6	18	5	9	8
19	3	6	8	2	3	2	5	4	4
20	2	0	5	1	1	3	0	1	2
21	0	2	0	0	0	1	0	1	0
22	2	0	2	3	1	2	0	1	1
23	0	0	2	0	1	0	0	0	0
24	0	4	0	0	1	0	0	1	1
7-19	118	125	90	71	105	95	94	107	100
6-22	125	134	98	78	115	108	98	116	108
6-24	125	138	100	78	117	108	98	117	109
0-24	129	139	104	79	122	111	102	121	112



Lincolnshire ATC 66

Produced by Road Data Services Ltd.

Channel 2 - Westbound

Average Speed

Week 1

Hr Ending	23/02/2023 Thursday	24/02/2023 Friday	25/02/2023 Saturday	26/02/2023 Sunday	27/02/2023 Monday	28/02/2023 Tuesday	01/03/2023 Wednesday
1	-	-	-	-	-	-	-
2	-	-	-	-	-	-	-
3	-	-	-	-	-	-	-
4	32.7	32.0	26.6	-	25.5	-	19.0
5	-	-	-	26.4	30.4	-	34.1
6	24.3	-	20.5	-	29.9	29.7	26.0
7	27.1	22.4	32.6	24.6	29.2	29.0	30.3
8	27.4	28.7	25.6	28.9	25.7	25.9	24.7
9	30.2	26.6	28.7	28.2	28.3	30.7	28.3
10	28.7	24.9	27.2	30.5	23.5	23.0	27.1
11	24.7	25.7	29.8	26.2	27.8	26.2	26.2
12	28.6	26.9	28.9	27.3	25.7	27.7	24.9
13	25.7	23.4	30.6	25.6	28.2	23.5	22.4
14	22.6	27.8	25.2	27.1	26.9	29.4	26.0
15	26.0	26.5	26.2	22.7	28.1	22.3	27.1
16	26.7	23.3	27.5	25.5	29.9	29.4	28.9
17	25.2	24.8	34.3	24.5	26.8	25.2	25.3
18	29.5	27.9	35.6	27.6	28.9	28.1	20.2
19	22.5	25.9	23.5	28.5	26.6	12.9	21.6
20	30.8	-	28.5	26.5	15.7	27.9	-
21	-	29.2	-	-	-	23.8	-
22	25.2	-	27.7	35.5	24.7	29.8	-
23	-	-	31.4	-	25.1	-	-
24	-	27.3	-	-	32.1	-	-

10-12	27.2	26.2	29.4	26.7	26.7	27.2	25.8
14-16	26.4	24.2	26.9	23.9	29.0	27.8	28.0
0-24	26.9	25.9	27.9	26.7	27.3	27.0	25.6

Average (ALL)	26.7
Weekday Inter-Peak	26.7

Channel 2 - Westbound

85th Percentile

Hr Ending	23/02/2023 Thursday	24/02/2023 Friday	25/02/2023 Saturday	26/02/2023 Sunday	27/02/2023 Monday	28/02/2023 Tuesday	01/03/2023 Wednesday
1	-	-	-	-	-	-	-
2	-	-	-	-	-	-	-
3	-	-	-	-	-	-	-
4	-	-	-	-	30.8	-	-
5	-	-	-	-	-	-	-
6	29.4	-	29.8	-	33.9	31.9	26.6
7	28.9	29.7	-	32.2	36.9	37.5	34.5
8	31.9	34.7	30.9	36.4	31.8	33.7	30.6
9	33.8	31.8	31.5	32.9	34.7	35.2	36.4
10	32.2	33.3	31.2	34.1	29.2	27.0	32.3
11	30.8	28.6	34.4	31.9	33.9	33.7	32.3
12	33.0	31.7	35.5	33.5	34.6	33.0	34.5
13	30.7	30.7	36.7	35.3	32.2	32.0	28.2
14	30.4	34.5	29.8	33.6	33.2	36.6	32.3
15	29.2	33.6	30.6	28.7	33.8	27.4	31.4
16	34.1	28.5	32.1	35.0	35.9	32.4	35.0
17	31.8	31.0	39.7	28.0	31.0	31.6	31.7
18	37.2	35.8	39.6	29.9	35.0	33.6	26.1
19	28.1	30.4	31.9	35.0	28.3	13.3	30.2
20	35.1	-	30.1	-	-	31.1	-
21	-	29.7	-	-	-	-	-
22	28.6	-	28.8	46.8	-	33.6	-
23	-	-	31.4	-	-	-	-
24	-	33.5	-	-	-	-	-

10-12	32.6	29.9	34.9	32.7	34.5	33.5	33.3
14-16	32.5	30.2	31.5	31.8	35.0	32.5	33.4
0-24	33.0	32.2	34.0	33.8	33.7	33.8	32.5

85th %ile (ALL)	33.2
Weekday Inter-Peak	32.9

Lincolnshire ATC 66

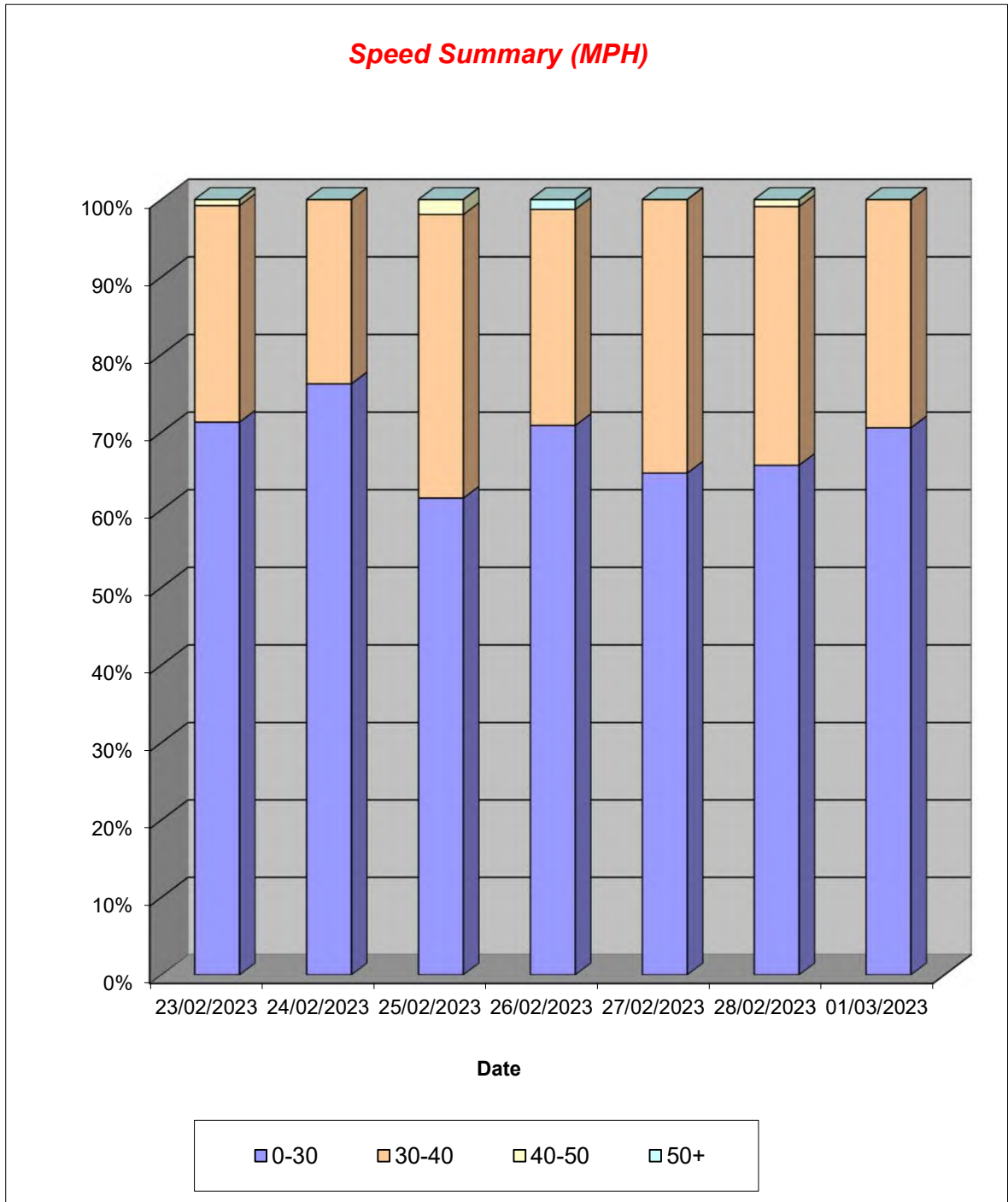
Produced by Road Data Services Ltd.

Channel 2 - Westbound

Speed Summary

Week 1

Speed (MPH)	23/02/2023 Thursday	24/02/2023 Friday	25/02/2023 Saturday	26/02/2023 Sunday	27/02/2023 Monday	28/02/2023 Tuesday	01/03/2023 Wednesday
0-30	92	106	64	56	79	73	72
30-40	36	33	38	22	43	37	30
40-50	1	0	2	0	0	1	0
50+	0	0	0	1	0	0	0
TOTAL	129	139	104	79	122	111	102



Lincolnshire ATC 66

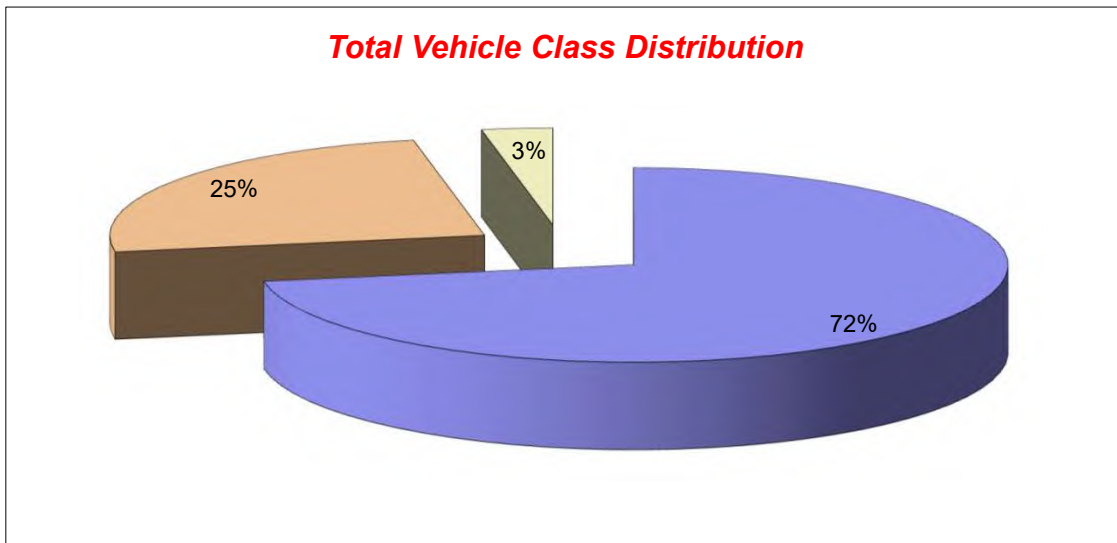
Produced by Road Data Services Ltd.

Channel 2 - Westbound

Vehicle Class

Week 1

Classes Day / Time	Car / LGV / Caravan - 1	OGV1 / Bus - 2,3,5,6,7,12	OGV2 - 4,8,9,10,11,13	TOTAL - 1-13
23/02/2023				
7-19	78	33	7	118
6-22	85	33	7	125
6-24	85	33	7	125
0-24	87	34	8	129
24/02/2023				
7-19	91	27	7	125
6-22	98	29	7	134
6-24	102	29	7	138
0-24	103	29	7	139
25/02/2023				
7-19	66	24	0	90
6-22	70	28	0	98
6-24	72	28	0	100
0-24	76	28	0	104
26/02/2023				
7-19	59	12	0	71
6-22	66	12	0	78
6-24	66	12	0	78
0-24	66	13	0	79
27/02/2023				
7-19	71	29	5	105
6-22	79	31	5	115
6-24	81	31	5	117
0-24	85	32	5	122
28/02/2023				
7-19	65	28	2	95
6-22	76	30	2	108
6-24	76	30	2	108
0-24	78	31	2	111
01/03/2023				
7-19	67	26	1	94
6-22	71	26	1	98
6-24	71	26	1	98
0-24	73	27	2	102
Average				
7-19	71	26	3	100
6-22	78	27	3	108
6-24	79	27	3	109
0-24	81	28	3	112



Lincolnshire ATC 69

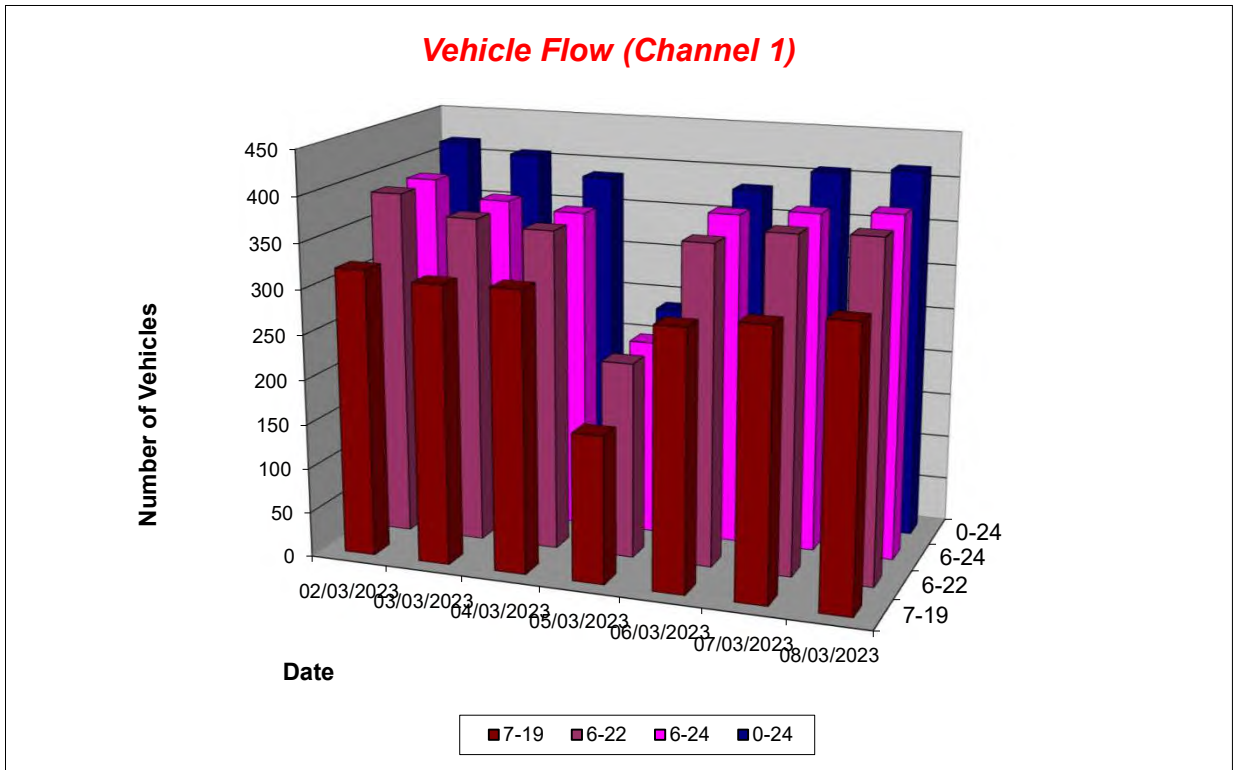
Produced by Road Data Services Ltd.

Channel 1 - Westbound

Vehicle Flow

Week 1

Hr Ending	02/03/2023 Thursday	03/03/2023 Friday	04/03/2023 Saturday	05/03/2023 Sunday	06/03/2023 Monday	07/03/2023 Tuesday	08/03/2023 Wednesday	Weekday Average	Average
1	5	2	0	0	0	1	2	2	1
2	1	0	0	0	0	1	2	1	1
3	3	3	0	0	1	3	2	2	2
4	3	4	1	1	2	3	6	4	3
5	10	7	7	7	4	11	9	8	8
6	7	22	17	9	4	10	10	11	11
7	50	40	40	42	54	57	50	50	48
8	26	14	14	4	19	18	20	19	16
9	29	24	32	7	33	28	29	29	26
10	17	24	39	12	19	14	21	19	21
11	13	18	35	14	7	16	18	14	17
12	15	22	44	17	12	17	18	17	21
13	13	18	20	9	12	18	10	14	14
14	23	20	24	22	14	15	15	17	19
15	28	21	18	4	17	16	14	19	17
16	30	23	9	10	19	24	31	25	21
17	29	30	11	5	27	17	31	27	21
18	56	42	23	33	52	41	47	48	42
19	41	55	44	27	57	74	55	56	50
20	10	5	1	8	5	9	6	7	6
21	2	5	4	4	7	7	5	5	5
22	5	4	0	1	3	2	6	4	3
23	1	4	1	0	6	1	6	4	3
24	0	0	2	1	8	4	1	3	2
7-19	320	311	313	164	288	298	309	305	286
6-22	387	365	358	219	357	373	376	372	348
6-24	388	369	361	220	371	378	383	378	353
0-24	417	407	386	237	382	407	414	405	379



Lincolnshire ATC 69

Produced by Road Data Services Ltd.

Channel 1 - Westbound

Average Speed

Week 1

Hr Ending	02/03/2023 Thursday	03/03/2023 Friday	04/03/2023 Saturday	05/03/2023 Sunday	06/03/2023 Monday	07/03/2023 Tuesday	08/03/2023 Wednesday
1	20.8	23.2	-	-	-	17.1	16.5
2	21.5	-	-	-	-	22.7	16.2
3	23.0	20.3	-	-	19.7	23.2	21.8
4	23.9	23.9	16.9	22.8	22.6	22.8	17.8
5	20.6	22.1	21.8	21.2	20.0	21.7	20.4
6	21.6	22.7	21.7	23.3	21.9	22.5	19.7
7	21.2	22.2	22.2	22.5	21.9	21.0	20.9
8	21.8	21.5	22.6	21.2	20.9	21.3	19.6
9	20.3	21.0	21.5	18.1	20.8	20.4	21.9
10	22.3	19.2	23.5	22.0	22.2	20.1	19.6
11	22.6	17.5	19.4	22.2	20.2	21.2	21.4
12	21.8	19.6	19.0	22.1	18.4	17.1	21.3
13	21.3	21.8	19.0	21.9	18.6	19.4	19.6
14	21.3	22.1	20.3	20.3	18.2	19.3	21.3
15	19.3	20.7	22.4	17.0	20.3	16.9	21.7
16	20.9	20.5	18.9	19.8	21.4	22.0	20.2
17	17.8	20.1	21.9	22.3	19.9	21.4	20.0
18	21.2	19.6	21.2	18.3	20.2	18.8	20.9
19	20.8	21.1	19.9	21.7	20.3	21.2	21.1
20	22.6	18.8	17.3	19.5	17.4	23.0	19.2
21	16.2	22.3	19.8	22.4	18.9	20.6	16.1
22	22.5	18.3	-	17.8	19.5	17.9	20.7
23	22.4	23.3	24.5	-	17.5	18.8	16.3
24	-	-	21.4	24.6	16.8	16.0	18.3

10-12	22.2	18.7	19.2	22.2	19.1	19.1	21.4
14-16	20.2	20.6	21.2	19.0	20.9	20.0	20.7
0-24	20.9	20.8	20.9	21.0	20.3	20.4	20.5

Average (ALL)	20.7
Weekday Inter-Peak	20.3

Channel 1 - Westbound

85th Percentile

Hr Ending	02/03/2023 Thursday	03/03/2023 Friday	04/03/2023 Saturday	05/03/2023 Sunday	06/03/2023 Monday	07/03/2023 Tuesday	08/03/2023 Wednesday
1	21.7	23.5	-	-	-	-	17.5
2	-	-	-	-	-	-	21.6
3	23.8	25.2	-	-	-	24.2	24.3
4	26.5	27.1	-	-	23.6	24.2	19.8
5	23.6	23.9	23.3	24.3	22.8	25.0	23.0
6	25.3	24.8	23.3	26.4	24.5	24.0	24.9
7	23.8	24.1	24.0	25.7	24.8	23.7	23.8
8	25.3	25.2	25.5	28.7	24.7	24.9	23.3
9	24.1	25.2	25.2	19.9	23.6	24.4	24.3
10	26.2	21.5	27.6	24.4	23.6	25.0	23.0
11	24.5	20.0	24.6	24.1	23.7	23.8	23.7
12	24.2	23.1	24.4	24.9	20.8	20.3	24.5
13	23.6	25.0	22.9	26.2	22.3	23.1	23.2
14	23.9	26.2	23.4	23.4	20.5	23.0	23.6
15	22.7	24.7	26.5	20.3	23.9	21.2	24.4
16	24.6	24.0	22.1	23.3	25.6	25.3	23.2
17	22.1	24.6	23.9	25.3	23.1	25.6	24.1
18	25.3	23.4	24.1	23.3	25.1	23.4	24.6
19	24.2	24.7	23.1	26.6	24.3	25.0	24.7
20	24.5	20.3	-	23.8	20.2	24.6	25.5
21	16.6	23.3	22.8	24.1	23.0	23.0	20.2
22	23.8	19.8	-	-	23.5	18.0	23.4
23	-	24.7	-	-	19.5	-	18.7
24	-	-	21.7	-	19.1	16.5	-

10-12	24.4	22.0	24.5	24.7	22.1	22.7	24.2
14-16	23.9	24.4	25.4	22.6	24.8	24.5	23.7
0-24	24.5	24.4	24.9	25.1	24.1	24.3	24.1

85th %ile (ALL)	24.5
Weekday Inter-Peak	23.9

Lincolnshire ATC 69

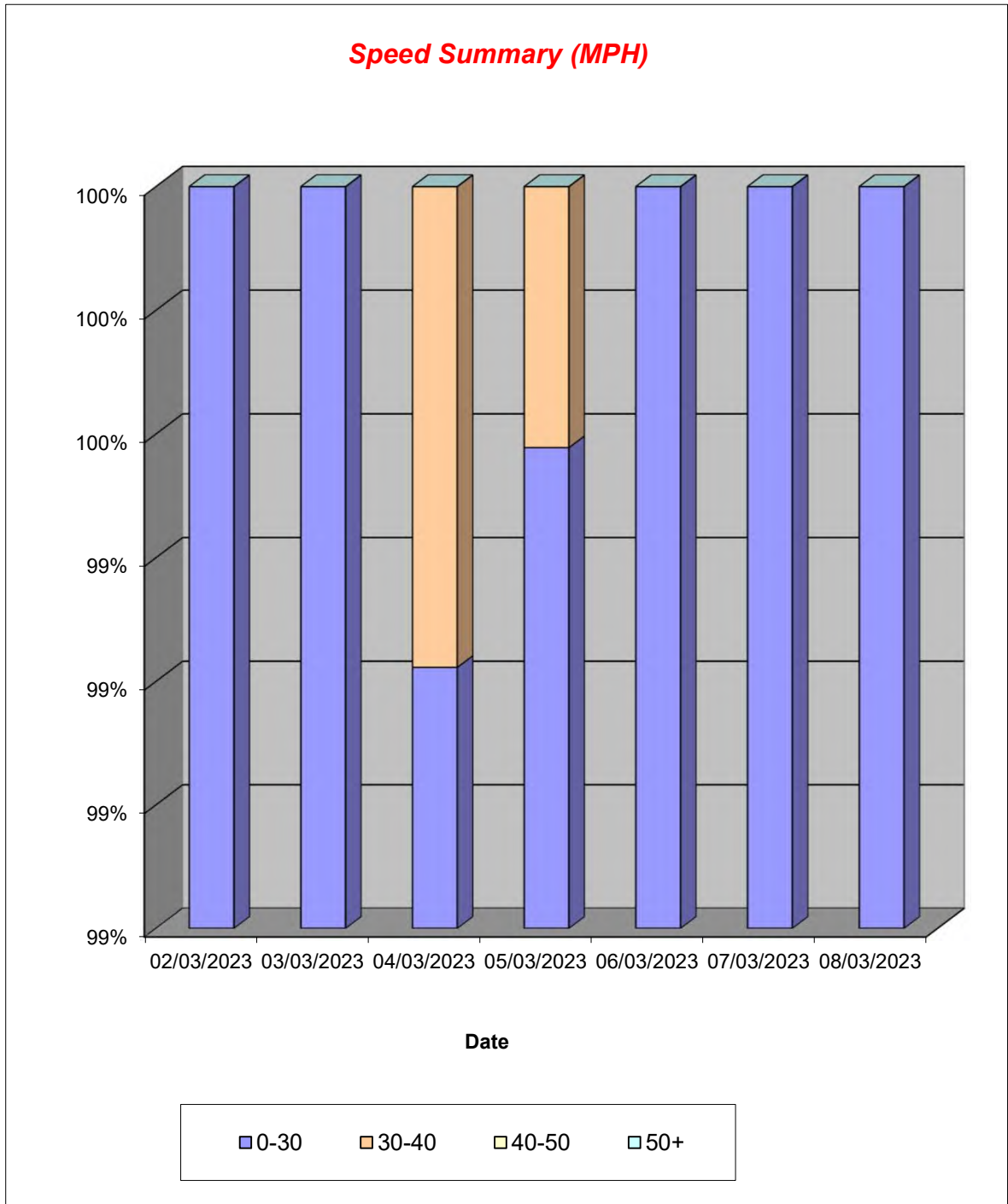
Produced by Road Data Services Ltd.

Channel 1 - Westbound

Speed Summary

Week 1

Speed (MPH)	02/03/2023 Thursday	03/03/2023 Friday	04/03/2023 Saturday	05/03/2023 Sunday	06/03/2023 Monday	07/03/2023 Tuesday	08/03/2023 Wednesday
0-30	417	407	383	236	382	407	414
30-40	0	0	3	1	0	0	0
40-50	0	0	0	0	0	0	0
50+	0	0	0	0	0	0	0
TOTAL	417	407	386	237	382	407	414



Lincolnshire ATC 69

Produced by Road Data Services Ltd.

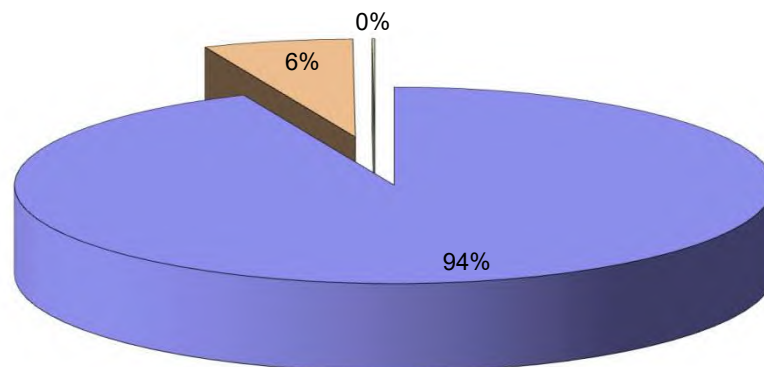
Channel 1 - Westbound

Vehicle Class

Week 1

Classes Day / Time	Car / LGV / Caravan - 1	OGV1 / Bus - 2,3,5,6,7,12	OGV2 - 4,8,9,10,11,13	TOTAL - 1-13
02/03/2023				
7-19	306	14	0	320
6-22	365	22	0	387
6-24	366	22	0	388
0-24	394	23	0	417
03/03/2023				
7-19	294	17	0	311
6-22	342	23	0	365
6-24	346	23	0	369
0-24	384	23	0	407
04/03/2023				
7-19	294	19	0	313
6-22	338	20	0	358
6-24	341	20	0	361
0-24	365	21	0	386
05/03/2023				
7-19	152	12	0	164
6-22	204	15	0	219
6-24	205	15	0	220
0-24	220	17	0	237
06/03/2023				
7-19	260	28	0	288
6-22	323	34	0	357
6-24	336	35	0	371
0-24	347	35	0	382
07/03/2023				
7-19	277	18	3	298
6-22	349	21	3	373
6-24	354	21	3	378
0-24	382	22	3	407
08/03/2023				
7-19	290	19	0	309
6-22	351	25	0	376
6-24	357	26	0	383
0-24	386	28	0	414
Average				
7-19	268	18	0	286
6-22	325	23	0	348
6-24	329	23	0	353
0-24	354	24	0	379

Total Vehicle Class Distribution



Lincolnshire ATC 69

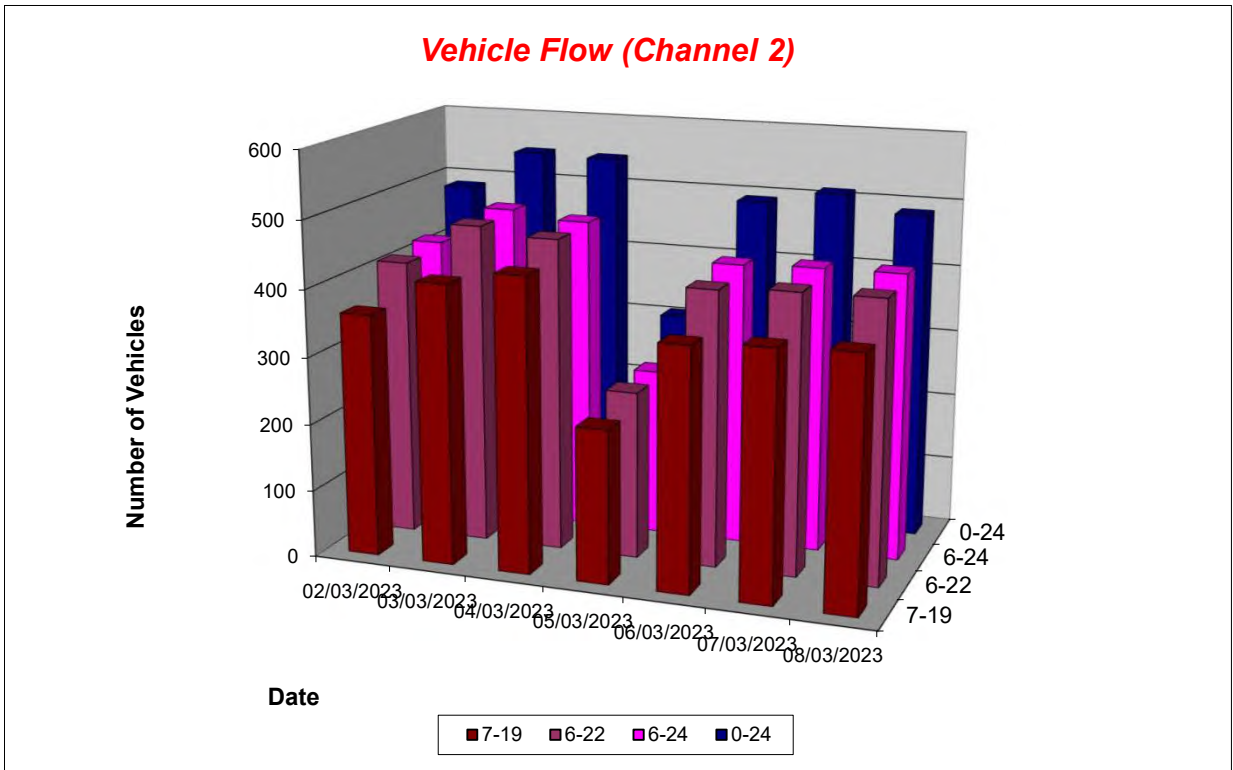
Produced by Road Data Services Ltd.

Channel 2 - Eastbound

Vehicle Flow

Week 1

Hr Ending	02/03/2023 Thursday	03/03/2023 Friday	04/03/2023 Saturday	05/03/2023 Sunday	06/03/2023 Monday	07/03/2023 Tuesday	08/03/2023 Wednesday	Weekday Average	Average
1	2	3	0	3	0	1	3	2	2
2	0	1	0	0	0	0	0	0	0
3	0	0	0	0	1	3	1	1	1
4	1	2	0	1	0	0	0	1	1
5	0	0	0	2	1	0	0	0	0
6	62	61	75	51	69	82	57	66	65
7	19	21	6	4	15	15	14	17	13
8	23	19	2	2	25	23	20	22	16
9	45	52	16	14	39	34	40	42	34
10	33	19	31	6	20	21	25	24	22
11	8	26	39	12	22	16	26	20	21
12	10	22	52	19	12	29	18	18	23
13	24	18	58	12	19	27	21	22	26
14	29	32	41	16	21	15	21	24	25
15	22	16	38	22	28	27	16	22	24
16	33	41	37	17	27	34	32	33	32
17	29	45	26	11	38	25	35	34	30
18	85	103	86	91	94	101	91	95	93
19	20	23	11	6	14	14	25	19	16
20	19	21	16	11	20	20	25	21	19
21	6	9	3	5	1	10	6	6	6
22	8	9	3	1	15	5	2	8	6
23	6	3	2	0	8	4	6	5	4
24	2	0	1	0	3	5	3	3	2
7-19	361	416	437	228	359	366	370	374	362
6-22	413	476	465	249	410	416	417	426	407
6-24	421	479	468	249	421	425	426	434	413
0-24	486	546	543	306	492	511	487	504	482



Lincolnshire ATC 69

Produced by Road Data Services Ltd.

Channel 2 - Eastbound

Average Speed

Week 1

Hr Ending	02/03/2023 Thursday	03/03/2023 Friday	04/03/2023 Saturday	05/03/2023 Sunday	06/03/2023 Monday	07/03/2023 Tuesday	08/03/2023 Wednesday
1	16.2	15.7	-	22.1	-	19.8	14.8
2	-	19.3	-	-	-	-	-
3	-	-	-	-	24.7	18.8	21.7
4	15.4	18.5	-	21.7	-	-	-
5	-	-	-	22.7	15.3	-	-
6	18.6	20.1	19.6	20.8	18.9	18.9	18.6
7	15.0	17.1	18.5	17.0	19.4	17.2	18.1
8	18.7	21.9	10.4	17.5	20.5	18.3	18.4
9	20.8	20.3	12.6	13.9	17.6	17.7	17.9
10	17.2	22.8	12.4	17.4	17.8	17.8	17.4
11	16.6	15.1	16.0	16.2	13.0	16.6	17.8
12	17.9	17.7	15.9	14.3	17.8	14.9	15.6
13	12.7	18.2	16.2	13.1	15.3	16.6	17.4
14	13.4	14.5	13.1	15.2	15.5	17.2	17.4
15	16.3	19.0	12.9	17.5	13.5	13.5	16.7
16	16.4	15.7	15.5	17.0	17.7	15.6	17.2
17	17.4	17.6	12.8	20.1	15.5	17.7	15.9
18	17.3	17.4	16.8	17.6	17.6	15.6	17.8
19	28.0	18.1	17.4	17.3	17.9	18.6	13.9
20	43.5	21.6	17.6	23.5	17.6	17.0	17.3
21	37.7	20.4	17.5	21.6	5.9	20.9	15.7
22	22.4	18.4	17.8	19.9	18.8	16.9	19.9
23	19.7	23.0	22.1	-	21.6	22.5	18.3
24	20.3	-	20.7	-	20.0	19.8	17.6

10-12	17.3	16.3	15.9	15.0	14.7	15.5	16.9
14-16	16.4	16.6	14.2	17.3	15.6	14.7	17.1
0-24	19.0	18.3	15.8	17.8	17.3	17.0	17.3

Average (ALL)	17.5
Weekday Inter-Peak	16.0

Channel 2 - Eastbound

85th Percentile

Hr Ending	02/03/2023 Thursday	03/03/2023 Friday	04/03/2023 Saturday	05/03/2023 Sunday	06/03/2023 Monday	07/03/2023 Tuesday	08/03/2023 Wednesday
1	17.1	15.9	-	23.4	-	-	21.7
2	-	-	-	-	-	-	-
3	-	-	-	-	-	22.8	-
4	-	19.4	-	-	-	-	-
5	-	-	-	23.6	-	-	-
6	22.3	23.7	22.7	24.6	22.7	22.1	22.6
7	18.6	19.6	20.4	18.3	23.2	21.8	22.0
8	20.8	24.1	15.3	17.8	23.4	21.5	21.1
9	23.8	23.3	14.2	17.2	20.2	20.8	20.2
10	18.8	24.3	13.9	20.7	20.3	20.1	19.2
11	19.0	18.5	18.9	19.9	15.4	19.0	21.4
12	20.5	19.5	18.6	17.7	19.8	18.0	19.1
13	14.9	19.7	18.8	14.6	18.4	19.5	19.6
14	16.4	17.8	15.8	17.9	19.4	19.2	18.9
15	19.0	21.9	15.2	18.9	16.3	15.8	18.8
16	19.6	18.7	18.2	18.5	20.4	19.4	18.8
17	19.2	19.9	16.0	22.4	19.0	20.0	19.6
18	21.6	19.1	20.7	19.4	21.3	18.3	21.3
19	45.1	19.4	18.9	18.5	19.5	20.5	16.4
20	50.4	23.8	18.9	25.6	20.8	18.9	19.3
21	39.0	23.2	19.0	22.1	-	23.1	17.8
22	29.1	19.5	20.2	-	22.3	18.1	21.1
23	22.2	25.1	23.9	-	22.6	24.7	21.8
24	20.9	-	-	-	23.4	23.2	18.5

10-12	19.9	19.4	18.7	18.6	18.0	18.5	20.6
14-16	19.4	20.0	17.0	18.7	19.1	18.1	18.9
0-24	27.0	21.7	19.5	21.5	21.2	20.4	20.6

85th %ile (ALL)	22.1
Weekday Inter-Peak	19.3

Lincolnshire ATC 69

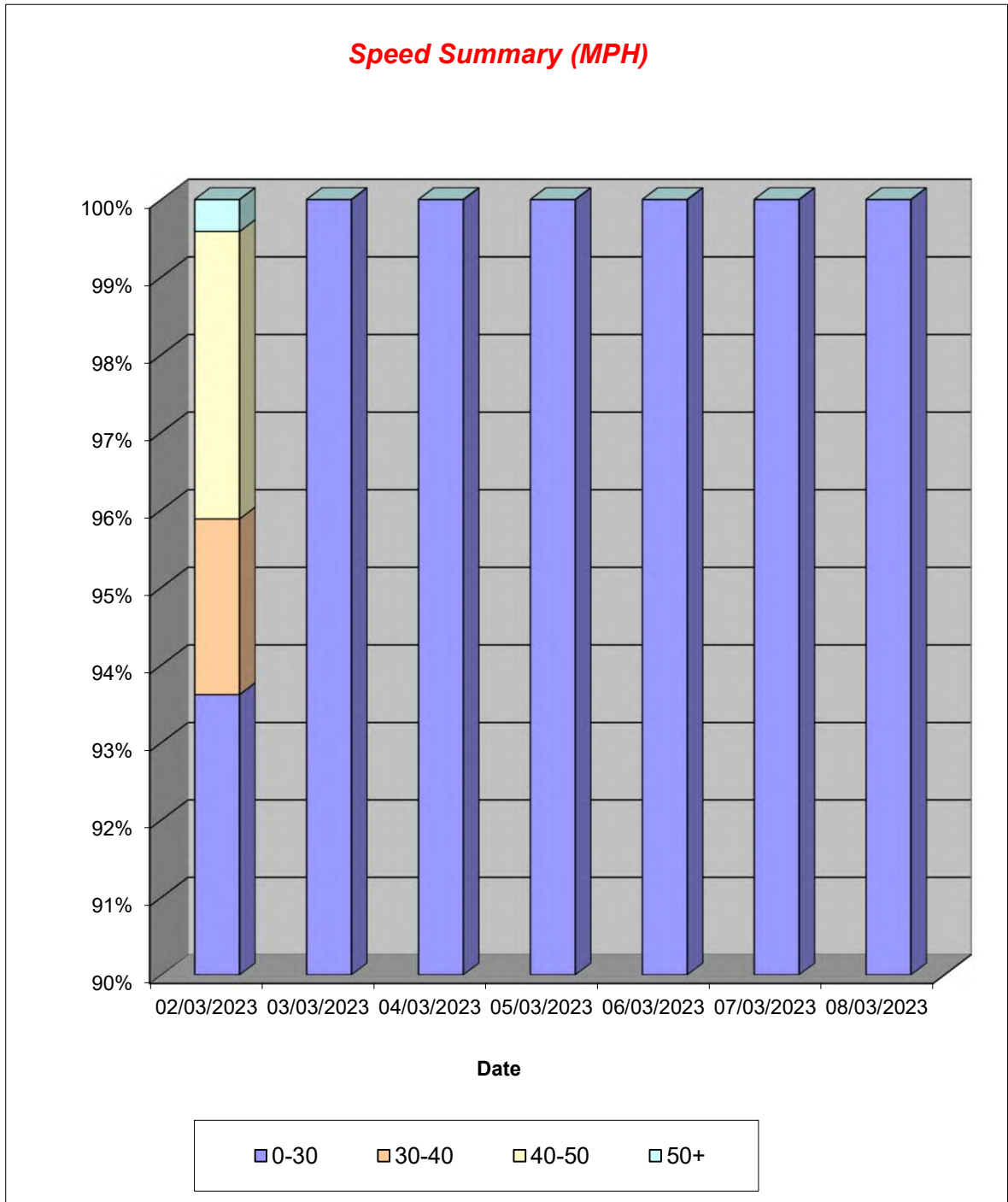
Produced by Road Data Services Ltd.

Channel 2 - Eastbound

Speed Summary

Week 1

Speed (MPH)	02/03/2023 Thursday	03/03/2023 Friday	04/03/2023 Saturday	05/03/2023 Sunday	06/03/2023 Monday	07/03/2023 Tuesday	08/03/2023 Wednesday
0-30	455	546	543	306	492	511	487
30-40	11	0	0	0	0	0	0
40-50	18	0	0	0	0	0	0
50+	2	0	0	0	0	0	0
TOTAL	486	546	543	306	492	511	487



Lincolnshire ATC 69

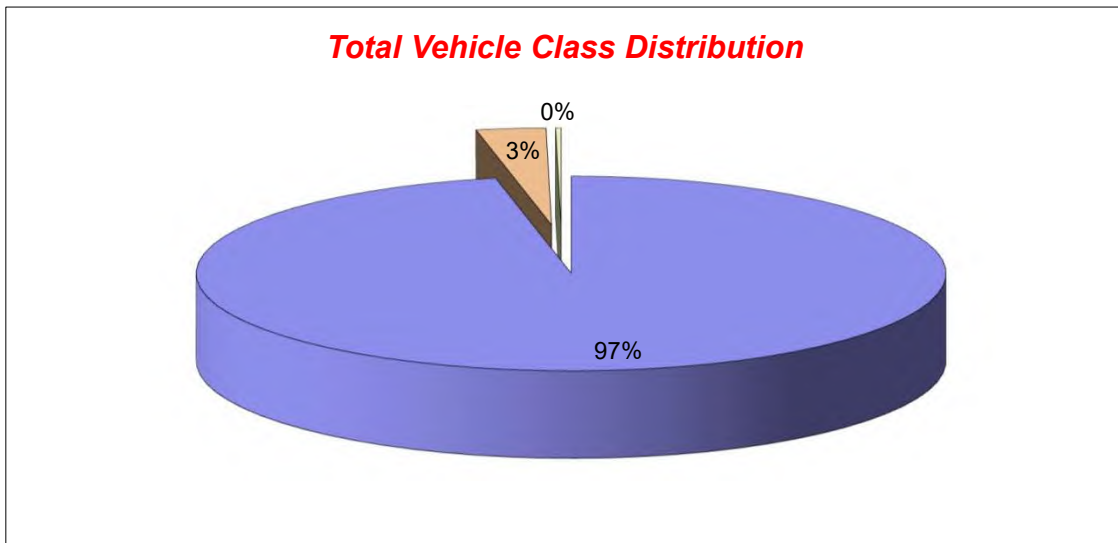
Produced by Road Data Services Ltd.

Channel 2 - Eastbound

Vehicle Class

Week 1

Classes Day / Time	Car / LGV / Caravan - 1	OGV1 / Bus - 2,3,5,6,7,12	OGV2 - 4,8,9,10,11,13	TOTAL - 1-13
02/03/2023				
7-19	354	6	1	361
6-22	403	9	1	413
6-24	411	9	1	421
0-24	472	12	2	486
03/03/2023				
7-19	407	7	2	416
6-22	463	11	2	476
6-24	466	11	2	479
0-24	528	16	2	546
04/03/2023				
7-19	433	3	1	437
6-22	460	4	1	465
6-24	462	5	1	468
0-24	535	7	1	543
05/03/2023				
7-19	225	2	1	228
6-22	244	4	1	249
6-24	244	4	1	249
0-24	298	7	1	306
06/03/2023				
7-19	349	8	2	359
6-22	397	11	2	410
6-24	407	12	2	421
0-24	473	17	2	492
07/03/2023				
7-19	356	10	0	366
6-22	400	16	0	416
6-24	408	17	0	425
0-24	489	22	0	511
08/03/2023				
7-19	359	11	0	370
6-22	405	12	0	417
6-24	412	14	0	426
0-24	467	20	0	487
Average				
7-19	355	7	1	362
6-22	396	10	1	407
6-24	401	10	1	413
0-24	466	14	1	482



Lincolnshire ATC 70

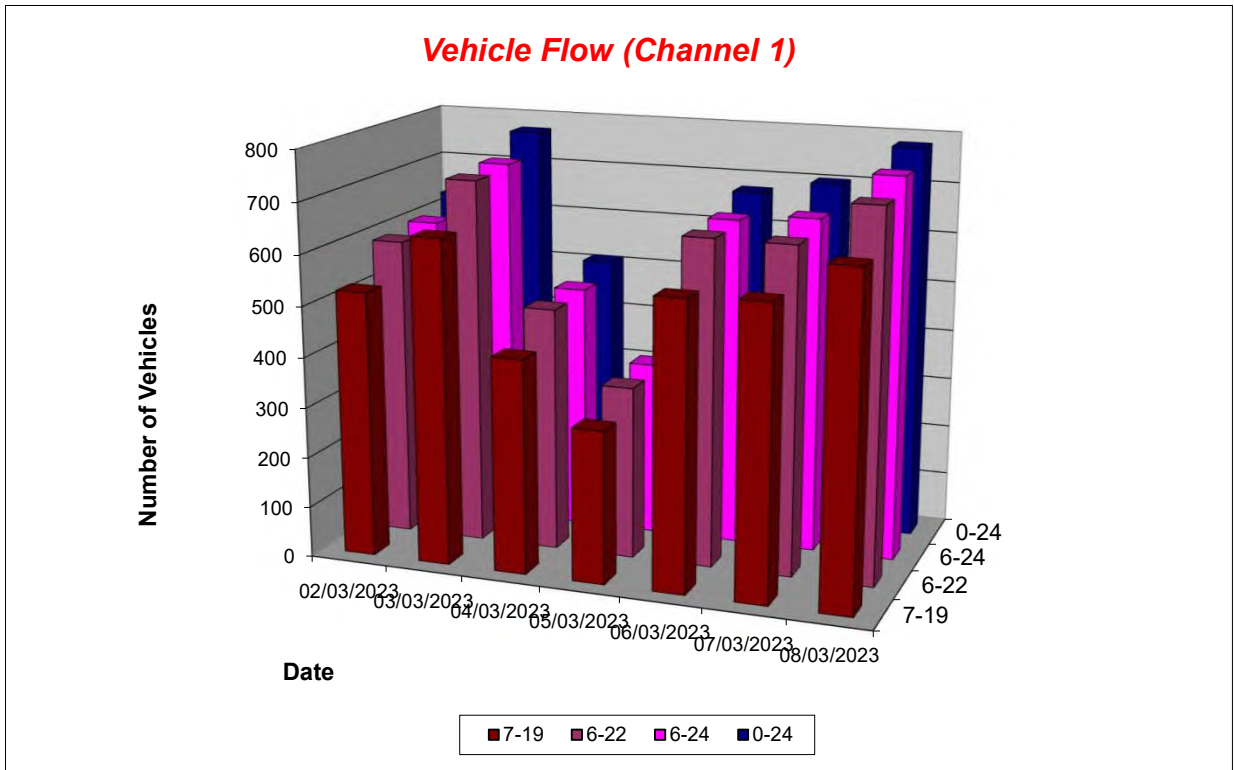
Produced by Road Data Services Ltd.

Channel 1 - Northbound

Vehicle Flow

Week 1

Hr Ending	02/03/2023 Thursday	03/03/2023 Friday	04/03/2023 Saturday	05/03/2023 Sunday	06/03/2023 Monday	07/03/2023 Tuesday	08/03/2023 Wednesday	Weekday Average	Average
1	2	4	1	6	1	1	0	2	2
2	2	0	2	1	1	1	5	2	2
3	2	3	1	1	2	3	3	3	2
4	2	3	4	1	4	1	3	3	3
5	4	5	2	1	5	8	6	6	4
6	21	26	14	5	13	25	12	19	17
7	32	50	28	12	30	27	31	34	30
8	48	56	27	8	56	59	67	57	46
9	83	84	32	20	84	90	97	88	70
10	37	33	59	29	46	37	44	39	41
11	33	37	58	18	33	33	37	35	36
12	37	26	36	26	43	48	39	39	36
13	33	48	50	37	28	38	33	36	38
14	27	44	34	32	29	40	43	37	36
15	33	56	32	34	45	23	43	40	38
16	63	75	26	18	63	60	84	69	56
17	50	71	31	37	65	61	61	62	54
18	55	81	22	25	43	60	62	60	50
19	26	30	16	17	30	22	37	29	25
20	15	15	18	14	25	24	17	19	18
21	12	10	10	9	13	9	19	13	12
22	8	7	3	5	11	12	12	10	8
23	5	4	2	1	2	8	24	9	7
24	4	3	3	4	3	11	3	5	4
7-19	525	641	423	301	565	571	647	590	525
6-22	592	723	482	341	644	643	726	666	593
6-24	601	730	487	346	649	662	753	679	604
0-24	634	771	511	361	675	701	782	713	634



Lincolnshire ATC 70

Produced by Road Data Services Ltd.

Channel 1 - Northbound

Average Speed

Week 1

Hr Ending	02/03/2023 Thursday	03/03/2023 Friday	04/03/2023 Saturday	05/03/2023 Sunday	06/03/2023 Monday	07/03/2023 Tuesday	08/03/2023 Wednesday
1	28.1	34.4	37.7	41.5	33.5	36.0	-
2	32.1	-	34.4	32.7	33.9	34.2	33.7
3	39.7	34.4	31.8	29.7	44.4	32.9	30.8
4	43.0	35.1	33.8	39.3	37.1	46.4	39.0
5	36.2	37.0	31.3	53.0	36.7	38.1	31.2
6	37.9	36.0	38.4	34.9	38.3	36.0	34.0
7	39.1	39.1	35.0	38.3	38.8	37.3	37.6
8	38.6	36.7	38.2	39.0	36.3	37.6	35.7
9	36.8	37.5	34.9	35.7	35.8	36.5	35.7
10	37.0	37.2	34.0	36.6	34.9	35.8	37.7
11	37.1	35.3	36.1	35.5	35.6	36.3	34.5
12	33.8	34.3	36.4	36.4	36.3	36.6	35.9
13	36.4	37.1	37.1	37.0	35.7	37.3	36.0
14	38.1	36.9	36.3	36.4	35.9	37.2	35.4
15	39.4	36.7	37.1	35.6	35.7	39.0	36.3
16	36.4	36.3	38.2	36.4	35.9	37.0	38.8
17	36.8	37.8	37.9	36.3	38.0	38.5	38.3
18	37.9	37.5	36.5	37.8	38.0	37.3	38.2
19	39.3	37.2	39.7	36.9	35.7	38.7	34.3
20	39.0	34.6	30.1	39.4	36.4	37.4	34.8
21	37.5	38.9	41.8	41.5	38.0	37.8	34.1
22	41.3	36.5	51.3	31.1	34.8	38.7	36.3
23	42.6	42.8	21.5	36.5	33.4	36.0	36.0
24	36.7	31.2	36.0	41.2	33.0	36.2	32.9

10-12	35.4	34.9	36.2	36.0	36.0	36.5	35.2
14-16	37.4	36.4	37.6	35.9	35.8	37.5	38.0
0-24	37.4	37.0	36.3	36.9	36.4	37.2	36.4

Average (ALL)	36.8
Weekday Inter-Peak	36.5

Channel 1 - Northbound

85th Percentile

Hr Ending	02/03/2023 Thursday	03/03/2023 Friday	04/03/2023 Saturday	05/03/2023 Sunday	06/03/2023 Monday	07/03/2023 Tuesday	08/03/2023 Wednesday
1	31.2	36.8	-	47.8	-	-	-
2	33.3	-	36.1	-	-	-	39.4
3	46.1	40.3	-	-	49.7	39.5	35.7
4	45.0	41.1	37.0	-	43.5	-	40.5
5	38.5	40.2	34.2	-	43.3	46.6	34.3
6	44.8	41.2	45.2	42.6	44.1	42.2	37.3
7	47.7	46.2	43.5	44.2	44.2	43.2	43.3
8	45.7	43.8	44.6	49.0	41.9	43.2	42.9
9	43.3	43.4	41.2	41.6	43.5	43.0	42.8
10	42.8	44.4	40.2	44.4	40.8	41.4	43.8
11	42.9	42.3	42.4	40.8	40.9	42.7	41.2
12	42.8	40.5	42.5	42.5	42.4	42.8	41.7
13	43.7	43.4	43.4	44.4	41.2	43.0	39.4
14	44.3	43.8	43.7	42.8	42.8	45.6	40.9
15	46.2	43.0	42.9	42.8	42.6	44.5	42.9
16	41.2	42.7	44.1	39.8	40.8	44.2	44.2
17	42.2	43.7	46.1	40.8	44.4	44.6	43.1
18	43.1	43.5	41.1	43.8	44.2	44.0	45.1
19	45.4	43.2	44.9	43.7	42.1	46.6	40.0
20	43.3	40.9	39.3	44.4	39.5	43.0	39.1
21	41.5	47.9	48.9	46.4	42.7	44.5	41.7
22	47.4	43.5	64.8	39.4	44.8	45.4	41.2
23	48.1	46.7	25.7	-	36.7	37.9	43.0
24	41.0	32.1	40.1	47.8	36.9	44.4	37.9

10-12	43.2	41.6	42.4	41.8	41.7	42.7	41.5
14-16	43.2	42.8	43.4	42.1	41.6	44.3	44.0
0-24	44.0	43.5	43.4	43.5	42.7	43.7	42.7

85th %ile (ALL)	43.3
Weekday Inter-Peak	42.9

Lincolnshire ATC 70

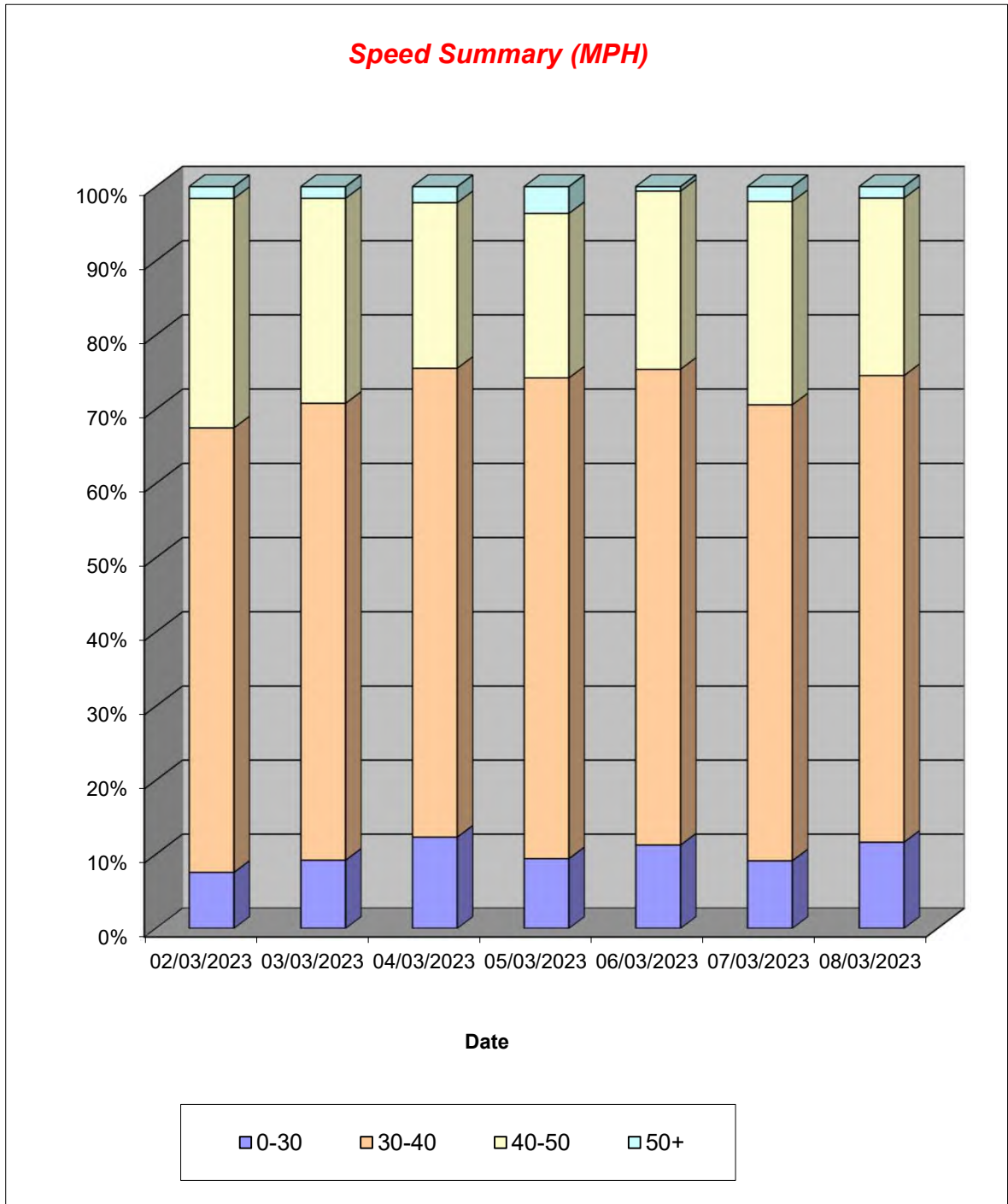
Produced by Road Data Services Ltd.

Channel 1 - Northbound

Speed Summary

Week 1

Speed (MPH)	02/03/2023 Thursday	03/03/2023 Friday	04/03/2023 Saturday	05/03/2023 Sunday	06/03/2023 Monday	07/03/2023 Tuesday	08/03/2023 Wednesday
0-30	48	71	63	34	76	64	91
30-40	380	475	323	234	433	431	492
40-50	196	213	114	80	162	192	187
50+	10	12	11	13	4	14	12
TOTAL	634	771	511	361	675	701	782



Lincolnshire ATC 70

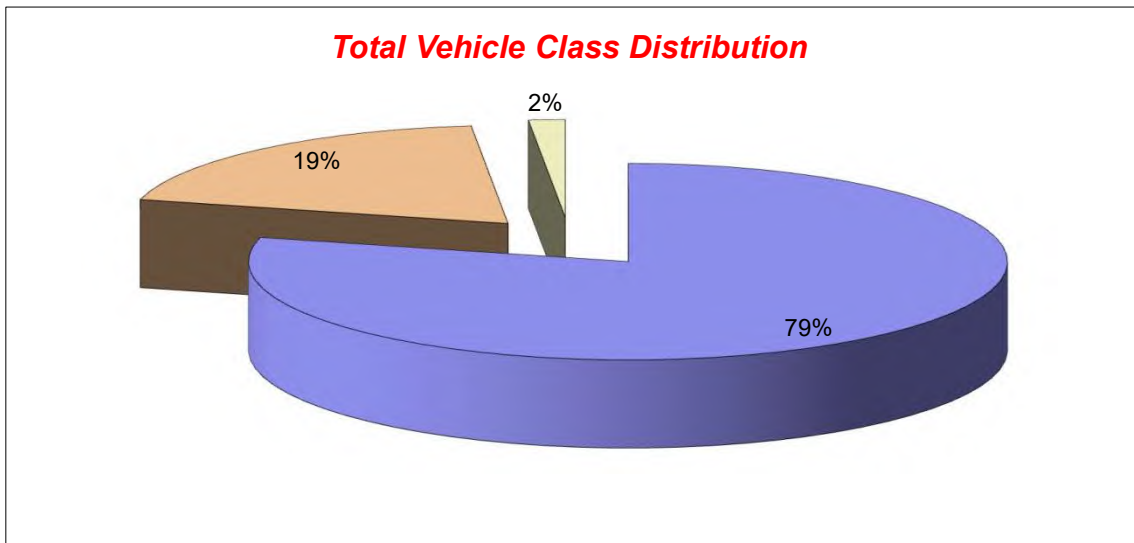
Produced by Road Data Services Ltd.

Channel 1 - Northbound

Vehicle Class

Week 1

Classes Day / Time	Car / LGV / Caravan - 1	OGV1 / Bus - 2,3,5,6,7,12	OGV2 - 4,8,9,10,11,13	TOTAL - 1-13
02/03/2023				
7-19	420	103	2	525
6-22	473	117	2	592
6-24	476	122	3	601
0-24	494	134	6	634
03/03/2023				
7-19	504	134	3	641
6-22	568	150	5	723
6-24	574	151	5	730
0-24	605	158	8	771
04/03/2023				
7-19	365	55	3	423
6-22	416	63	3	482
6-24	421	63	3	487
0-24	439	68	4	511
05/03/2023				
7-19	251	48	2	301
6-22	287	52	2	341
6-24	291	53	2	346
0-24	300	58	3	361
06/03/2023				
7-19	433	124	8	565
6-22	497	137	10	644
6-24	499	139	11	649
0-24	517	145	13	675
07/03/2023				
7-19	437	118	16	571
6-22	495	130	18	643
6-24	506	135	21	662
0-24	531	146	24	701
08/03/2023				
7-19	502	139	6	647
6-22	572	147	7	726
6-24	595	149	9	753
0-24	615	156	11	782
Average				
7-19	416	103	6	525
6-22	473	114	7	593
6-24	480	116	8	604
0-24	500	124	10	634



Lincolnshire ATC 70

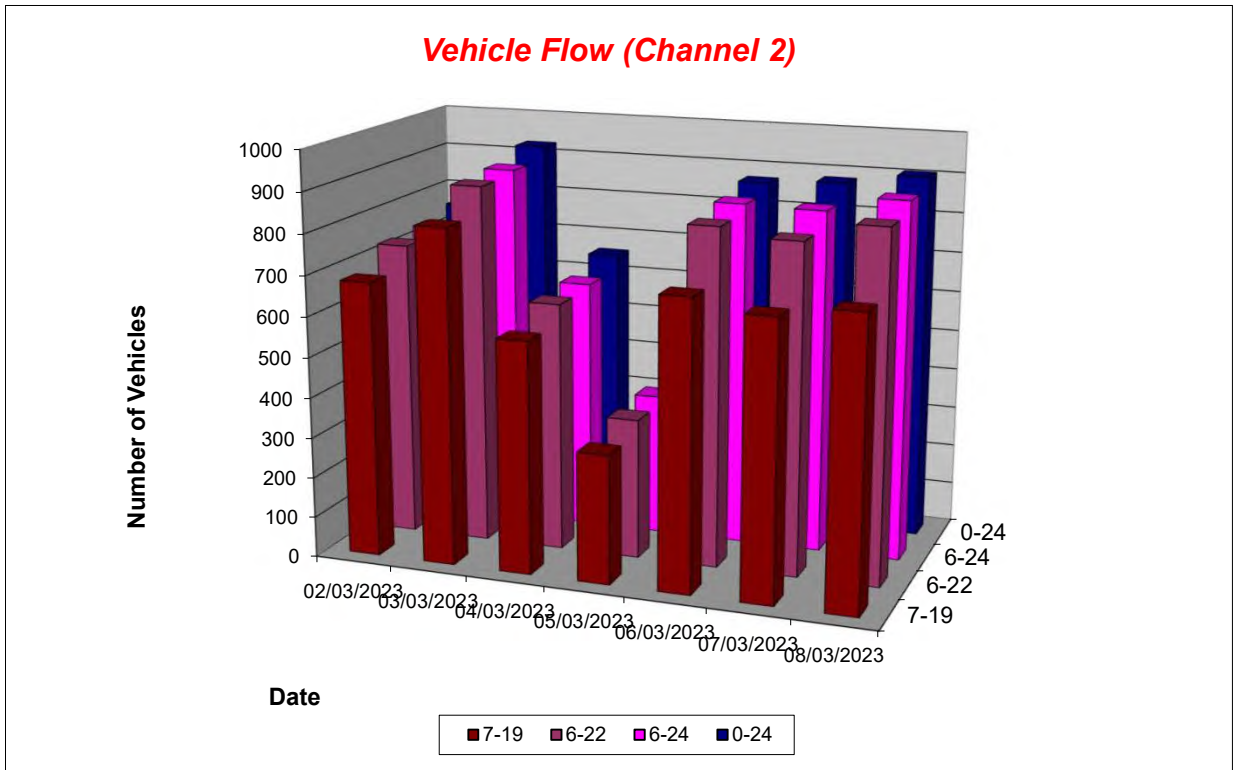
Produced by Road Data Services Ltd.

Channel 2 - Southbound

Vehicle Flow

Week 1

Hr Ending	02/03/2023 Thursday	03/03/2023 Friday	04/03/2023 Saturday	05/03/2023 Sunday	06/03/2023 Monday	07/03/2023 Tuesday	08/03/2023 Wednesday	Weekday Average	Average
1	1	1	2	6	1	6	2	2	3
2	1	6	2	2	2	3	3	3	3
3	2	1	2	1	1	2	1	1	1
4	1	3	4	0	0	1	2	1	2
5	5	7	2	4	3	5	3	5	4
6	12	11	21	8	11	16	11	12	13
7	16	22	18	4	21	14	15	18	16
8	56	51	26	5	52	49	44	50	40
9	106	81	48	11	89	81	81	88	71
10	40	58	39	22	53	50	54	51	45
11	35	53	66	15	43	51	47	46	44
12	57	47	84	34	43	49	45	48	51
13	47	51	73	36	43	50	42	47	49
14	31	52	41	48	46	34	44	41	42
15	36	53	45	37	55	43	61	50	47
16	73	107	50	27	76	81	97	87	73
17	90	125	46	31	107	96	84	100	83
18	79	97	34	35	63	66	70	75	63
19	31	52	21	18	40	31	39	39	33
20	20	21	11	12	52	47	58	40	32
21	8	15	8	10	30	39	52	29	23
22	6	5	6	2	20	31	26	18	14
23	5	3	4	4	11	25	19	13	10
24	4	5	3	0	7	10	6	6	5
7-19	681	827	573	319	710	681	708	721	643
6-22	731	890	616	347	833	812	859	825	727
6-24	740	898	623	351	851	847	884	844	742
0-24	762	927	656	372	869	880	906	869	767



Lincolnshire ATC 70

Produced by Road Data Services Ltd.

Channel 2 - Southbound

Average Speed

Week 1

Hr Ending	02/03/2023 Thursday	03/03/2023 Friday	04/03/2023 Saturday	05/03/2023 Sunday	06/03/2023 Monday	07/03/2023 Tuesday	08/03/2023 Wednesday
1	39.6	37.6	36.2	33.2	40.8	36.9	36.6
2	30.8	32.7	38.5	34.9	34.8	31.7	37.1
3	35.8	32.9	22.3	31.2	39.1	31.8	36.4
4	28.1	37.7	36.7	-	-	35.5	34.9
5	35.6	35.4	37.6	33.8	33.5	34.9	33.0
6	33.7	33.1	31.3	32.8	32.9	34.4	32.3
7	36.1	34.2	30.7	36.4	30.9	33.7	31.3
8	35.0	33.7	35.1	33.2	31.9	34.3	34.9
9	33.7	35.0	31.9	31.4	33.1	32.2	33.0
10	33.6	33.2	31.0	33.6	31.7	33.0	33.8
11	29.2	31.3	33.2	32.1	33.7	31.7	30.6
12	32.1	34.5	32.5	34.8	32.8	30.8	32.8
13	33.8	32.3	34.6	34.7	30.0	32.5	31.5
14	33.7	34.3	32.4	33.9	32.6	31.8	33.2
15	32.5	34.0	31.4	32.8	32.0	33.1	31.2
16	33.2	31.9	33.0	33.7	33.3	34.5	34.3
17	34.8	34.3	32.1	31.0	32.9	33.6	34.2
18	34.2	35.1	32.7	33.6	34.4	34.0	35.0
19	35.5	32.4	33.8	35.4	33.4	32.6	30.9
20	37.2	33.9	27.8	37.3	33.0	33.2	31.7
21	32.6	34.7	35.1	35.7	33.1	34.9	28.9
22	38.9	34.0	36.1	40.5	34.4	32.3	31.7
23	38.3	35.7	34.8	38.0	33.3	31.5	30.6
24	35.1	38.6	38.6	-	33.9	31.8	34.3

10-12	31.0	32.8	32.8	34.0	33.2	31.2	31.7
14-16	33.0	32.6	32.2	33.2	32.7	34.0	33.1
0-24	33.9	33.7	32.7	33.8	32.8	33.1	32.7

Average (ALL)	33.2
Weekday Inter-Peak	32.6

Channel 2 - Southbound

85th Percentile

Hr Ending	02/03/2023 Thursday	03/03/2023 Friday	04/03/2023 Saturday	05/03/2023 Sunday	06/03/2023 Monday	07/03/2023 Tuesday	08/03/2023 Wednesday
1	-	-	41.5	36.5	-	41.2	42.8
2	-	41.0	43.0	36.1	42.1	37.2	39.7
3	36.3	-	29.6	-	-	36.5	-
4	-	40.4	41.5	-	-	-	37.1
5	38.6	40.5	38.6	40.5	38.2	37.1	36.2
6	39.0	40.3	35.1	35.7	36.2	39.7	37.6
7	40.3	40.2	38.9	37.5	39.3	40.1	36.3
8	40.1	39.0	41.9	35.2	36.1	39.9	39.9
9	39.2	39.4	36.0	38.4	38.2	37.9	37.3
10	37.7	38.5	36.2	38.6	36.0	38.8	38.8
11	35.6	36.6	38.1	37.6	37.2	37.4	37.1
12	36.9	39.5	37.3	41.1	38.9	35.4	37.9
13	39.3	37.3	39.6	39.7	35.8	38.1	37.1
14	38.8	38.9	38.1	38.7	38.1	38.6	38.6
15	36.0	38.9	37.6	37.1	37.4	39.3	37.7
16	38.1	37.2	38.0	39.4	39.9	39.6	39.5
17	39.6	38.8	36.8	35.6	37.8	39.1	39.9
18	39.4	40.1	38.8	38.3	38.7	38.5	40.2
19	41.6	36.3	40.0	40.3	37.9	37.6	36.4
20	42.2	41.7	37.7	41.7	38.1	37.7	37.2
21	36.0	38.7	39.5	41.9	37.8	40.3	34.0
22	45.8	38.3	39.3	44.9	39.4	38.0	35.3
23	44.3	40.1	35.4	43.9	36.9	36.4	34.6
24	39.2	40.5	39.2	-	40.8	36.1	38.8

10-12	36.6	38.2	37.6	40.2	38.2	36.4	37.7
14-16	37.5	37.9	37.8	38.2	38.8	39.5	39.1
0-24	39.2	38.9	38.3	39.1	38.1	38.6	38.3

85th %ile (ALL)	38.6
Weekday Inter-Peak	38.2

Lincolnshire ATC 70

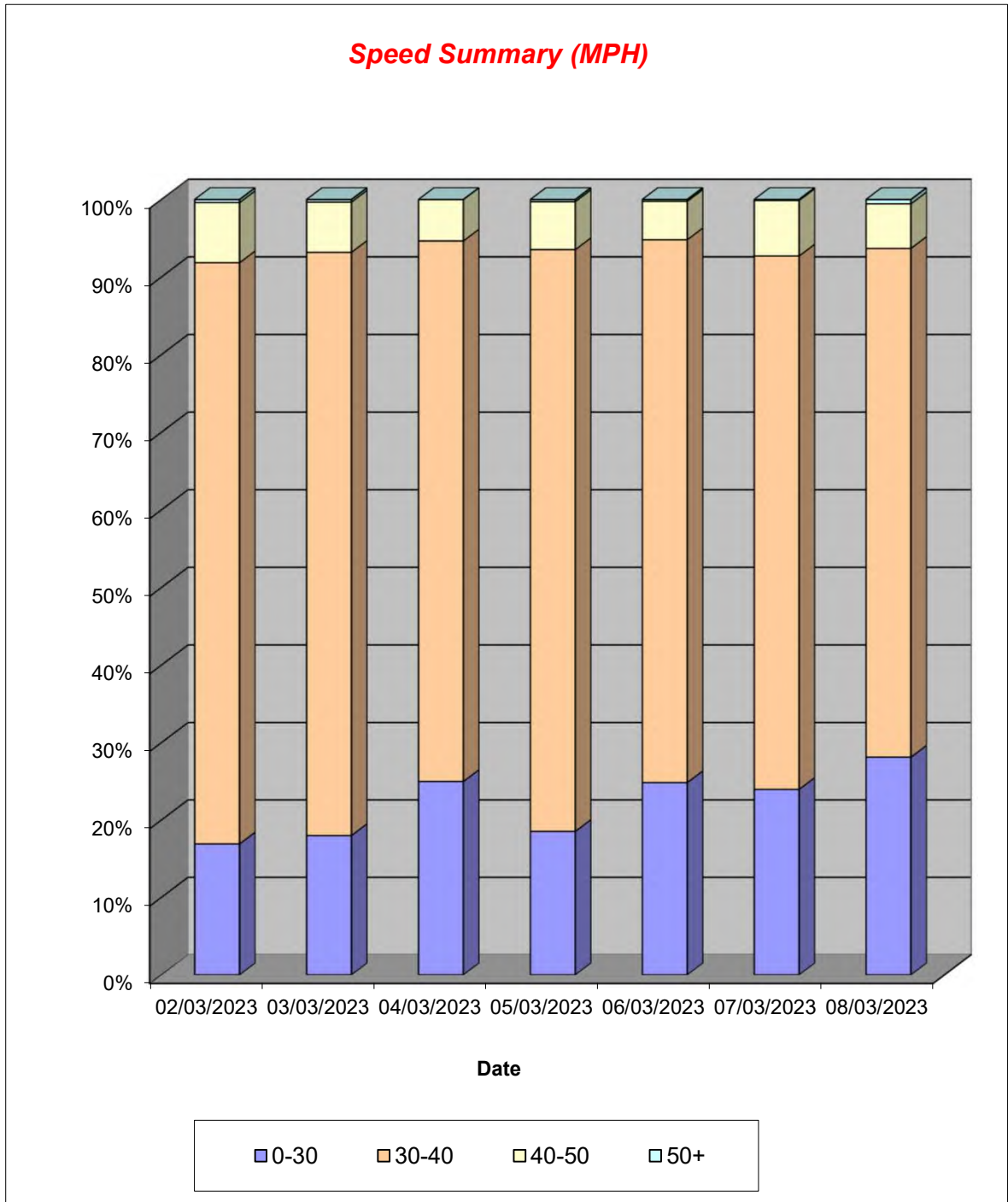
Produced by Road Data Services Ltd.

Channel 2 - Southbound

Speed Summary

Week 1

Speed (MPH)	02/03/2023 Thursday	03/03/2023 Friday	04/03/2023 Saturday	05/03/2023 Sunday	06/03/2023 Monday	07/03/2023 Tuesday	08/03/2023 Wednesday
0-30	129	167	164	69	216	211	255
30-40	571	697	457	279	608	605	594
40-50	59	60	35	23	43	63	52
50+	3	3	0	1	2	1	5
TOTAL	762	927	656	372	869	880	906



Lincolnshire ATC 70

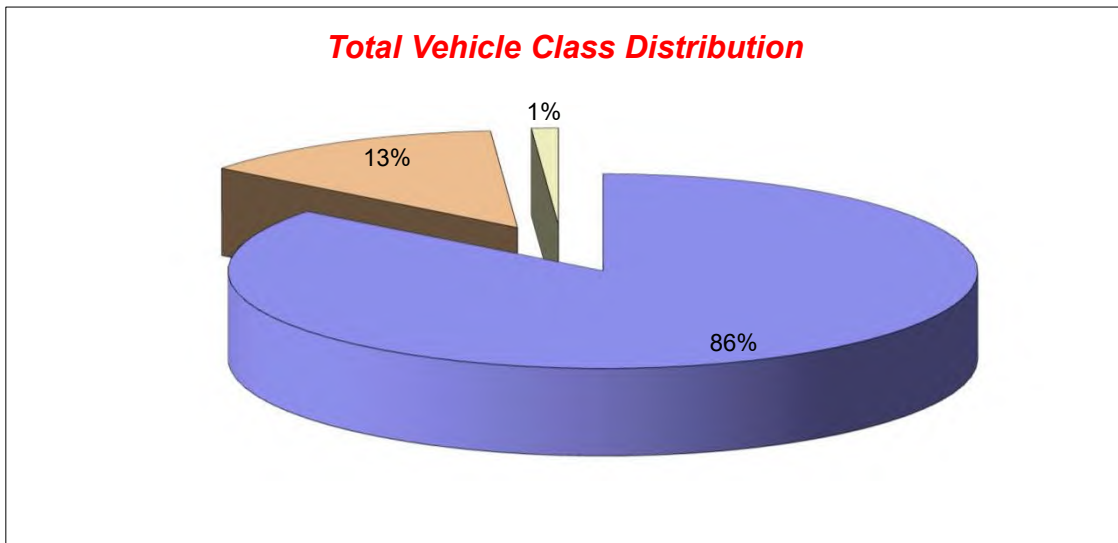
Produced by Road Data Services Ltd.

Channel 2 - Southbound

Vehicle Class

Week 1

Classes Day / Time	Car / LGV / Caravan - 1	OGV1 / Bus - 2,3,5,6,7,12	OGV2 - 4,8,9,10,11,13	TOTAL - 1-13
02/03/2023				
7-19	581	95	5	681
6-22	626	100	5	731
6-24	635	100	5	740
0-24	648	109	5	762
03/03/2023				
7-19	722	100	5	827
6-22	776	109	5	890
6-24	783	110	5	898
0-24	804	118	5	927
04/03/2023				
7-19	516	50	7	573
6-22	556	53	7	616
6-24	562	54	7	623
0-24	586	63	7	656
05/03/2023				
7-19	291	25	3	319
6-22	318	26	3	347
6-24	321	27	3	351
0-24	338	31	3	372
06/03/2023				
7-19	608	98	4	710
6-22	710	116	7	833
6-24	725	118	8	851
0-24	737	123	9	869
07/03/2023				
7-19	567	99	15	681
6-22	681	114	17	812
6-24	711	119	17	847
0-24	734	129	17	880
08/03/2023				
7-19	586	109	13	708
6-22	715	129	15	859
6-24	736	133	15	884
0-24	746	144	16	906
Average				
7-19	553	82	7	643
6-22	626	92	8	727
6-24	639	94	9	742
0-24	656	102	9	767



Lincolnshire ATC 71

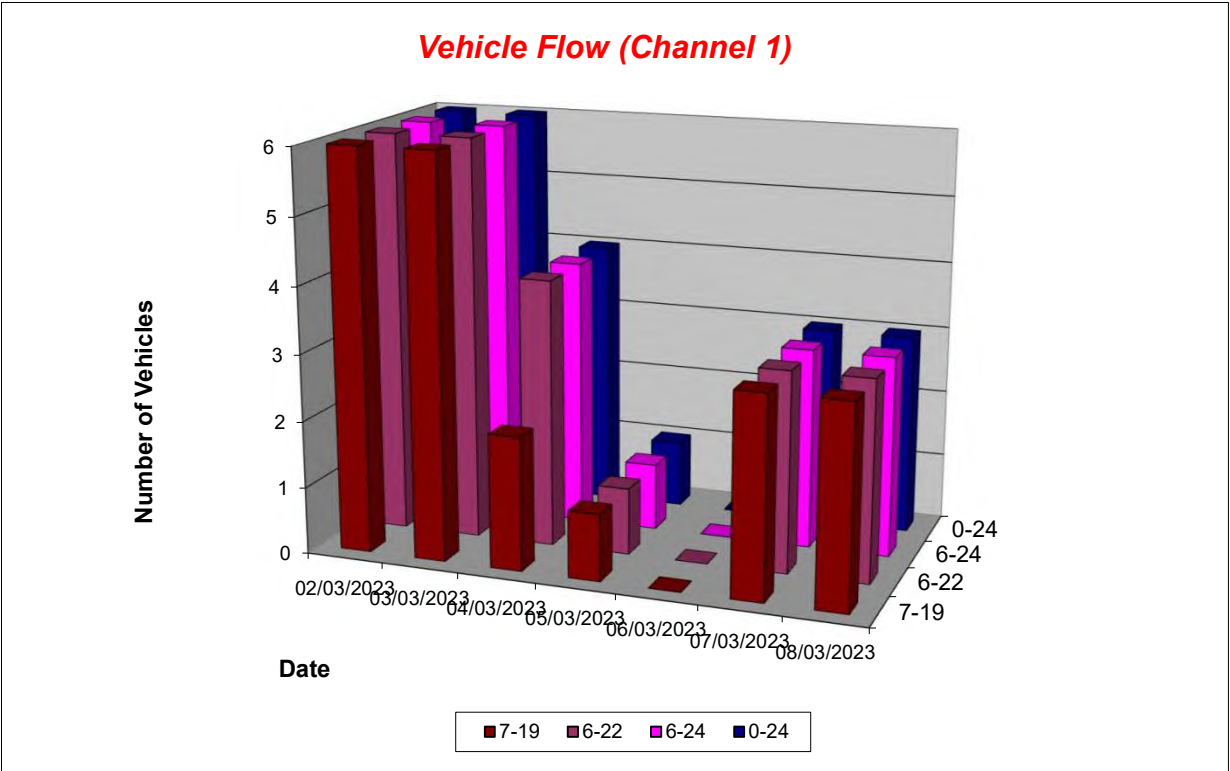
Produced by Road Data Services Ltd.

Channel 1 - Westbound

Vehicle Flow

Week 1

Hr Ending	02/03/2023 Thursday	03/03/2023 Friday	04/03/2023 Saturday	05/03/2023 Sunday	06/03/2023 Monday	07/03/2023 Tuesday	08/03/2023 Wednesday	Weekday Average	Average
1	0	0	0	0	0	0	0	0	0
2	0	0	0	0	0	0	0	0	0
3	0	0	0	0	0	0	0	0	0
4	0	0	0	0	0	0	0	0	0
5	0	0	0	0	0	0	0	0	0
6	0	0	0	0	0	0	0	0	0
7	0	0	0	0	0	0	0	0	0
8	1	1	0	0	0	0	0	0	0
9	0	0	0	0	0	0	0	0	0
10	0	0	0	0	0	1	0	0	0
11	1	1	0	0	0	0	1	1	0
12	0	0	0	0	0	0	1	0	0
13	0	1	1	0	0	2	0	1	1
14	2	0	1	0	0	0	1	1	1
15	0	2	0	0	0	0	0	0	0
16	2	0	0	0	0	0	0	0	0
17	0	1	0	0	0	0	0	0	0
18	0	0	0	1	0	0	0	0	0
19	0	0	0	0	0	0	0	0	0
20	0	0	0	0	0	0	0	0	0
21	0	0	2	0	0	0	0	0	0
22	0	0	0	0	0	0	0	0	0
23	0	0	0	0	0	0	0	0	0
24	0	0	0	0	0	0	0	0	0
7-19	6	6	2	1	0	3	3	4	3
6-22	6	6	4	1	0	3	3	4	3
6-24	6	6	4	1	0	3	3	4	3
0-24	6	6	4	1	0	3	3	4	3



Lincolnshire ATC 71

Produced by Road Data Services Ltd.

Channel 1 - Westbound

Average Speed

Week 1

Hr Ending	02/03/2023 Thursday	03/03/2023 Friday	04/03/2023 Saturday	05/03/2023 Sunday	06/03/2023 Monday	07/03/2023 Tuesday	08/03/2023 Wednesday
1	-	-	-	-	-	-	-
2	-	-	-	-	-	-	-
3	-	-	-	-	-	-	-
4	-	-	-	-	-	-	-
5	-	-	-	-	-	-	-
6	-	-	-	-	-	-	-
7	-	-	-	-	-	-	-
8	29.2	23.6	-	-	-	-	-
9	-	-	-	-	-	-	-
10	-	-	-	-	-	27.4	-
11	23.5	20.9	-	-	-	-	23.1
12	-	-	-	-	-	-	14.4
13	-	32.6	37.2	-	-	34.0	-
14	34.2	-	34.9	-	-	-	33.5
15	-	27.8	-	-	-	-	-
16	26.5	-	-	-	-	-	-
17	-	31.0	-	-	-	-	-
18	-	-	-	30.3	-	-	-
19	-	-	-	-	-	-	-
20	-	-	-	-	-	-	-
21	-	-	33.2	-	-	-	-
22	-	-	-	-	-	-	-
23	-	-	-	-	-	-	-
24	-	-	-	-	-	-	-

10-12	23.5	20.9	-	-	-	-	18.8
14-16	26.5	27.8	-	-	-	-	-
0-24	29.0	27.3	34.6	30.3	-	31.8	23.7

Average (ALL)	29.3
Weekday Inter-Peak	23.8

Channel 1 - Westbound

85th Percentile

Hr Ending	02/03/2023 Thursday	03/03/2023 Friday	04/03/2023 Saturday	05/03/2023 Sunday	06/03/2023 Monday	07/03/2023 Tuesday	08/03/2023 Wednesday
1	-	-	-	-	-	-	-
2	-	-	-	-	-	-	-
3	-	-	-	-	-	-	-
4	-	-	-	-	-	-	-
5	-	-	-	-	-	-	-
6	-	-	-	-	-	-	-
7	-	-	-	-	-	-	-
8	-	-	-	-	-	-	-
9	-	-	-	-	-	-	-
10	-	-	-	-	-	-	-
11	-	-	-	-	-	-	-
12	-	-	-	-	-	-	-
13	-	-	-	-	-	37.1	-
14	37.8	-	-	-	-	-	-
15	-	31.3	-	-	-	-	-
16	28.2	-	-	-	-	-	-
17	-	-	-	-	-	-	-
18	-	-	-	-	-	-	-
19	-	-	-	-	-	-	-
20	-	-	-	-	-	-	-
21	-	-	34.6	-	-	-	-
22	-	-	-	-	-	-	-
23	-	-	-	-	-	-	-
24	-	-	-	-	-	-	-

10-12	-	-	-	-	-	-	23.3
14-16	28.2	31.3	-	-	-	-	-
0-24	33.8	31.9	36.6	-	-	35.9	31.8

85th %ile (ALL)	35.2
Weekday Inter-Peak	28.6

Lincolnshire ATC 71

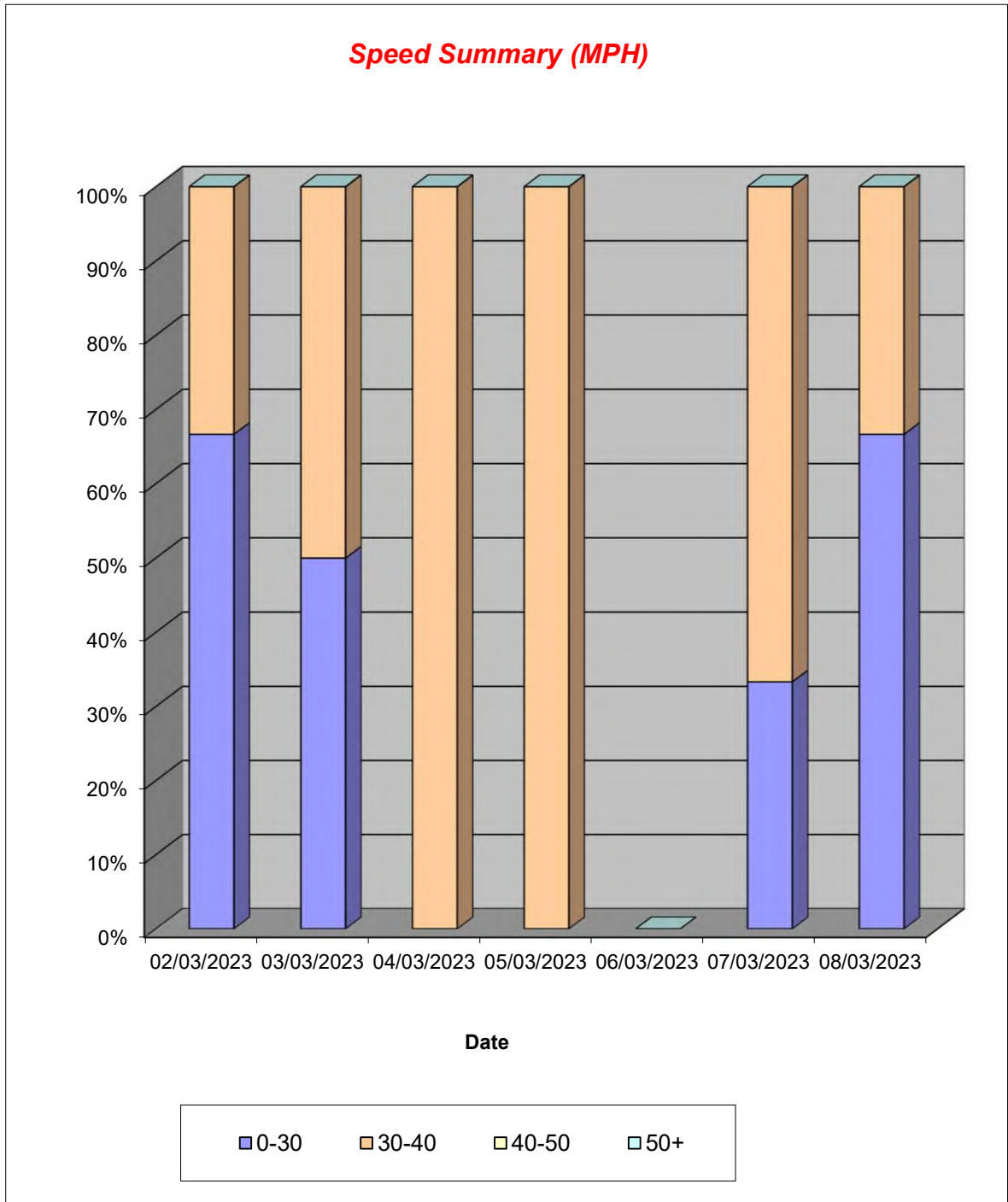
Produced by Road Data Services Ltd.

Channel 1 - Westbound

Speed Summary

Week 1

Speed (MPH)	02/03/2023 Thursday	03/03/2023 Friday	04/03/2023 Saturday	05/03/2023 Sunday	06/03/2023 Monday	07/03/2023 Tuesday	08/03/2023 Wednesday
0-30	4	3	0	0	0	1	2
30-40	2	3	4	1	0	2	1
40-50	0	0	0	0	0	0	0
50+	0	0	0	0	0	0	0
TOTAL	6	6	4	1	0	3	3



Lincolnshire ATC 71

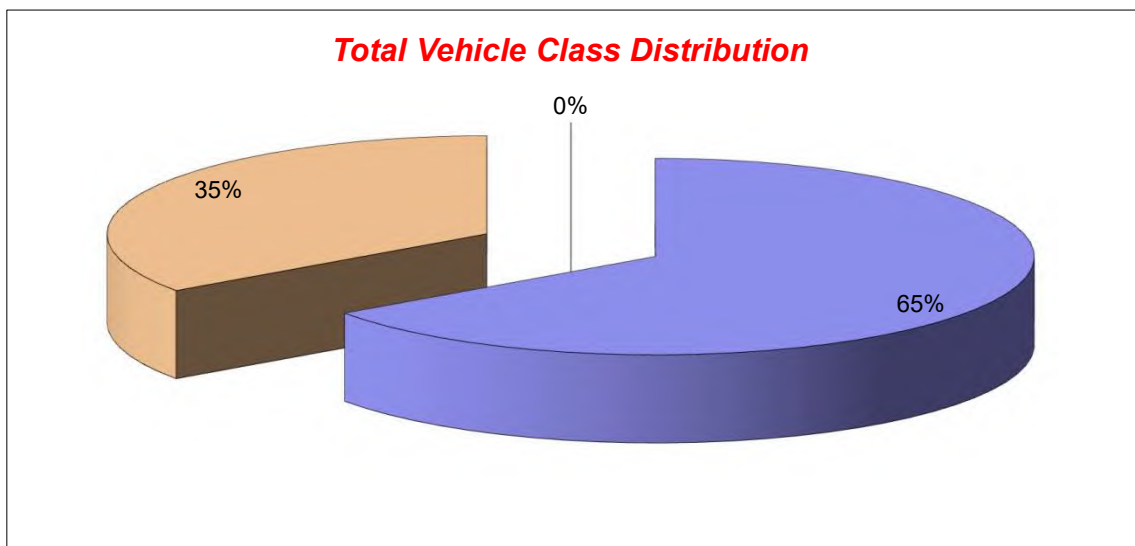
Produced by Road Data Services Ltd.

Channel 1 - Westbound

Vehicle Class

Week 1

Classes Day / Time	Car / LGV / Caravan - 1	OGV1 / Bus - 2,3,5,6,7,12	OGV2 - 4,8,9,10,11,13	TOTAL - 1-13
02/03/2023				
7-19	4	2	0	6
6-22	4	2	0	6
6-24	4	2	0	6
0-24	4	2	0	6
03/03/2023				
7-19	5	1	0	6
6-22	5	1	0	6
6-24	5	1	0	6
0-24	5	1	0	6
04/03/2023				
7-19	1	1	0	2
6-22	3	1	0	4
6-24	3	1	0	4
0-24	3	1	0	4
05/03/2023				
7-19	0	1	0	1
6-22	0	1	0	1
6-24	0	1	0	1
0-24	0	1	0	1
06/03/2023				
7-19	0	0	0	0
6-22	0	0	0	0
6-24	0	0	0	0
0-24	0	0	0	0
07/03/2023				
7-19	1	2	0	3
6-22	1	2	0	3
6-24	1	2	0	3
0-24	1	2	0	3
08/03/2023				
7-19	2	1	0	3
6-22	2	1	0	3
6-24	2	1	0	3
0-24	2	1	0	3
Average				
7-19	2	1	0	3
6-22	2	1	0	3
6-24	2	1	0	3
0-24	2	1	0	3



Lincolnshire ATC 71

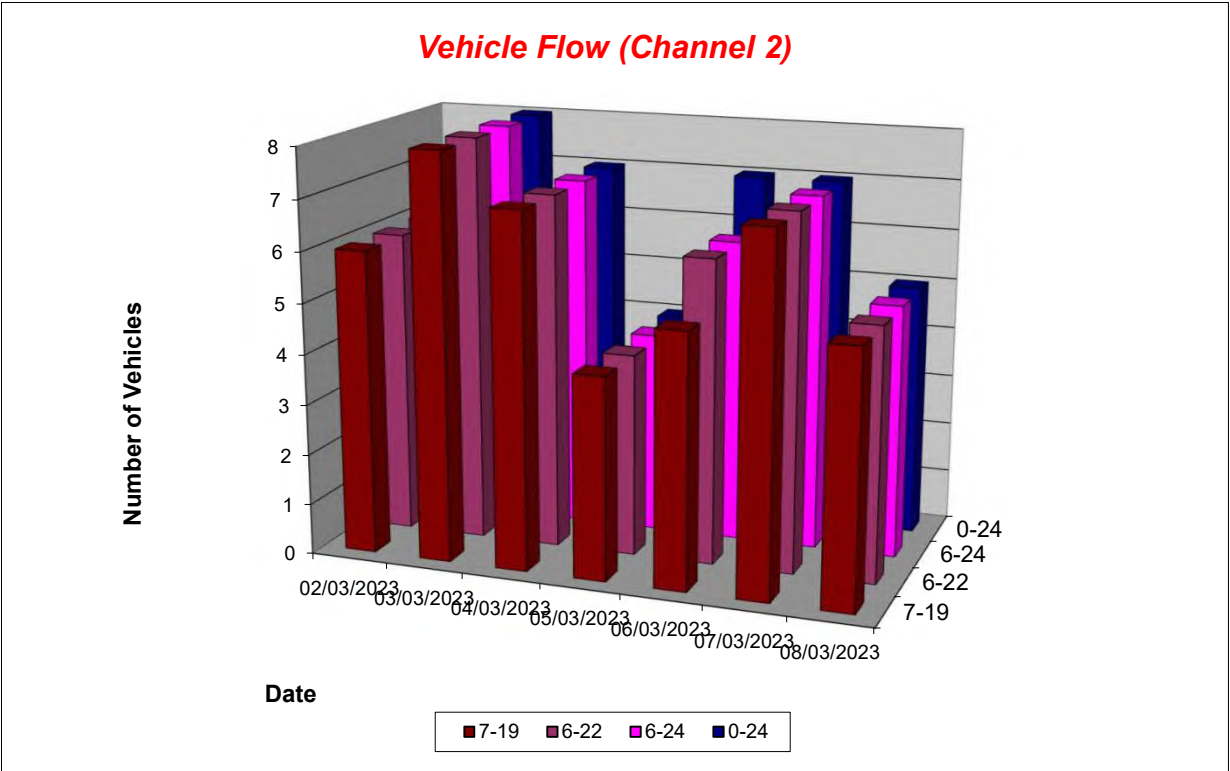
Produced by Road Data Services Ltd.

Channel 2 - Eastbound

Vehicle Flow

Week 1

Hr Ending	02/03/2023 Thursday	03/03/2023 Friday	04/03/2023 Saturday	05/03/2023 Sunday	06/03/2023 Monday	07/03/2023 Tuesday	08/03/2023 Wednesday	Weekday Average	Average
1	0	0	0	0	0	0	0	0	0
2	0	0	0	0	1	0	0	0	0
3	0	0	0	0	0	0	0	0	0
4	0	0	0	0	0	0	0	0	0
5	0	0	0	0	0	0	0	0	0
6	0	0	0	0	0	0	0	0	0
7	0	0	0	0	0	0	0	0	0
8	0	0	0	0	0	0	1	0	0
9	1	1	1	0	1	1	1	1	1
10	2	2	0	0	0	0	0	1	1
11	0	1	1	0	1	2	0	1	1
12	0	0	2	1	0	0	0	0	0
13	0	3	0	3	2	3	0	2	2
14	3	1	1	0	1	1	2	2	1
15	0	0	1	0	0	0	0	0	0
16	0	0	0	0	0	0	0	0	0
17	0	0	0	0	0	0	0	0	0
18	0	0	0	0	0	0	1	0	0
19	0	0	1	0	0	0	0	0	0
20	0	0	0	0	0	0	0	0	0
21	0	0	0	0	1	0	0	0	0
22	0	0	0	0	0	0	0	0	0
23	0	0	0	0	0	0	0	0	0
24	0	0	0	0	0	0	0	0	0
7-19	6	8	7	4	5	7	5	6	6
6-22	6	8	7	4	6	7	5	6	6
6-24	6	8	7	4	6	7	5	6	6
0-24	6	8	7	4	7	7	5	7	6



Lincolnshire ATC 71

Produced by Road Data Services Ltd.

Channel 2 - Eastbound

Average Speed

Week 1

Hr Ending	02/03/2023 Thursday	03/03/2023 Friday	04/03/2023 Saturday	05/03/2023 Sunday	06/03/2023 Monday	07/03/2023 Tuesday	08/03/2023 Wednesday
1	-	-	-	-	-	-	-
2	-	-	-	-	24.0	-	-
3	-	-	-	-	-	-	-
4	-	-	-	-	-	-	-
5	-	-	-	-	-	-	-
6	-	-	-	-	-	-	-
7	-	-	-	-	-	-	-
8	-	-	-	-	-	-	38.1
9	30.7	30.2	37.4	-	35.0	38.4	18.1
10	23.6	25.8	-	-	-	-	-
11	-	23.5	28.6	-	24.5	37.0	-
12	-	-	36.0	15.9	-	-	-
13	-	24.8	-	28.1	29.9	30.1	-
14	33.3	34.5	32.4	-	35.3	25.9	35.2
15	-	-	32.3	-	-	-	-
16	-	-	-	-	-	-	-
17	-	-	-	-	-	-	-
18	-	-	-	-	-	-	37.3
19	-	-	21.5	-	-	-	-
20	-	-	-	-	-	-	-
21	-	-	-	-	34.9	-	-
22	-	-	-	-	-	-	-
23	-	-	-	-	-	-	-
24	-	-	-	-	-	-	-

10-12	-	23.5	33.6	15.9	24.5	37.0	-
14-16	-	-	32.3	-	-	-	-
0-24	29.7	26.8	32.0	25.0	30.5	32.7	32.8

Average (ALL)	30.1
Weekday Inter-Peak	30.5

Channel 2 - Eastbound

85th Percentile

Hr Ending	02/03/2023 Thursday	03/03/2023 Friday	04/03/2023 Saturday	05/03/2023 Sunday	06/03/2023 Monday	07/03/2023 Tuesday	08/03/2023 Wednesday
1	-	-	-	-	-	-	-
2	-	-	-	-	-	-	-
3	-	-	-	-	-	-	-
4	-	-	-	-	-	-	-
5	-	-	-	-	-	-	-
6	-	-	-	-	-	-	-
7	-	-	-	-	-	-	-
8	-	-	-	-	-	-	-
9	-	-	-	-	-	-	-
10	32.6	35.0	-	-	-	-	-
11	-	-	-	-	-	44.8	-
12	-	-	40.1	-	-	-	-
13	-	30.6	-	36.4	31.7	46.3	-
14	38.5	-	-	-	-	-	39.7
15	-	-	-	-	-	-	-
16	-	-	-	-	-	-	-
17	-	-	-	-	-	-	-
18	-	-	-	-	-	-	-
19	-	-	-	-	-	-	-
20	-	-	-	-	-	-	-
21	-	-	-	-	-	-	-
22	-	-	-	-	-	-	-
23	-	-	-	-	-	-	-
24	-	-	-	-	-	-	-

10-12	-	-	38.5	-	-	44.8	-
14-16	-	-	-	-	-	-	-
0-24	37.5	33.6	37.7	34.0	35.3	45.0	41.0

85th %ile (ALL)	38.6
Weekday Inter-Peak	39.2

Lincolnshire ATC 71

Produced by Road Data Services Ltd.

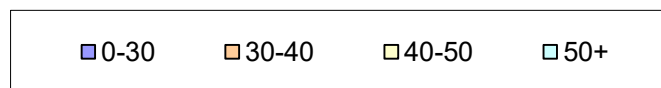
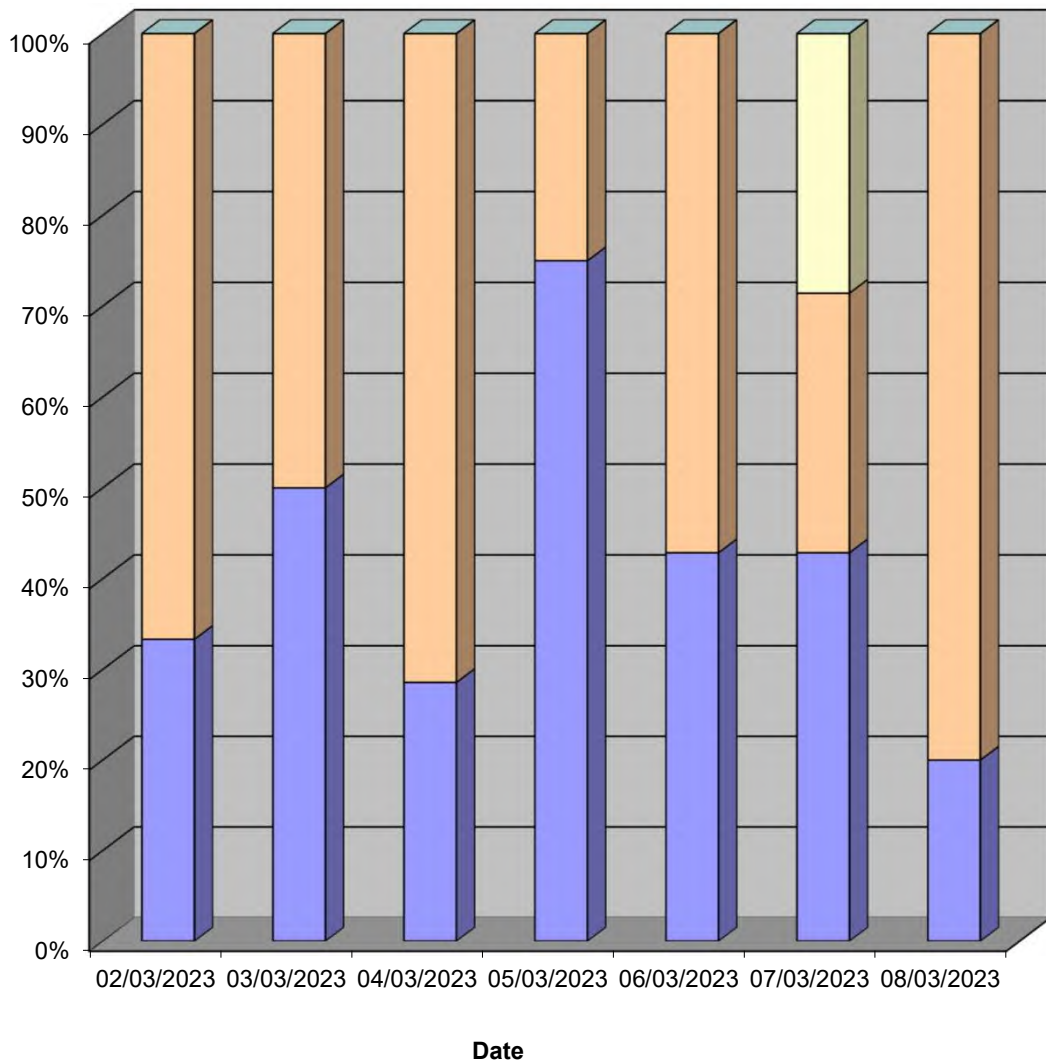
Channel 2 - Eastbound

Speed Summary

Week 1

Speed (MPH)	02/03/2023 Thursday	03/03/2023 Friday	04/03/2023 Saturday	05/03/2023 Sunday	06/03/2023 Monday	07/03/2023 Tuesday	08/03/2023 Wednesday
0-30	2	4	2	3	3	3	1
30-40	4	4	5	1	4	2	4
40-50	0	0	0	0	0	2	0
50+	0	0	0	0	0	0	0
TOTAL	6	8	7	4	7	7	5

Speed Summary (MPH)



Lincolnshire ATC 71

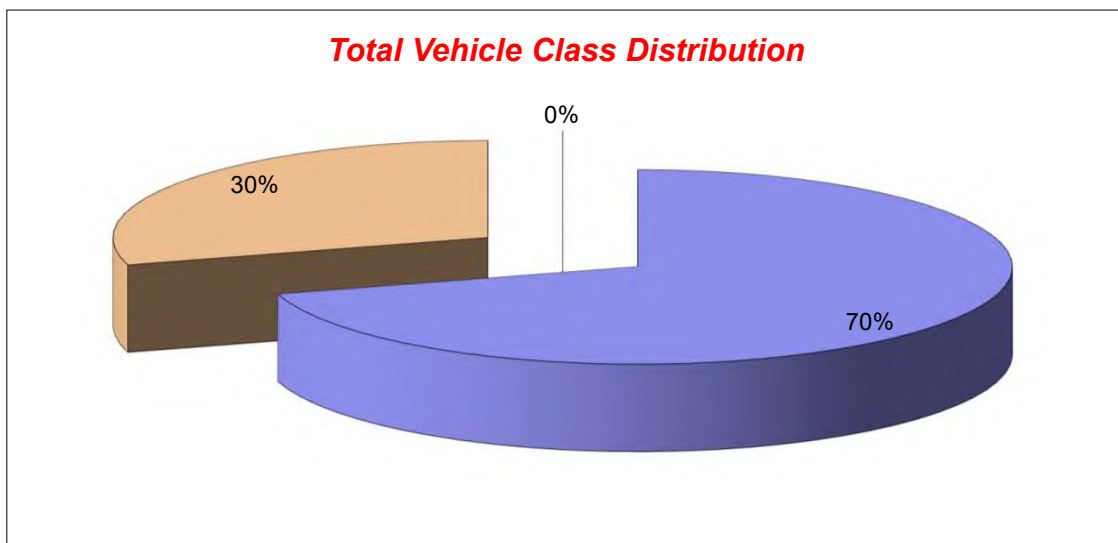
Produced by Road Data Services Ltd.

Channel 2 - Eastbound

Vehicle Class

Week 1

Classes Day / Time	Car / LGV / Caravan - 1	OGV1 / Bus - 2,3,5,6,7,12	OGV2 - 4,8,9,10,11,13	TOTAL - 1-13
02/03/2023				
7-19	5	1	0	6
6-22	5	1	0	6
6-24	5	1	0	6
0-24	5	1	0	6
03/03/2023				
7-19	5	3	0	8
6-22	5	3	0	8
6-24	5	3	0	8
0-24	5	3	0	8
04/03/2023				
7-19	7	0	0	7
6-22	7	0	0	7
6-24	7	0	0	7
0-24	7	0	0	7
05/03/2023				
7-19	3	1	0	4
6-22	3	1	0	4
6-24	3	1	0	4
0-24	3	1	0	4
06/03/2023				
7-19	3	2	0	5
6-22	4	2	0	6
6-24	4	2	0	6
0-24	5	2	0	7
07/03/2023				
7-19	3	4	0	7
6-22	3	4	0	7
6-24	3	4	0	7
0-24	3	4	0	7
08/03/2023				
7-19	3	2	0	5
6-22	3	2	0	5
6-24	3	2	0	5
0-24	3	2	0	5
Average				
7-19	4	2	0	6
6-22	4	2	0	6
6-24	4	2	0	6
0-24	4	2	0	6



Lincolnshire ATC 72

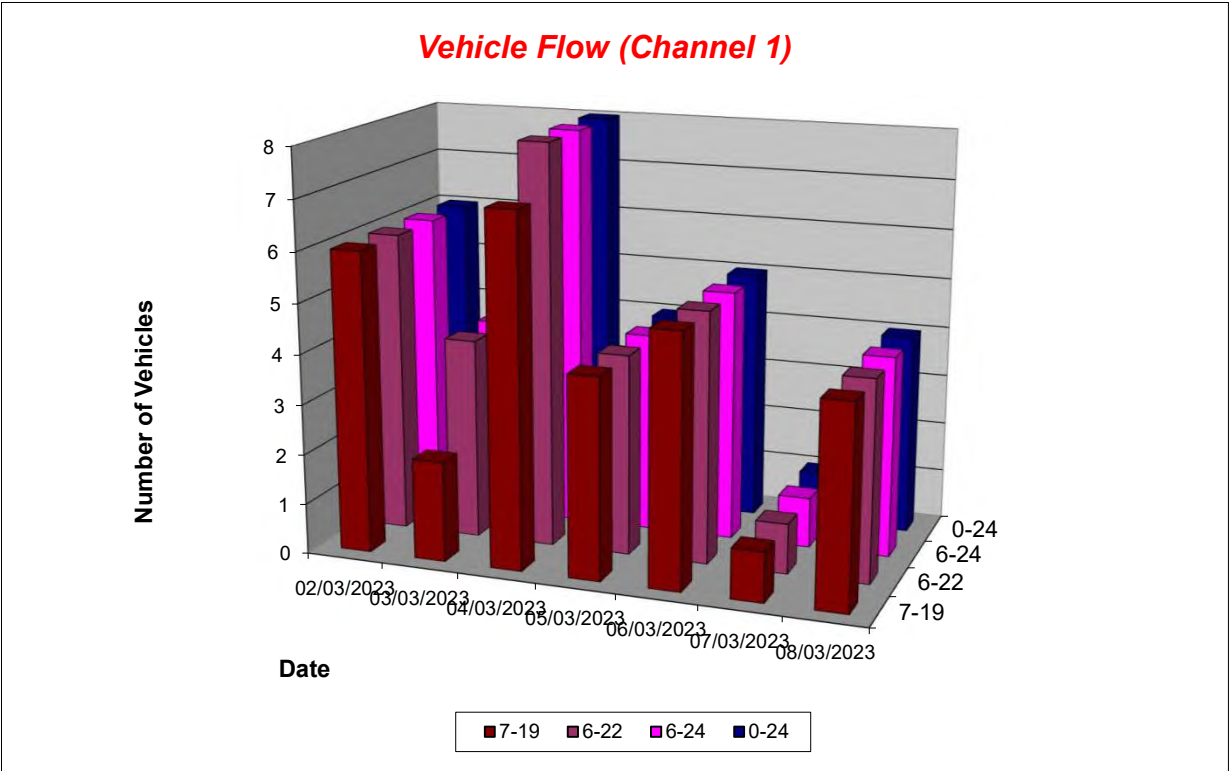
Produced by Road Data Services Ltd.

Channel 1 - Southbound

Vehicle Flow

Week 1

Hr Ending	02/03/2023 Thursday	03/03/2023 Friday	04/03/2023 Saturday	05/03/2023 Sunday	06/03/2023 Monday	07/03/2023 Tuesday	08/03/2023 Wednesday	Weekday Average	Average
1	0	0	0	0	0	0	0	0	0
2	0	0	0	0	0	0	0	0	0
3	0	0	0	0	0	0	0	0	0
4	0	0	0	0	0	0	0	0	0
5	0	0	0	0	0	0	0	0	0
6	0	0	0	0	0	0	0	0	0
7	0	0	0	0	0	0	0	0	0
8	0	0	0	0	0	0	0	0	0
9	0	0	1	0	0	0	0	0	0
10	3	0	0	0	1	0	0	1	1
11	0	0	0	1	1	0	0	0	0
12	0	0	1	0	0	0	1	0	0
13	0	0	1	1	1	0	0	0	0
14	1	0	0	0	1	0	0	0	0
15	0	1	1	0	1	0	0	0	0
16	1	0	2	0	0	0	1	0	1
17	0	0	0	1	0	0	1	0	0
18	1	0	0	0	0	0	1	0	0
19	0	1	1	1	0	1	0	0	1
20	0	1	0	0	0	0	0	0	0
21	0	0	1	0	0	0	0	0	0
22	0	1	0	0	0	0	0	0	0
23	0	0	0	0	0	0	0	0	0
24	0	0	0	0	0	0	0	0	0
7-19	6	2	7	4	5	1	4	4	4
6-22	6	4	8	4	5	1	4	4	5
6-24	6	4	8	4	5	1	4	4	5
0-24	6	4	8	4	5	1	4	4	5



Lincolnshire ATC 72

Produced by Road Data Services Ltd.

Channel 1 - Southbound

Average Speed

Week 1

Hr Ending	02/03/2023 Thursday	03/03/2023 Friday	04/03/2023 Saturday	05/03/2023 Sunday	06/03/2023 Monday	07/03/2023 Tuesday	08/03/2023 Wednesday
1	-	-	-	-	-	-	-
2	-	-	-	-	-	-	-
3	-	-	-	-	-	-	-
4	-	-	-	-	-	-	-
5	-	-	-	-	-	-	-
6	-	-	-	-	-	-	-
7	-	-	-	-	-	-	-
8	-	-	-	-	-	-	-
9	-	-	37.9	-	-	-	-
10	22.8	-	-	-	21.2	-	-
11	-	-	-	19.1	17.8	-	-
12	-	-	16.6	-	-	-	22.5
13	-	-	19.0	25.9	13.9	-	-
14	30.0	-	-	-	8.8	-	-
15	-	15.2	22.1	-	11.6	-	-
16	18.5	-	25.4	-	-	-	13.7
17	-	-	-	5.5	-	-	17.9
18	17.7	-	-	-	-	-	11.3
19	-	29.4	12.0	13.0	-	25.6	-
20	-	23.8	-	-	-	-	-
21	-	-	17.9	-	-	-	-
22	-	22.2	-	-	-	-	-
23	-	-	-	-	-	-	-
24	-	-	-	-	-	-	-

10-12	-	-	16.6	19.1	17.8	-	22.5
14-16	18.5	15.2	24.3	-	11.6	-	13.7
0-24	22.4	22.6	22.0	15.9	14.7	25.6	16.4

Average (ALL)	19.7
Weekday Inter-Peak	16.5

Channel 1 - Southbound

85th Percentile

Hr Ending	02/03/2023 Thursday	03/03/2023 Friday	04/03/2023 Saturday	05/03/2023 Sunday	06/03/2023 Monday	07/03/2023 Tuesday	08/03/2023 Wednesday
1	-	-	-	-	-	-	-
2	-	-	-	-	-	-	-
3	-	-	-	-	-	-	-
4	-	-	-	-	-	-	-
5	-	-	-	-	-	-	-
6	-	-	-	-	-	-	-
7	-	-	-	-	-	-	-
8	-	-	-	-	-	-	-
9	-	-	-	-	-	-	-
10	24.3	-	-	-	-	-	-
11	-	-	-	-	-	-	-
12	-	-	-	-	-	-	-
13	-	-	-	-	-	-	-
14	-	-	-	-	-	-	-
15	-	-	-	-	-	-	-
16	-	-	27.2	-	-	-	-
17	-	-	-	-	-	-	-
18	-	-	-	-	-	-	-
19	-	-	-	-	-	-	-
20	-	-	-	-	-	-	-
21	-	-	-	-	-	-	-
22	-	-	-	-	-	-	-
23	-	-	-	-	-	-	-
24	-	-	-	-	-	-	-

10-12	-	-	-	-	-	-	-
14-16	-	-	26.5	-	-	-	-
0-24	26.7	27.8	29.7	23.7	19.3	-	20.8

85th %ile (ALL)	26.6
Weekday Inter-Peak	20.2

Lincolnshire ATC 72

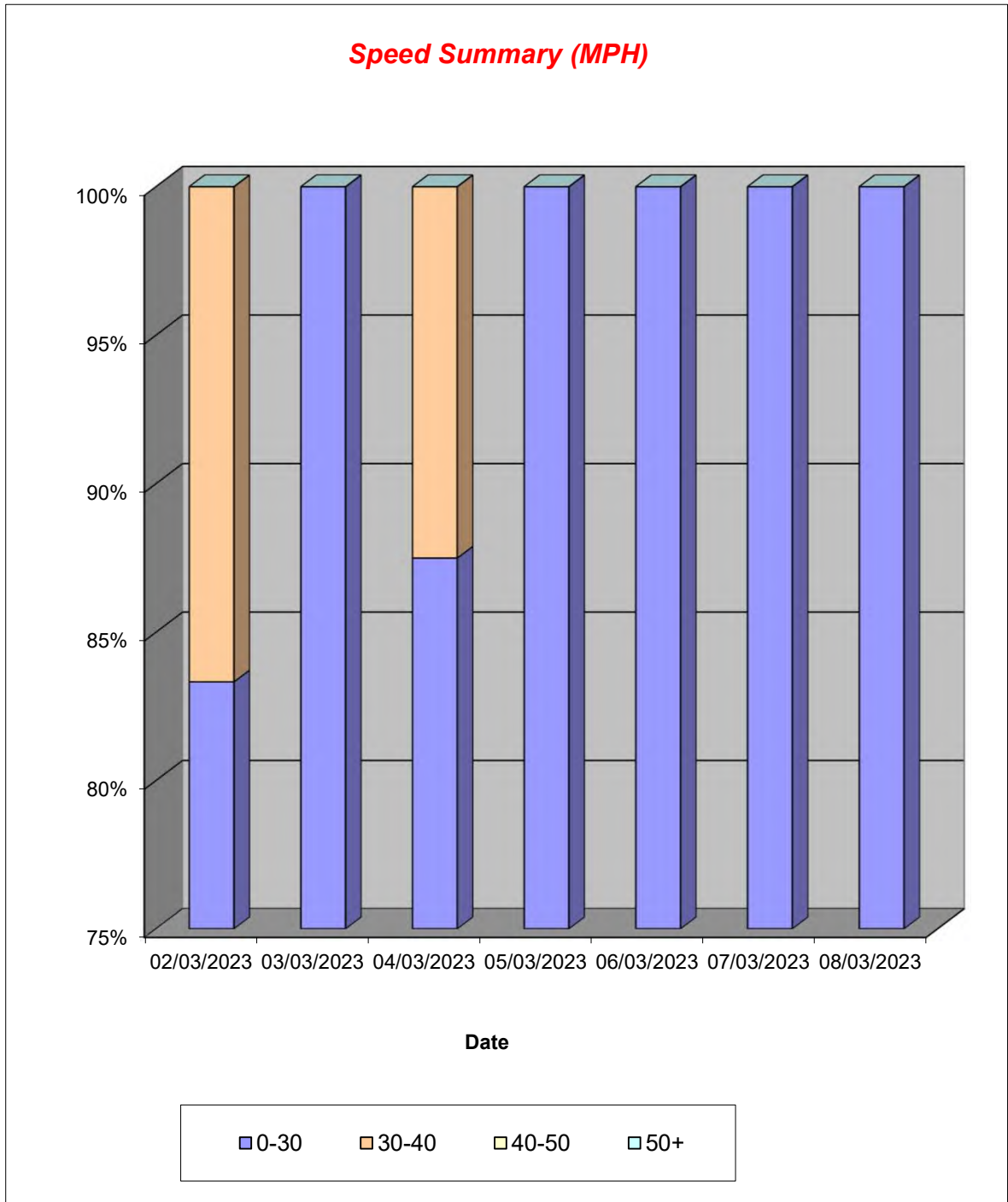
Produced by Road Data Services Ltd.

Channel 1 - Southbound

Speed Summary

Week 1

Speed (MPH)	02/03/2023 Thursday	03/03/2023 Friday	04/03/2023 Saturday	05/03/2023 Sunday	06/03/2023 Monday	07/03/2023 Tuesday	08/03/2023 Wednesday
0-30	5	4	7	4	5	1	4
30-40	1	0	1	0	0	0	0
40-50	0	0	0	0	0	0	0
50+	0	0	0	0	0	0	0
TOTAL	6	4	8	4	5	1	4



Lincolnshire ATC 72

Produced by Road Data Services Ltd.

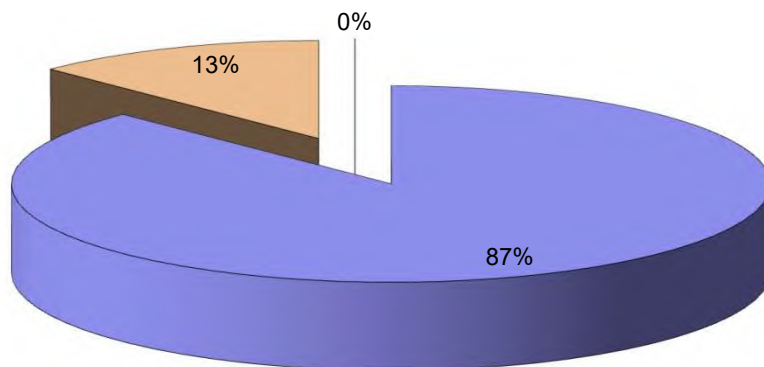
Channel 1 - Southbound

Vehicle Class

Week 1

Classes Day / Time	Car / LGV / Caravan - 1	OGV1 / Bus - 2,3,5,6,7,12	OGV2 - 4,8,9,10,11,13	TOTAL - 1-13
02/03/2023				
7-19	5	1	0	6
6-22	5	1	0	6
6-24	5	1	0	6
0-24	5	1	0	6
03/03/2023				
7-19	2	0	0	2
6-22	4	0	0	4
6-24	4	0	0	4
0-24	4	0	0	4
04/03/2023				
7-19	6	1	0	7
6-22	7	1	0	8
6-24	7	1	0	8
0-24	7	1	0	8
05/03/2023				
7-19	3	1	0	4
6-22	3	1	0	4
6-24	3	1	0	4
0-24	3	1	0	4
06/03/2023				
7-19	5	0	0	5
6-22	5	0	0	5
6-24	5	0	0	5
0-24	5	0	0	5
07/03/2023				
7-19	1	0	0	1
6-22	1	0	0	1
6-24	1	0	0	1
0-24	1	0	0	1
08/03/2023				
7-19	3	1	0	4
6-22	3	1	0	4
6-24	3	1	0	4
0-24	3	1	0	4
Average				
7-19	4	1	0	4
6-22	4	1	0	5
6-24	4	1	0	5
0-24	4	1	0	5

Total Vehicle Class Distribution



Lincolnshire ATC 72

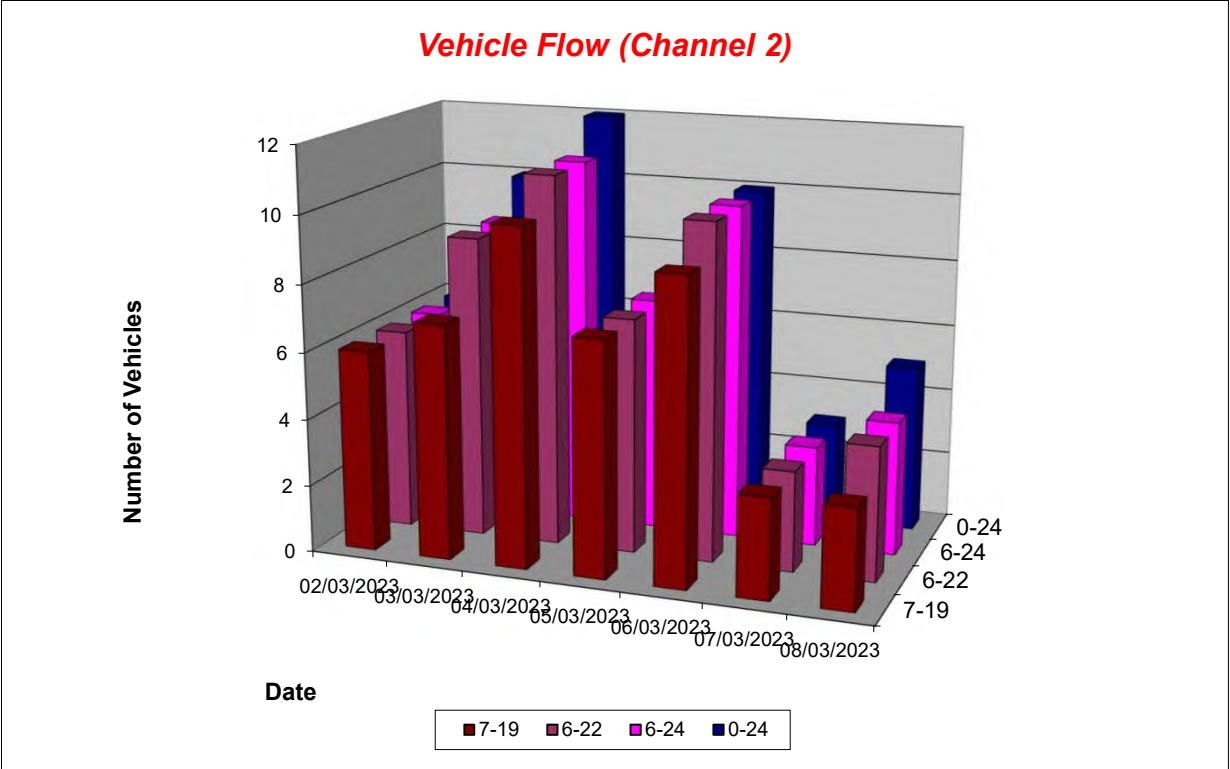
Produced by Road Data Services Ltd.

Channel 2 - Northbound

Vehicle Flow

Week 1

Hr Ending	02/03/2023 Thursday	03/03/2023 Friday	04/03/2023 Saturday	05/03/2023 Sunday	06/03/2023 Monday	07/03/2023 Tuesday	08/03/2023 Wednesday	Weekday Average	Average
1	0	0	0	0	0	0	0	0	0
2	0	0	0	0	0	0	0	0	0
3	0	0	0	0	0	0	0	0	0
4	0	0	0	0	0	0	0	0	0
5	0	0	0	0	0	0	0	0	0
6	0	1	1	0	0	0	1	0	0
7	0	0	0	0	0	0	0	0	0
8	0	0	0	0	0	1	1	0	0
9	1	0	0	0	4	0	0	1	1
10	2	0	0	0	0	0	0	0	0
11	0	0	0	1	1	0	0	0	0
12	0	1	2	0	0	0	0	0	0
13	1	3	2	2	0	0	0	1	1
14	1	1	2	1	1	0	1	1	1
15	0	0	1	1	0	0	0	0	0
16	0	1	1	0	1	0	0	0	0
17	0	0	1	2	0	2	1	1	1
18	0	1	0	0	2	0	0	1	0
19	1	0	1	0	0	0	0	0	0
20	0	1	0	0	1	0	0	0	0
21	0	0	0	0	0	0	1	0	0
22	0	1	1	0	0	0	0	0	0
23	0	0	0	0	0	0	0	0	0
24	0	0	0	0	0	0	0	0	0
7-19	6	7	10	7	9	3	3	6	6
6-22	6	9	11	7	10	3	4	6	7
6-24	6	9	11	7	10	3	4	6	7
0-24	6	10	12	7	10	3	5	7	8



Lincolnshire ATC 72

Produced by Road Data Services Ltd.

Channel 2 - Northbound

Average Speed

Week 1

Hr Ending	02/03/2023 Thursday	03/03/2023 Friday	04/03/2023 Saturday	05/03/2023 Sunday	06/03/2023 Monday	07/03/2023 Tuesday	08/03/2023 Wednesday
1	-	-	-	-	-	-	-
2	-	-	-	-	-	-	-
3	-	-	-	-	-	-	-
4	-	-	-	-	-	-	-
5	-	-	-	-	-	-	-
6	-	11.3	13.5	-	-	-	11.5
7	-	-	-	-	-	-	-
8	-	-	-	-	-	29.3	18.3
9	29.5	-	-	-	21.5	-	-
10	17.9	-	-	-	-	-	-
11	-	-	-	17.4	13.0	-	-
12	-	17.3	24.5	-	-	-	-
13	23.6	16.3	13.2	14.4	-	-	-
14	11.3	20.5	18.0	18.5	19.3	-	21.0
15	-	-	17.7	22.2	-	-	-
16	-	21.3	18.5	-	19.3	-	-
17	-	-	16.9	16.0	-	21.0	16.6
18	-	28.1	-	-	20.5	-	-
19	17.5	-	15.9	-	-	-	-
20	-	15.5	-	-	23.3	-	-
21	-	-	-	-	-	-	15.8
22	-	14.5	22.7	-	-	-	-
23	-	-	-	-	-	-	-
24	-	-	-	-	-	-	-

10-12	-	17.3	24.5	17.4	13.0	-	-
14-16	-	21.3	18.1	22.2	19.3	-	-
0-24	19.6	17.7	18.1	17.0	20.2	23.8	16.6

Average (ALL)	18.6
Weekday Inter-Peak	17.7

Channel 2 - Northbound

85th Percentile

Hr Ending	02/03/2023 Thursday	03/03/2023 Friday	04/03/2023 Saturday	05/03/2023 Sunday	06/03/2023 Monday	07/03/2023 Tuesday	08/03/2023 Wednesday
1	-	-	-	-	-	-	-
2	-	-	-	-	-	-	-
3	-	-	-	-	-	-	-
4	-	-	-	-	-	-	-
5	-	-	-	-	-	-	-
6	-	-	-	-	-	-	-
7	-	-	-	-	-	-	-
8	-	-	-	-	-	-	-
9	-	-	-	-	24.4	-	-
10	20.3	-	-	-	-	-	-
11	-	-	-	-	-	-	-
12	-	-	26.5	-	-	-	-
13	-	24.1	16.2	16.7	-	-	-
14	-	-	22.9	-	-	-	-
15	-	-	-	-	-	-	-
16	-	-	-	-	-	-	-
17	-	-	-	16.4	-	21.2	-
18	-	-	-	-	21.2	-	-
19	-	-	-	-	-	-	-
20	-	-	-	-	-	-	-
21	-	-	-	-	-	-	-
22	-	-	-	-	-	-	-
23	-	-	-	-	-	-	-
24	-	-	-	-	-	-	-

10-12	-	-	26.5	-	-	-	-
14-16	-	-	18.5	-	-	-	-
0-24	25.7	23.9	22.8	19.9	23.5	27.9	19.8

85th %ile (ALL)	23.6
Weekday Inter-Peak	20.9

Lincolnshire ATC 72

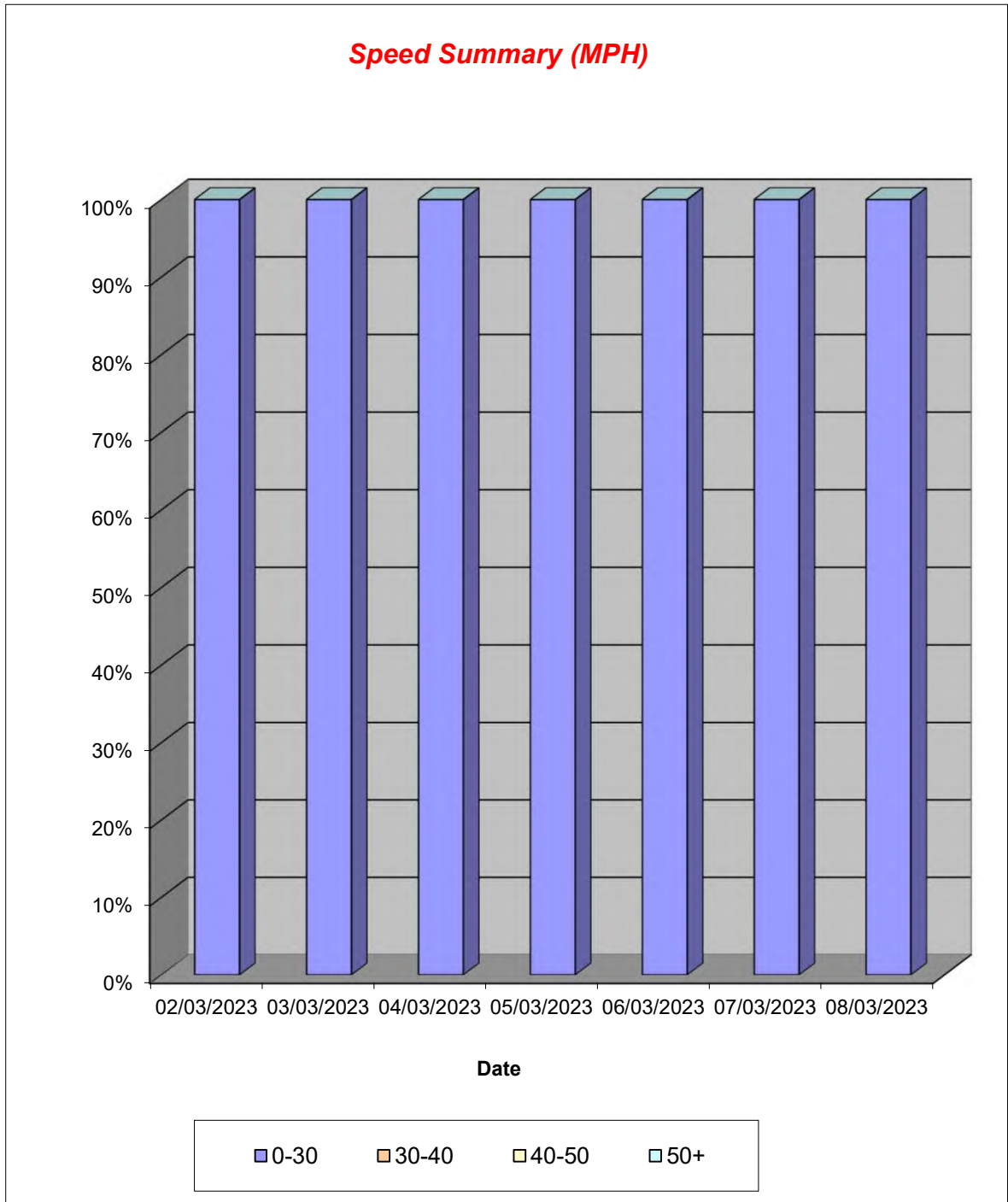
Produced by Road Data Services Ltd.

Channel 2 - Northbound

Speed Summary

Week 1

Speed (MPH)	02/03/2023 Thursday	03/03/2023 Friday	04/03/2023 Saturday	05/03/2023 Sunday	06/03/2023 Monday	07/03/2023 Tuesday	08/03/2023 Wednesday
0-30	6	10	12	7	10	3	5
30-40	0	0	0	0	0	0	0
40-50	0	0	0	0	0	0	0
50+	0	0	0	0	0	0	0
TOTAL	6	10	12	7	10	3	5



Lincolnshire ATC 72

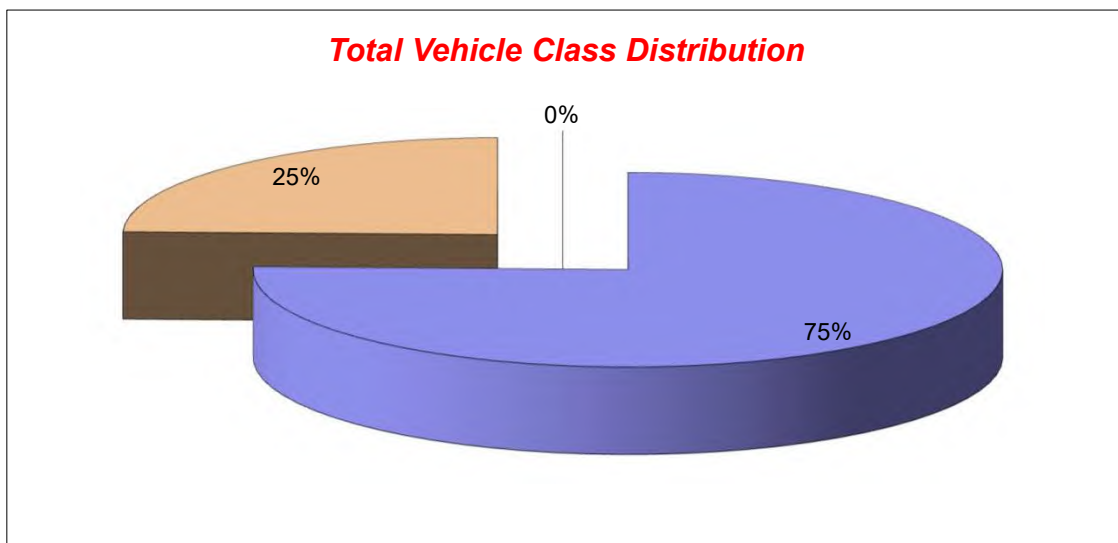
Produced by Road Data Services Ltd.

Channel 2 - Northbound

Vehicle Class

Week 1

Classes Day / Time	Car / LGV / Caravan - 1	OGV1 / Bus - 2,3,5,6,7,12	OGV2 - 4,8,9,10,11,13	TOTAL - 1-13
02/03/2023				
7-19	5	1	0	6
6-22	5	1	0	6
6-24	5	1	0	6
0-24	5	1	0	6
03/03/2023				
7-19	4	3	0	7
6-22	6	3	0	9
6-24	6	3	0	9
0-24	7	3	0	10
04/03/2023				
7-19	8	2	0	10
6-22	8	3	0	11
6-24	8	3	0	11
0-24	9	3	0	12
05/03/2023				
7-19	6	1	0	7
6-22	6	1	0	7
6-24	6	1	0	7
0-24	6	1	0	7
06/03/2023				
7-19	6	3	0	9
6-22	7	3	0	10
6-24	7	3	0	10
0-24	7	3	0	10
07/03/2023				
7-19	1	2	0	3
6-22	1	2	0	3
6-24	1	2	0	3
0-24	1	2	0	3
08/03/2023				
7-19	3	0	0	3
6-22	4	0	0	4
6-24	4	0	0	4
0-24	5	0	0	5
Average				
7-19	5	2	0	6
6-22	5	2	0	7
6-24	5	2	0	7
0-24	6	2	0	8



Lincolnshire ATC 73

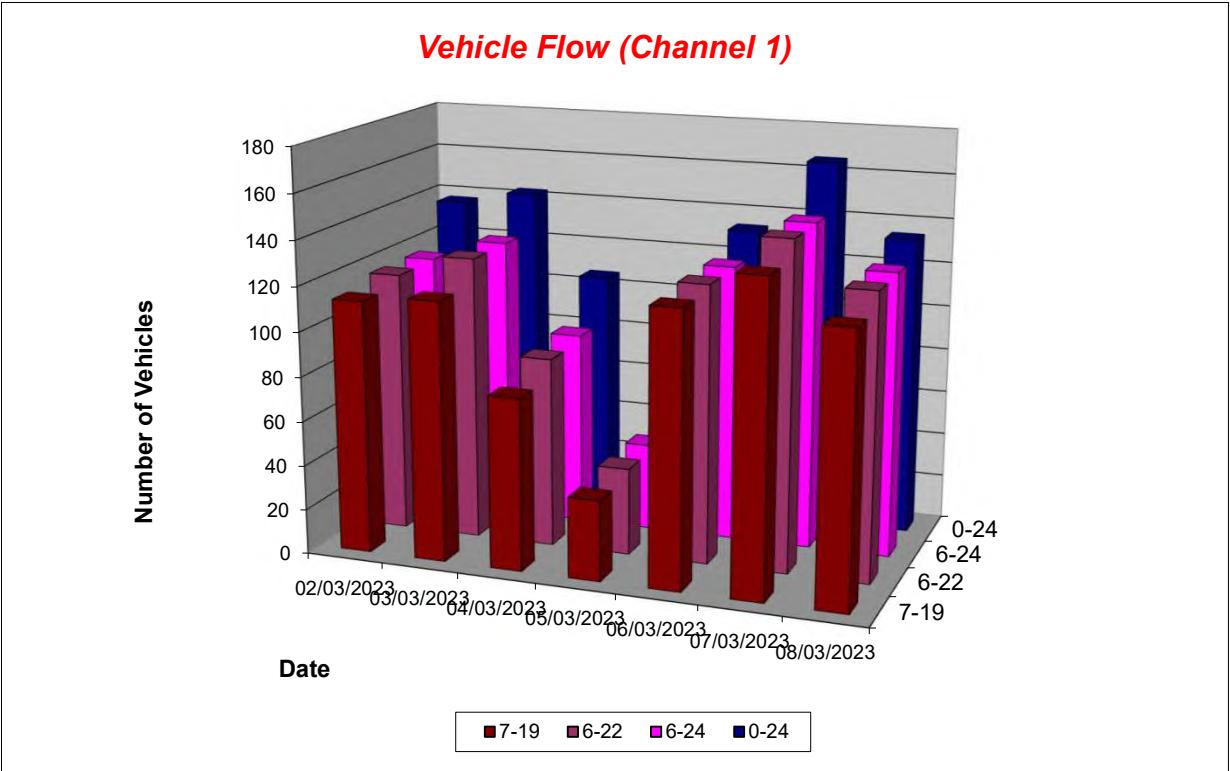
Produced by Road Data Services Ltd.

Channel 1 - Northbound

Vehicle Flow

Week 1

Hr Ending	02/03/2023 Thursday	03/03/2023 Friday	04/03/2023 Saturday	05/03/2023 Sunday	06/03/2023 Monday	07/03/2023 Tuesday	08/03/2023 Wednesday	Weekday Average	Average
1	4	1	0	0	0	3	0	2	1
2	0	0	0	0	0	0	0	0	0
3	0	1	0	0	0	0	0	0	0
4	1	0	0	0	0	0	0	0	0
5	0	0	0	0	1	1	1	1	0
6	15	14	19	4	8	16	6	12	12
7	3	10	4	1	0	5	3	4	4
8	7	7	6	1	18	7	11	10	8
9	25	16	6	3	11	14	18	17	13
10	12	4	10	2	7	16	9	10	9
11	6	12	8	5	17	14	16	13	11
12	5	6	5	4	11	15	3	8	7
13	2	10	3	4	5	7	10	7	6
14	7	10	10	7	6	8	8	8	8
15	8	2	8	2	18	11	5	9	8
16	10	7	6	1	5	12	7	8	7
17	7	13	7	4	7	17	12	11	10
18	21	21	2	2	17	14	19	18	14
19	3	8	6	1	0	3	2	3	3
20	0	0	4	1	2	1	2	1	1
21	0	1	0	1	0	2	1	1	1
22	1	0	0	0	0	0	1	0	0
23	0	0	1	0	0	0	0	0	0
24	0	0	1	0	0	0	0	0	0
7-19	113	116	77	36	122	138	120	122	103
6-22	117	127	85	39	124	146	127	128	109
6-24	117	127	87	39	124	146	127	128	110
0-24	137	143	106	43	133	166	134	143	123



Lincolnshire ATC 73

Produced by Road Data Services Ltd.

Channel 1 - Northbound

Average Speed

Week 1

Hr Ending	02/03/2023 Thursday	03/03/2023 Friday	04/03/2023 Saturday	05/03/2023 Sunday	06/03/2023 Monday	07/03/2023 Tuesday	08/03/2023 Wednesday
1	33.4	34.1	-	-	-	33.0	-
2	-	-	-	-	-	-	-
3	-	50.3	-	-	-	-	-
4	30.4	-	-	-	-	-	-
5	-	-	-	-	51.7	37.1	41.6
6	32.6	33.8	34.0	34.6	32.5	35.4	31.9
7	25.2	29.0	32.0	35.8	-	26.1	31.0
8	37.1	35.5	32.2	30.2	30.8	36.1	35.2
9	38.9	34.5	34.2	46.2	37.5	34.5	34.2
10	32.9	38.8	37.9	42.3	39.9	30.0	28.0
11	31.0	37.0	37.2	36.1	34.9	35.0	35.3
12	33.5	42.5	36.6	32.5	31.0	33.2	32.7
13	42.5	32.8	37.6	33.4	33.5	38.8	32.0
14	34.2	35.1	35.6	39.4	28.0	29.8	36.6
15	36.2	31.2	31.6	40.2	32.2	36.1	38.0
16	38.1	42.7	33.0	49.9	33.6	31.9	45.8
17	35.3	35.6	40.0	26.5	36.8	41.7	37.2
18	32.4	34.8	38.0	39.0	41.1	37.4	30.6
19	42.9	38.0	34.7	37.4	-	48.7	35.9
20	-	-	32.8	39.4	27.0	33.3	46.4
21	-	37.3	-	31.0	-	40.4	31.4
22	41.1	-	-	-	-	-	37.2
23	-	-	44.0	-	-	-	-
24	-	-	30.1	-	-	-	-

10-12	32.1	38.8	37.0	34.5	33.4	34.0	34.9
14-16	37.3	40.1	32.2	43.5	32.5	33.9	42.5
0-24	35.0	35.5	35.1	36.5	34.5	35.1	34.5

Average (ALL)	35.0
Weekday Inter-Peak	35.3

Channel 1 - Northbound

85th Percentile

Hr Ending	02/03/2023 Thursday	03/03/2023 Friday	04/03/2023 Saturday	05/03/2023 Sunday	06/03/2023 Monday	07/03/2023 Tuesday	08/03/2023 Wednesday
1	33.8	-	-	-	-	33.9	-
2	-	-	-	-	-	-	-
3	-	-	-	-	-	-	-
4	-	-	-	-	-	-	-
5	-	-	-	-	-	-	-
6	35.7	41.4	39.9	40.4	41.3	40.2	38.7
7	29.6	33.5	32.2	-	-	34.6	33.4
8	42.4	43.2	43.1	-	35.2	41.0	45.1
9	44.2	44.0	44.5	54.3	44.1	38.2	39.3
10	41.2	41.6	41.6	45.3	47.7	35.9	34.1
11	33.5	41.1	42.9	40.0	38.6	42.0	43.0
12	41.4	48.0	42.1	33.9	35.4	37.6	42.7
13	56.6	38.2	38.8	37.8	34.5	45.4	37.5
14	42.5	41.0	42.3	43.1	36.5	38.4	45.3
15	43.7	32.1	35.3	40.3	38.0	43.1	50.3
16	44.5	56.1	33.7	-	39.6	42.3	54.2
17	42.6	40.8	47.9	31.0	42.8	48.4	46.0
18	37.2	39.7	40.0	50.0	46.5	41.6	37.5
19	48.1	41.2	41.4	-	-	62.5	41.8
20	-	-	35.3	-	33.0	-	51.7
21	-	-	-	-	-	43.9	-
22	-	-	-	-	-	-	-
23	-	-	-	-	-	-	-
24	-	-	-	-	-	-	-

10-12	37.9	44.1	42.6	38.1	37.8	39.9	43.1
14-16	44.3	52.9	35.1	48.2	38.4	43.1	53.5
0-24	42.0	42.9	41.7	43.7	41.6	42.9	43.1

85th %ile (ALL)	42.5
Weekday Inter-Peak	43.2

Lincolnshire ATC 73

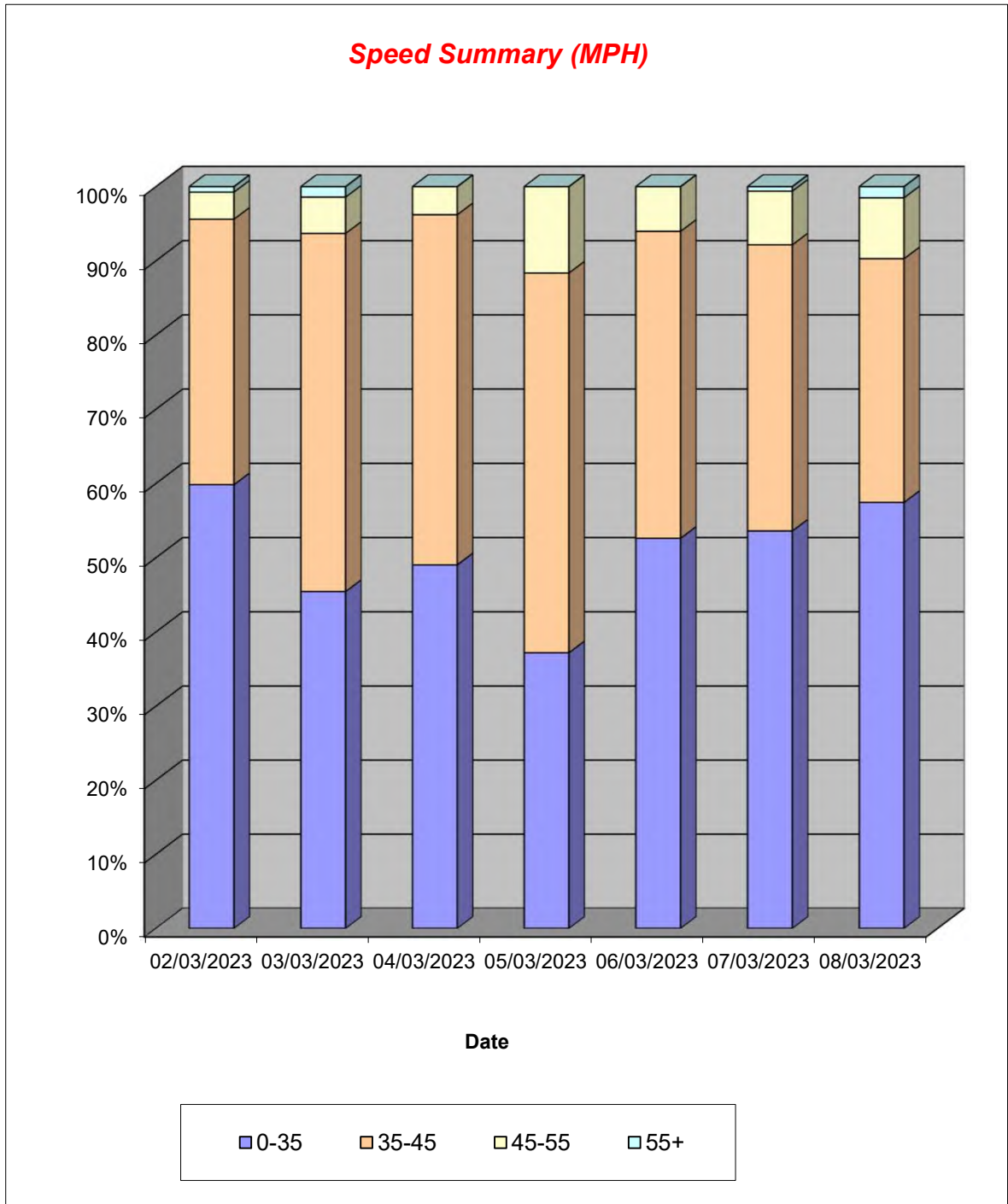
Produced by Road Data Services Ltd.

Channel 1 - Northbound

Speed Summary

Week 1

Speed (MPH)	02/03/2023 Thursday	03/03/2023 Friday	04/03/2023 Saturday	05/03/2023 Sunday	06/03/2023 Monday	07/03/2023 Tuesday	08/03/2023 Wednesday
0-35	82	65	52	16	70	89	77
35-45	49	69	50	22	55	64	44
45-55	5	7	4	5	8	12	11
55+	1	2	0	0	0	1	2
TOTAL	137	143	106	43	133	166	134



Lincolnshire ATC 73

Produced by Road Data Services Ltd.

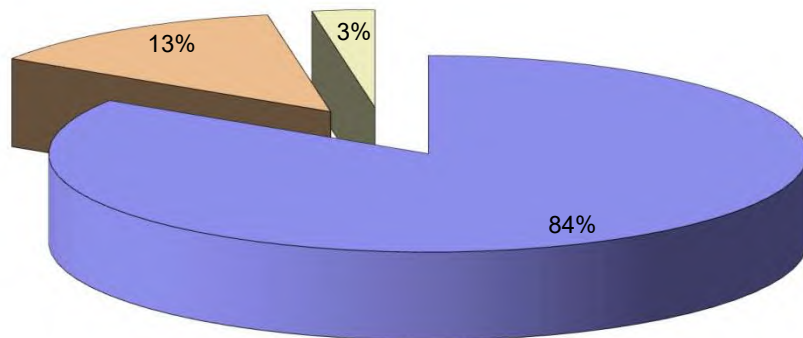
Channel 1 - Northbound

Vehicle Class

Week 1

Classes Day / Time	Car / LGV / Caravan - 1	OGV1 / Bus - 2,3,5,6,7,12	OGV2 - 4,8,9,10,11,13	TOTAL - 1-13
02/03/2023				
7-19	87	22	4	113
6-22	91	22	4	117
6-24	91	22	4	117
0-24	110	23	4	137
03/03/2023				
7-19	91	23	2	116
6-22	100	25	2	127
6-24	100	25	2	127
0-24	116	25	2	143
04/03/2023				
7-19	66	10	1	77
6-22	73	11	1	85
6-24	74	11	2	87
0-24	93	11	2	106
05/03/2023				
7-19	32	4	0	36
6-22	35	4	0	39
6-24	35	4	0	39
0-24	39	4	0	43
06/03/2023				
7-19	103	13	6	122
6-22	105	13	6	124
6-24	105	13	6	124
0-24	113	14	6	133
07/03/2023				
7-19	116	19	3	138
6-22	121	21	4	146
6-24	121	21	4	146
0-24	139	23	4	166
08/03/2023				
7-19	101	14	5	120
6-22	108	14	5	127
6-24	108	14	5	127
0-24	115	14	5	134
Average				
7-19	85	15	3	103
6-22	90	16	3	109
6-24	91	16	3	110
0-24	104	16	3	123

Total Vehicle Class Distribution



Lincolnshire ATC 73

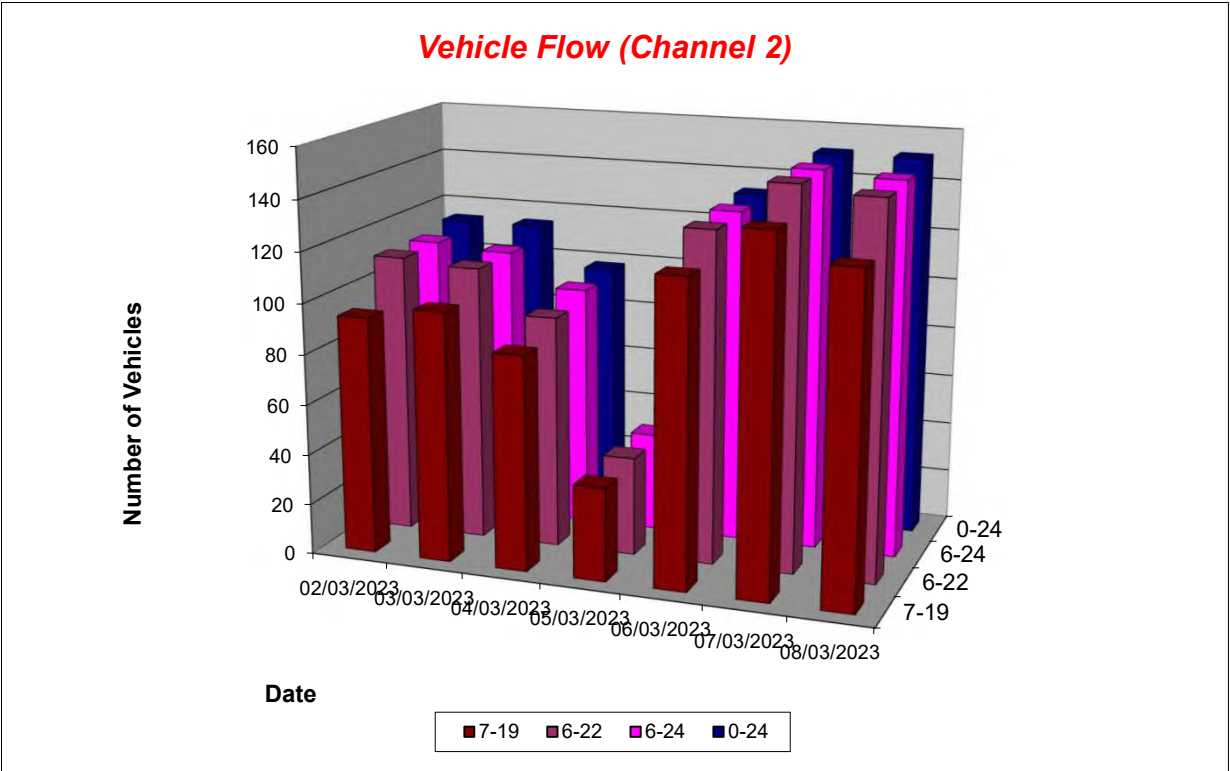
Produced by Road Data Services Ltd.

Channel 2 - Southbound

Vehicle Flow

Week 1

Hr Ending	02/03/2023 Thursday	03/03/2023 Friday	04/03/2023 Saturday	05/03/2023 Sunday	06/03/2023 Monday	07/03/2023 Tuesday	08/03/2023 Wednesday	Weekday Average	Average
1	0	0	0	0	0	0	0	0	0
2	0	0	0	0	0	0	0	0	0
3	0	0	0	0	0	0	0	0	0
4	0	0	0	0	0	0	0	0	0
5	2	1	0	0	1	1	1	1	1
6	1	4	2	0	0	0	2	1	1
7	14	5	6	1	4	8	11	8	7
8	4	3	12	0	5	8	6	5	5
9	12	8	4	0	9	17	16	12	9
10	5	12	6	1	8	13	10	10	8
11	10	12	8	6	3	9	14	10	9
12	3	2	8	3	3	7	15	6	6
13	2	11	5	7	16	6	5	8	7
14	7	7	12	4	12	13	12	10	10
15	8	6	6	2	11	7	7	8	7
16	15	19	9	4	17	17	9	15	13
17	5	8	8	2	18	13	11	11	9
18	16	6	5	4	13	19	8	12	10
19	7	5	2	4	5	10	15	8	7
20	2	3	1	1	5	1	4	3	2
21	0	1	0	0	2	1	3	1	1
22	1	1	0	0	0	1	1	1	1
23	0	0	2	0	1	0	1	0	1
24	0	0	2	0	0	0	0	0	0
7-19	94	99	85	37	120	139	128	116	100
6-22	111	109	92	39	131	150	147	130	111
6-24	111	109	96	39	132	150	148	130	112
0-24	114	114	98	39	133	151	151	133	114



Lincolnshire ATC 73

Produced by Road Data Services Ltd.

Channel 2 - Southbound

Average Speed

Week 1

Hr Ending	02/03/2023 Thursday	03/03/2023 Friday	04/03/2023 Saturday	05/03/2023 Sunday	06/03/2023 Monday	07/03/2023 Tuesday	08/03/2023 Wednesday
1	-	-	-	-	-	-	-
2	-	-	-	-	-	-	-
3	-	-	-	-	-	-	-
4	-	-	-	-	-	-	-
5	41.7	39.0	-	-	38.1	31.5	38.3
6	40.7	22.5	22.6	-	-	-	36.4
7	22.8	26.3	26.4	37.4	25.6	27.4	34.8
8	34.3	23.6	30.3	-	37.8	24.2	31.6
9	28.7	35.6	29.9	-	33.9	32.3	31.5
10	21.1	30.8	35.9	44.8	35.3	30.6	30.7
11	36.7	34.4	38.2	30.2	40.6	31.5	42.8
12	35.2	38.0	36.2	37.0	29.0	37.0	35.8
13	42.1	35.8	30.5	35.9	42.9	26.6	38.1
14	35.3	40.4	40.9	35.7	32.8	33.9	28.4
15	40.8	32.0	39.4	43.4	33.2	32.4	34.7
16	36.7	32.0	32.1	41.0	27.7	31.5	40.9
17	36.7	36.3	33.8	39.1	34.0	36.0	34.9
18	34.7	30.8	35.3	31.3	31.9	33.4	34.0
19	37.2	41.7	31.6	33.0	27.8	37.9	29.1
20	42.0	37.1	43.9	24.3	39.5	36.8	33.4
21	-	64.4	-	-	31.9	41.9	37.4
22	45.5	32.7	-	-	-	40.0	32.7
23	-	-	46.5	-	35.9	-	36.3
24	-	-	36.0	-	-	-	-

10-12	36.4	34.9	37.2	32.5	34.8	33.9	39.2
14-16	38.1	32.0	35.0	41.8	29.8	31.8	38.2
0-24	33.7	33.7	34.5	35.4	33.9	32.4	34.3

Average (ALL)	33.8
Weekday Inter-Peak	34.7

Channel 2 - Southbound

85th Percentile

Hr Ending	02/03/2023 Thursday	03/03/2023 Friday	04/03/2023 Saturday	05/03/2023 Sunday	06/03/2023 Monday	07/03/2023 Tuesday	08/03/2023 Wednesday
1	-	-	-	-	-	-	-
2	-	-	-	-	-	-	-
3	-	-	-	-	-	-	-
4	-	-	-	-	-	-	-
5	46.0	-	-	-	-	-	-
6	-	28.3	23.5	-	-	-	37.6
7	33.1	30.5	30.3	-	35.1	36.2	40.7
8	41.9	24.5	37.6	-	46.4	28.7	36.9
9	40.5	42.9	36.0	-	40.6	39.0	39.8
10	30.2	37.2	41.4	-	38.6	40.7	40.1
11	44.6	41.0	44.8	39.0	46.9	37.2	44.8
12	42.5	49.3	44.0	37.9	34.7	45.2	42.7
13	51.9	46.5	40.4	48.2	51.1	30.8	43.1
14	41.7	48.1	44.4	43.4	38.4	42.1	32.2
15	47.0	42.6	43.4	57.9	38.4	44.4	44.8
16	49.6	39.6	41.7	44.3	37.2	41.6	52.1
17	43.5	46.5	38.5	44.4	41.5	46.3	41.7
18	41.8	39.2	43.1	37.4	38.6	38.8	38.6
19	42.7	52.5	36.1	36.9	34.6	42.0	33.5
20	43.3	44.3	-	-	46.8	-	36.8
21	-	-	-	-	35.4	-	45.9
22	-	-	-	-	-	-	-
23	-	-	47.6	-	-	-	-
24	-	-	36.5	-	-	-	-

10-12	44.1	42.5	44.5	40.4	43.3	41.4	45.5
14-16	49.3	40.4	43.7	50.7	38.4	42.5	49.4
0-24	44.6	43.4	42.6	44.6	42.6	41.1	42.3

85th %ile (ALL)	42.9
Weekday Inter-Peak	44.3

Lincolnshire ATC 73

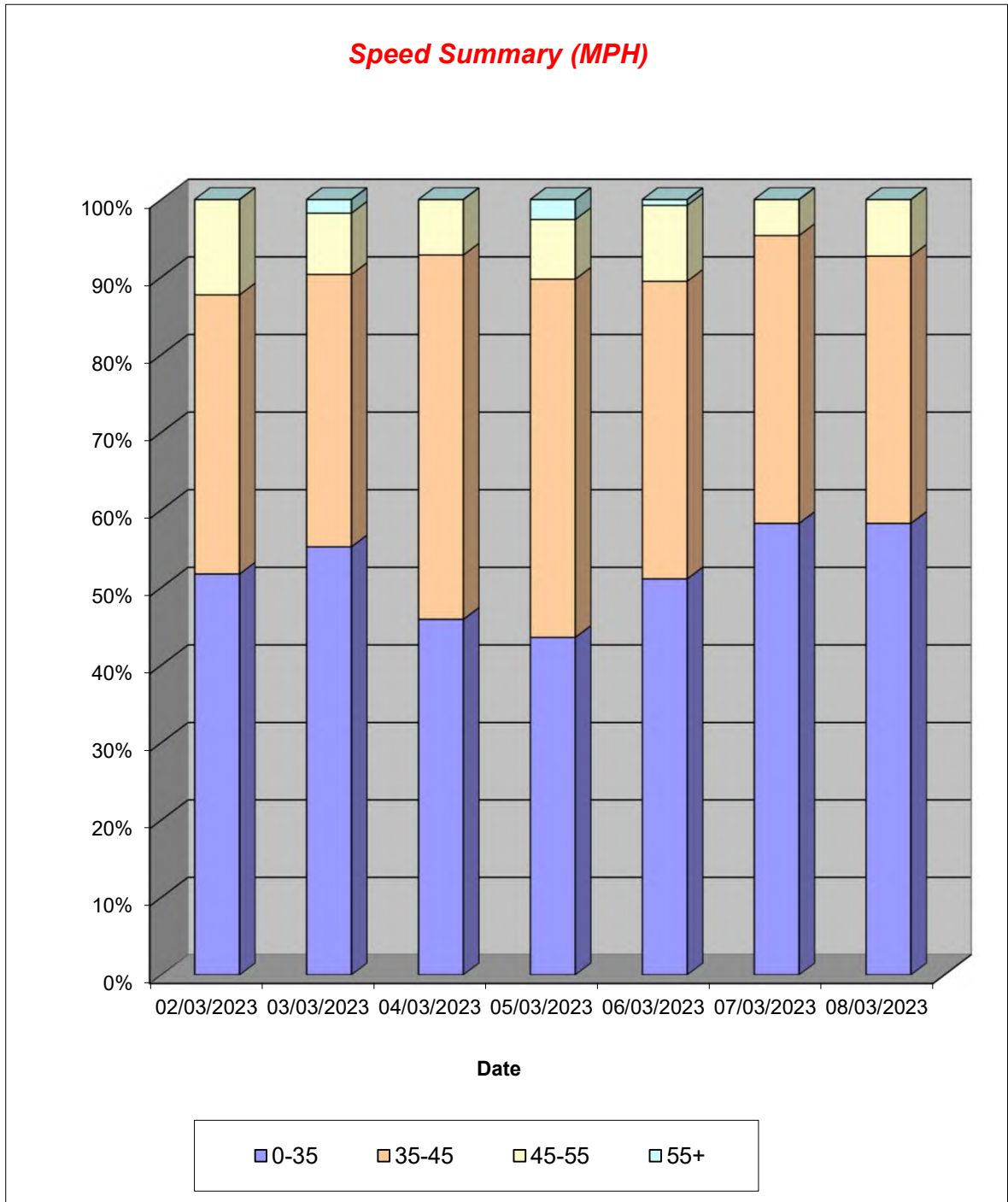
Produced by Road Data Services Ltd.

Channel 2 - Southbound

Speed Summary

Week 1

Speed (MPH)	02/03/2023 Thursday	03/03/2023 Friday	04/03/2023 Saturday	05/03/2023 Sunday	06/03/2023 Monday	07/03/2023 Tuesday	08/03/2023 Wednesday
0-35	59	63	45	17	68	88	88
35-45	41	40	46	18	51	56	52
45-55	14	9	7	3	13	7	11
55+	0	2	0	1	1	0	0
TOTAL	114	114	98	39	133	151	151



Lincolnshire ATC 73

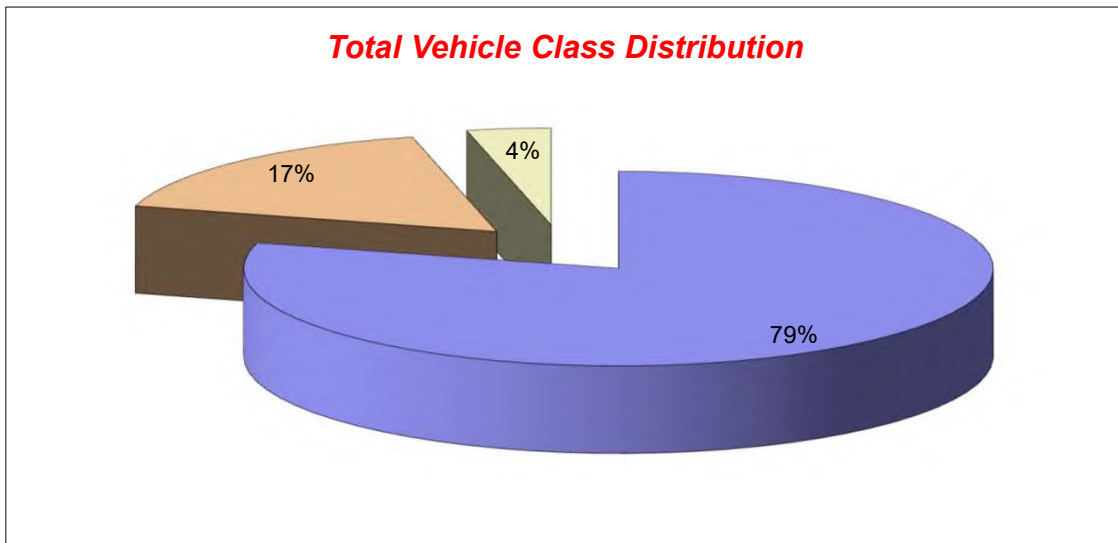
Produced by Road Data Services Ltd.

Channel 2 - Southbound

Vehicle Class

Week 1

Classes Day / Time	Car / LGV / Caravan - 1	OGV1 / Bus - 2,3,5,6,7,12	OGV2 - 4,8,9,10,11,13	TOTAL - 1-13
02/03/2023				
7-19	74	18	2	94
6-22	89	20	2	111
6-24	89	20	2	111
0-24	90	22	2	114
03/03/2023				
7-19	74	24	1	99
6-22	81	27	1	109
6-24	81	27	1	109
0-24	85	28	1	114
04/03/2023				
7-19	74	11	0	85
6-22	79	13	0	92
6-24	82	14	0	96
0-24	84	14	0	98
05/03/2023				
7-19	29	7	1	37
6-22	31	7	1	39
6-24	31	7	1	39
0-24	31	7	1	39
06/03/2023				
7-19	90	24	6	120
6-22	100	25	6	131
6-24	101	25	6	132
0-24	102	25	6	133
07/03/2023				
7-19	104	23	12	139
6-22	113	25	12	150
6-24	113	25	12	150
0-24	114	25	12	151
08/03/2023				
7-19	108	13	7	128
6-22	125	15	7	147
6-24	126	15	7	148
0-24	128	16	7	151
Average				
7-19	79	17	4	100
6-22	88	19	4	111
6-24	89	19	4	112
0-24	91	20	4	114



Lincolnshire ATC 74, Butterwick Road

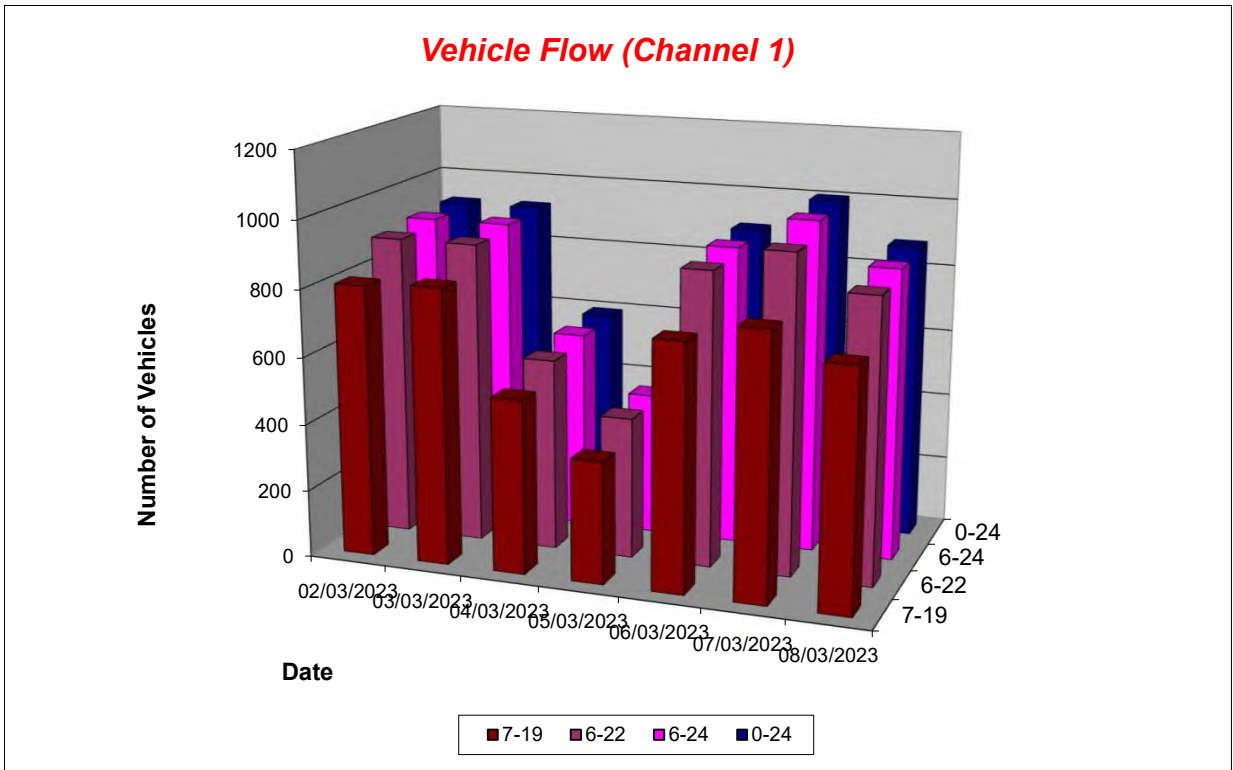
Produced by Road Data Services Ltd.

Channel 1 - Northeastbound

Vehicle Flow

Week 1

Hr Ending	02/03/2023 Thursday	03/03/2023 Friday	04/03/2023 Saturday	05/03/2023 Sunday	06/03/2023 Monday	07/03/2023 Tuesday	08/03/2023 Wednesday	Weekday Average	Average
1	0	0	2	1	0	2	3	1	1
2	1	2	0	3	1	1	2	1	1
3	1	1	1	0	2	2	5	2	2
4	0	1	0	1	0	3	0	1	1
5	2	0	1	2	2	2	2	2	2
6	3	4	2	0	1	4	3	3	2
7	13	16	11	7	14	14	6	13	12
8	40	45	17	5	39	38	34	39	31
9	123	124	31	13	122	134	120	125	95
10	44	37	42	20	47	49	49	45	41
11	58	51	34	36	35	50	49	49	45
12	52	55	75	41	41	41	48	47	50
13	51	63	54	41	55	40	43	50	50
14	53	52	51	47	32	52	37	45	46
15	88	105	33	41	82	91	77	89	74
16	92	102	47	38	103	88	80	93	79
17	95	77	48	26	78	84	68	80	68
18	55	70	46	30	53	67	68	63	56
19	57	39	39	24	42	49	33	44	40
20	35	21	14	14	52	60	45	43	34
21	20	23	18	20	42	52	45	36	31
22	21	17	11	17	38	36	40	30	26
23	13	11	12	3	12	35	17	18	15
24	3	5	7	1	6	8	7	6	5
7-19	808	820	517	362	729	783	706	769	675
6-22	897	897	571	420	875	945	842	891	778
6-24	913	913	590	424	893	988	866	915	798
0-24	920	921	596	431	899	1002	881	925	807



Lincolnshire ATC 74, Butterwick Road

Produced by Road Data Services Ltd.

Channel 1 - Northeastbound

Average Speed

Week 1

Hr Ending	02/03/2023 Thursday	03/03/2023 Friday	04/03/2023 Saturday	05/03/2023 Sunday	06/03/2023 Monday	07/03/2023 Tuesday	08/03/2023 Wednesday
1	-	-	32.8	65.0	-	43.8	45.4
2	49.1	54.2	-	42.8	28.9	39.9	59.3
3	52.4	31.8	43.0	-	41.3	39.6	44.5
4	-	43.5	-	43.3	-	44.3	-
5	40.8	-	36.3	41.0	46.7	39.0	38.9
6	43.4	39.8	43.9	-	41.3	48.1	42.3
7	39.3	42.1	38.2	37.0	39.9	42.1	38.5
8	40.6	42.3	40.9	42.5	40.2	41.0	41.4
9	38.8	41.0	38.7	44.9	39.5	41.2	40.1
10	38.2	37.7	40.7	40.7	40.8	39.9	38.9
11	36.8	39.1	37.3	41.6	37.0	39.1	39.5
12	36.6	39.5	40.1	41.4	39.5	40.3	38.4
13	39.2	37.4	37.4	42.7	38.2	40.5	39.2
14	36.7	38.3	39.1	41.0	40.1	39.5	37.5
15	40.2	39.5	40.1	40.7	38.7	41.2	41.7
16	39.3	39.8	40.2	39.1	39.2	41.0	38.9
17	40.0	40.3	42.0	39.9	40.9	40.0	40.0
18	37.6	40.9	41.9	42.8	39.7	42.9	39.9
19	38.2	42.1	43.6	42.1	43.1	41.0	39.1
20	39.7	42.1	41.8	42.2	40.0	39.2	36.4
21	43.8	42.3	37.4	42.0	38.3	40.4	39.8
22	42.6	41.4	40.3	39.6	38.7	43.2	37.1
23	46.2	42.4	42.8	40.1	44.2	39.2	40.3
24	41.7	39.7	42.3	48.2	44.0	45.1	42.9

10-12	36.7	39.3	39.2	41.5	38.4	39.6	38.9
14-16	39.7	39.7	40.2	39.9	39.0	41.1	40.3
0-24	39.1	40.1	40.1	41.3	39.7	40.8	39.5

Average (ALL)	40.0
Weekday Inter-Peak	39.4

Channel 1 - Northeastbound

85th Percentile

Hr Ending	02/03/2023 Thursday	03/03/2023 Friday	04/03/2023 Saturday	05/03/2023 Sunday	06/03/2023 Monday	07/03/2023 Tuesday	08/03/2023 Wednesday
1	-	-	38.3	-	-	52.0	50.8
2	-	70.6	-	51.3	-	-	70.9
3	-	-	-	-	47.0	40.8	54.5
4	-	-	-	-	-	50.2	-
5	41.6	-	-	44.6	53.7	42.1	41.7
6	49.0	46.2	46.8	-	-	52.2	47.5
7	49.2	50.2	44.6	41.6	45.8	48.5	45.6
8	48.5	48.6	48.7	49.9	48.9	47.1	49.9
9	44.6	47.8	46.8	51.4	45.3	47.0	45.6
10	43.6	43.4	46.7	47.6	46.9	47.6	48.1
11	43.6	45.8	44.6	48.2	43.7	46.1	46.0
12	43.2	45.7	46.7	49.2	45.4	45.8	46.7
13	45.3	46.4	45.2	48.4	44.6	49.4	46.4
14	43.4	46.4	45.5	48.7	46.0	46.3	46.4
15	47.2	46.5	48.6	49.9	47.0	48.4	47.4
16	46.2	46.3	46.4	47.0	45.2	47.0	45.2
17	47.2	46.4	51.8	48.6	48.8	48.8	47.3
18	43.7	48.4	49.0	48.5	46.1	50.1	46.1
19	45.6	50.3	51.4	48.5	48.8	48.6	45.8
20	45.5	49.3	51.9	47.6	47.3	45.4	42.2
21	52.8	50.3	43.4	49.2	43.5	47.3	47.1
22	49.8	48.1	46.3	47.7	45.1	50.8	42.4
23	54.9	51.9	49.8	46.3	53.8	45.1	49.5
24	43.9	45.6	49.7	-	57.5	57.4	51.7

10-12	43.4	45.8	46.1	48.7	44.8	46.0	46.4
14-16	46.7	46.5	47.5	48.5	46.1	47.7	46.5
0-24	46.1	47.4	47.7	48.8	46.6	47.9	46.7

85th %ile (ALL)	47.2
Weekday Inter-Peak	46.2

Lincolnshire ATC 74, Butterwick Road

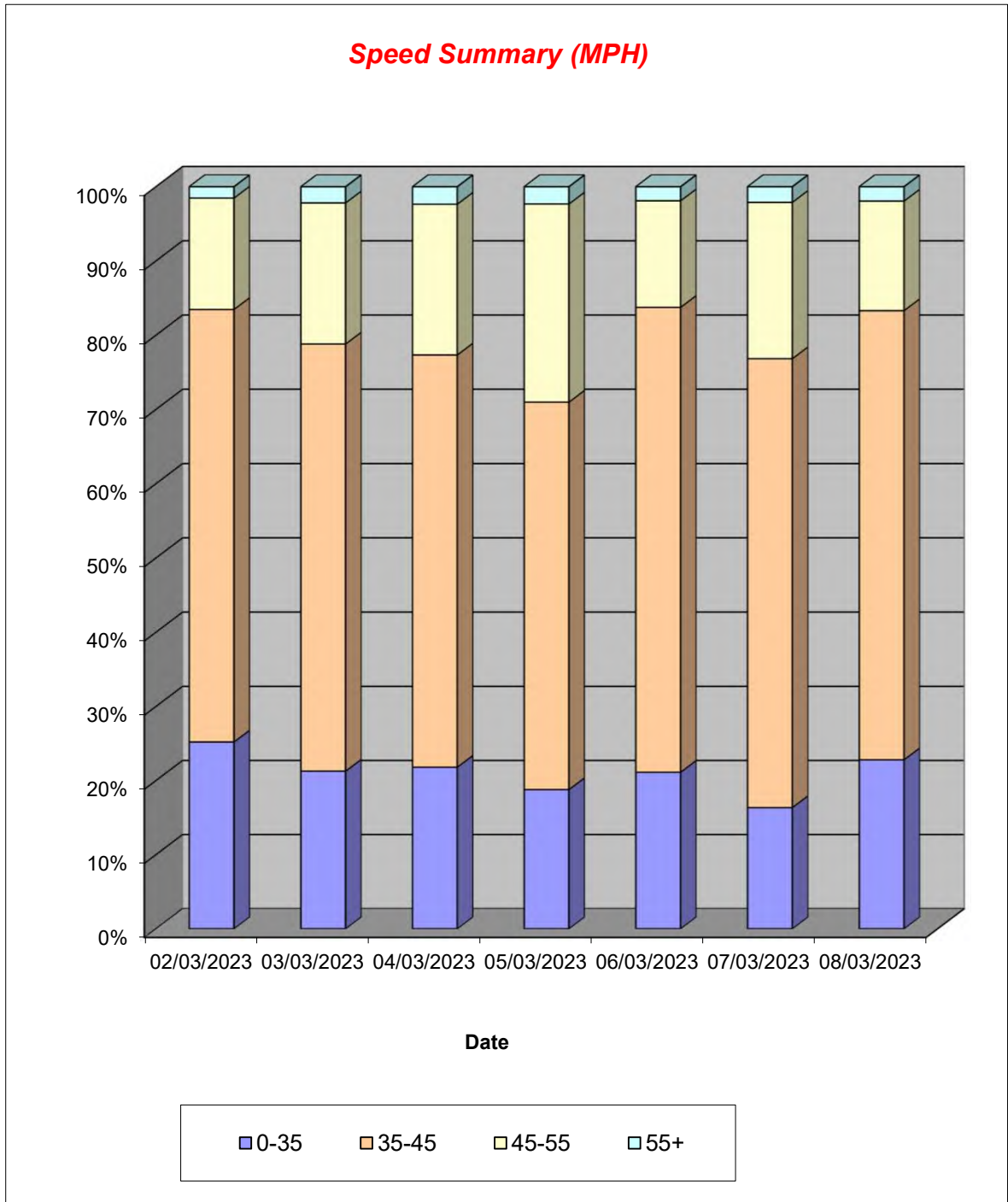
Produced by Road Data Services Ltd.

Channel 1 - Northeastbound

Speed Summary

Week 1

Speed (MPH)	02/03/2023 Thursday	03/03/2023 Friday	04/03/2023 Saturday	05/03/2023 Sunday	06/03/2023 Monday	07/03/2023 Tuesday	08/03/2023 Wednesday
0-35	232	196	130	81	190	164	201
35-45	536	530	331	225	563	606	533
45-55	138	175	121	115	129	211	130
55+	14	20	14	10	17	21	17
TOTAL	920	921	596	431	899	1002	881



Lincolnshire ATC 74, Butterwick Road

Produced by Road Data Services Ltd.

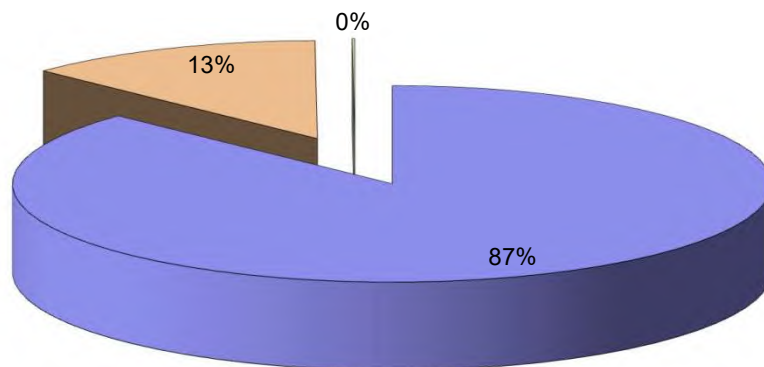
Channel 1 - Northeastbound

Vehicle Class

Week 1

Classes Day / Time	Car / LGV / Caravan - 1	OGV1 / Bus - 2,3,5,6,7,12	OGV2 - 4,8,9,10,11,13	TOTAL - 1-13
02/03/2023				
7-19	689	117	2	808
6-22	770	125	2	897
6-24	785	126	2	913
0-24	791	127	2	920
03/03/2023				
7-19	706	113	1	820
6-22	771	125	1	897
6-24	787	125	1	913
0-24	794	126	1	921
04/03/2023				
7-19	453	64	0	517
6-22	503	68	0	571
6-24	522	68	0	590
0-24	527	69	0	596
05/03/2023				
7-19	321	41	0	362
6-22	379	41	0	420
6-24	382	42	0	424
0-24	389	42	0	431
06/03/2023				
7-19	620	107	2	729
6-22	748	125	2	875
6-24	765	126	2	893
0-24	771	126	2	899
07/03/2023				
7-19	666	116	1	783
6-22	817	127	1	945
6-24	860	127	1	988
0-24	873	128	1	1002
08/03/2023				
7-19	619	87	0	706
6-22	742	100	0	842
6-24	765	101	0	866
0-24	779	102	0	881
Average				
7-19	582	92	1	675
6-22	676	102	1	778
6-24	695	102	1	798
0-24	703	103	1	807

Total Vehicle Class Distribution



Lincolnshire ATC 74, Butterwick Road

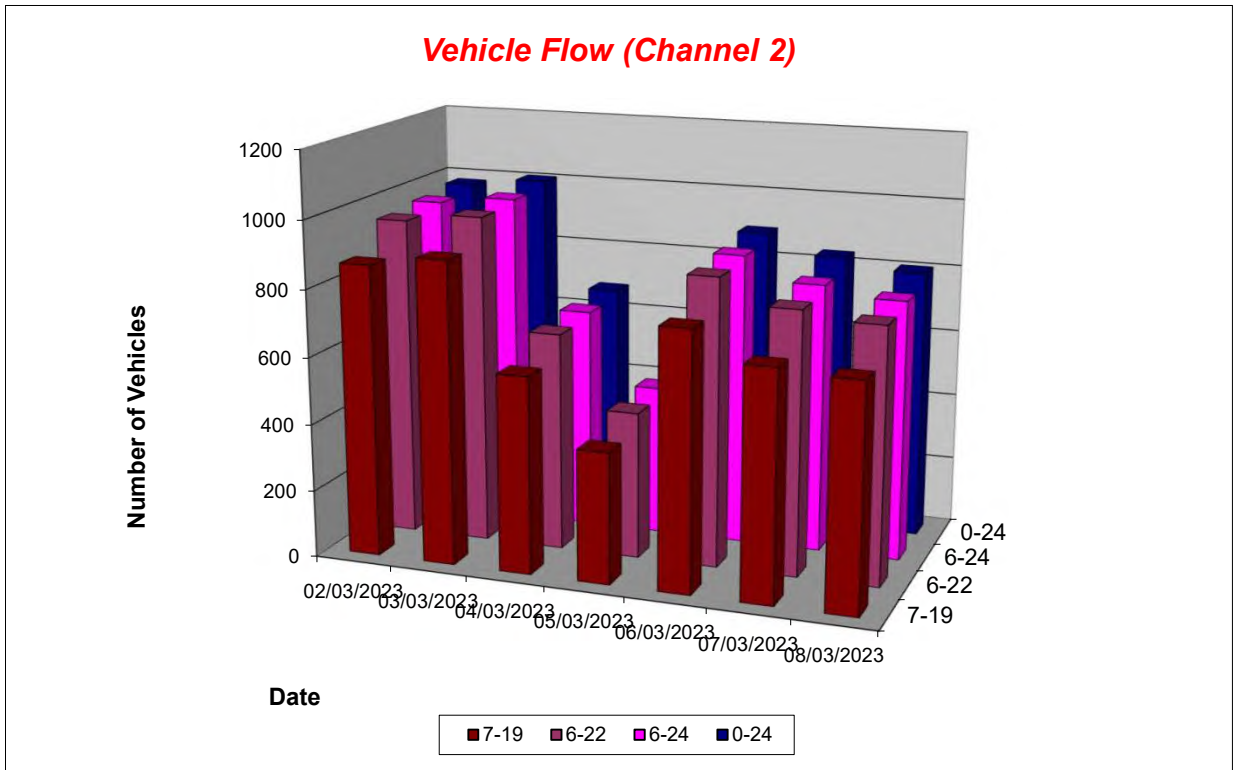
Produced by Road Data Services Ltd.

Channel 2 - Southwestbound

Vehicle Flow

Week 1

Hr Ending	02/03/2023 Thursday	03/03/2023 Friday	04/03/2023 Saturday	05/03/2023 Sunday	06/03/2023 Monday	07/03/2023 Tuesday	08/03/2023 Wednesday	Weekday Average	Average
1	1	1	2	8	1	1	1	1	2
2	0	0	0	2	0	1	2	1	1
3	1	1	3	2	0	5	4	2	2
4	2	1	1	1	1	1	1	1	1
5	3	2	2	0	3	2	4	3	2
6	8	11	7	4	15	22	19	15	12
7	27	25	13	5	30	19	19	24	20
8	64	72	14	8	61	43	46	57	44
9	151	159	46	15	149	126	119	141	109
10	77	69	52	31	40	55	47	58	53
11	52	65	82	45	39	43	35	47	52
12	60	58	71	38	57	38	48	52	53
13	56	69	65	34	42	37	39	49	49
14	49	59	46	61	44	43	41	47	49
15	44	44	52	36	37	38	37	40	41
16	152	142	36	35	117	108	107	125	100
17	78	72	53	29	89	70	58	73	64
18	44	50	33	28	57	45	49	49	44
19	41	41	36	30	33	33	40	38	36
20	30	27	19	19	24	43	42	33	29
21	20	14	19	13	14	20	22	18	17
22	7	12	13	10	24	22	10	15	14
23	11	7	8	3	5	9	11	9	8
24	2	4	4	7	8	9	3	5	5
7-19	868	900	586	390	765	679	666	776	693
6-22	952	978	650	437	857	783	759	866	774
6-24	965	989	662	447	870	801	773	880	787
0-24	980	1005	677	464	890	833	804	902	808



Lincolnshire ATC 74, Butterwick Road

Produced by Road Data Services Ltd.

Channel 2 - Southwestbound

Average Speed

Week 1

Hr Ending	02/03/2023 Thursday	03/03/2023 Friday	04/03/2023 Saturday	05/03/2023 Sunday	06/03/2023 Monday	07/03/2023 Tuesday	08/03/2023 Wednesday
1	47.0	43.2	54.4	41.0	40.7	42.0	46.2
2	-	-	-	37.2	-	29.0	47.7
3	32.3	26.3	40.4	34.9	-	37.1	37.5
4	50.3	47.3	61.0	40.0	41.0	47.4	40.1
5	54.2	47.7	47.5	-	42.6	36.8	39.5
6	43.7	43.7	43.1	39.1	45.3	40.2	39.5
7	40.9	42.0	38.6	46.1	38.6	39.7	40.2
8	42.7	42.2	39.1	42.8	41.1	41.6	42.0
9	39.7	41.5	40.5	41.6	39.2	40.2	41.8
10	38.4	39.3	41.0	41.2	38.5	40.2	37.1
11	38.4	40.5	38.1	42.7	36.4	38.8	39.3
12	38.3	41.3	39.1	42.1	38.1	38.4	39.1
13	40.7	41.2	42.3	43.4	38.1	37.2	40.9
14	40.7	40.1	40.5	40.3	37.1	38.9	39.1
15	38.9	37.7	40.7	44.4	36.2	41.0	38.1
16	38.9	40.5	39.6	42.2	39.0	39.0	37.9
17	41.0	43.3	40.4	41.4	38.1	40.9	41.3
18	40.8	42.2	44.7	39.4	40.2	42.7	39.5
19	41.5	40.5	40.6	44.6	42.1	41.4	40.4
20	40.8	44.3	43.3	44.2	42.1	39.4	37.0
21	40.8	47.8	41.7	43.5	40.4	42.9	37.6
22	49.3	42.4	44.4	40.0	35.9	36.2	41.7
23	46.0	45.2	42.2	31.0	49.5	40.8	41.6
24	50.3	41.0	38.1	40.0	37.6	40.6	37.2

10-12	38.3	40.9	38.6	42.4	37.4	38.6	39.2
14-16	38.9	39.8	40.2	43.3	38.3	39.5	38.0
0-24	40.2	41.3	40.7	42.0	39.0	39.9	39.7

Average (ALL)	40.3
Weekday Inter-Peak	39.0

Channel 2 - Southwestbound

85th Percentile

Hr Ending	02/03/2023 Thursday	03/03/2023 Friday	04/03/2023 Saturday	05/03/2023 Sunday	06/03/2023 Monday	07/03/2023 Tuesday	08/03/2023 Wednesday
1	-	-	67.3	49.9	-	-	-
2	-	-	-	37.4	-	-	51.3
3	-	-	47.0	36.9	-	40.7	44.7
4	53.2	-	-	-	-	-	-
5	61.4	52.1	51.1	-	45.8	38.3	45.7
6	56.5	53.2	54.0	47.5	53.1	46.5	46.4
7	48.3	48.9	44.9	59.9	43.7	45.8	49.5
8	51.1	49.2	50.4	50.7	47.6	48.4	49.2
9	45.9	48.2	49.3	49.8	46.0	46.3	49.9
10	44.4	48.8	50.0	47.9	45.6	45.9	43.4
11	45.5	47.9	43.0	49.6	42.9	47.5	46.8
12	44.6	48.8	45.0	49.4	44.7	45.5	46.5
13	50.0	49.6	49.6	51.1	44.6	43.4	46.9
14	48.0	47.1	48.6	46.7	45.9	46.1	47.3
15	46.6	45.2	47.8	54.1	43.7	47.8	44.4
16	45.7	46.7	46.3	49.2	45.7	45.8	44.0
17	49.8	50.8	47.3	49.2	44.9	47.0	48.1
18	46.6	50.5	55.7	45.8	48.5	52.0	46.9
19	48.7	47.0	47.0	52.2	48.2	48.4	48.2
20	48.3	52.6	53.5	50.1	47.4	46.4	43.3
21	49.5	57.4	47.5	49.6	47.4	50.1	42.7
22	60.7	50.6	53.7	48.0	43.3	40.3	54.3
23	55.6	52.4	52.2	38.1	58.6	47.0	51.0
24	56.2	48.2	43.8	53.9	43.5	49.3	44.2

10-12	45.0	48.3	44.0	49.5	44.0	46.6	46.7
14-16	45.9	46.4	47.1	51.9	45.3	46.4	44.2
0-24	47.8	48.9	48.6	49.8	46.2	46.9	47.1

85th %ile (ALL)	47.8
Weekday Inter-Peak	46.0

Lincolnshire ATC 74, Butterwick Road

Produced by Road Data Services Ltd.

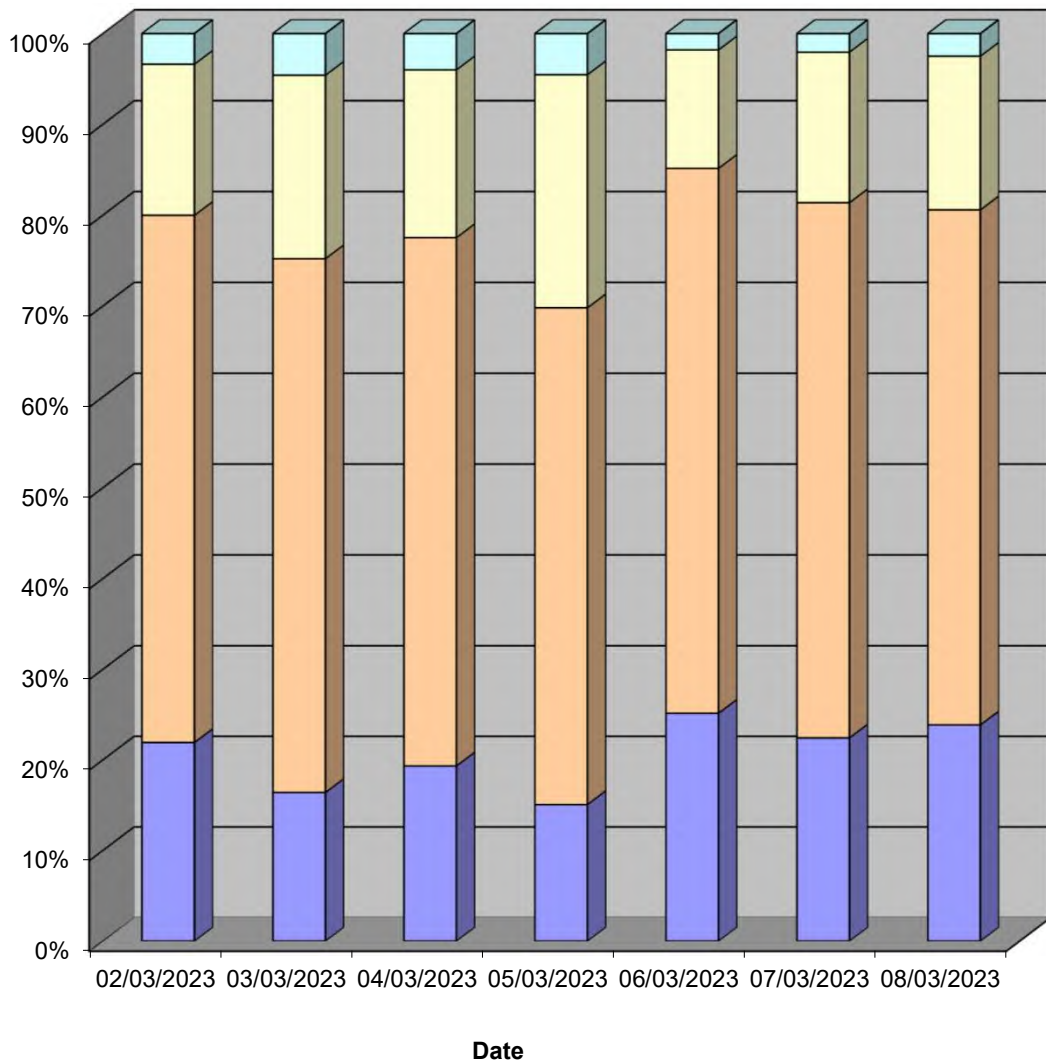
Channel 2 - Southwestbound

Speed Summary

Week 1

Speed (MPH)	02/03/2023 Thursday	03/03/2023 Friday	04/03/2023 Saturday	05/03/2023 Sunday	06/03/2023 Monday	07/03/2023 Tuesday	08/03/2023 Wednesday
0-35	215	165	131	70	224	187	192
35-45	569	591	394	254	534	491	456
45-55	163	203	125	119	116	138	136
55+	33	46	27	21	16	17	20
TOTAL	980	1005	677	464	890	833	804

Speed Summary (MPH)



Lincolnshire ATC 74, Butterwick Road

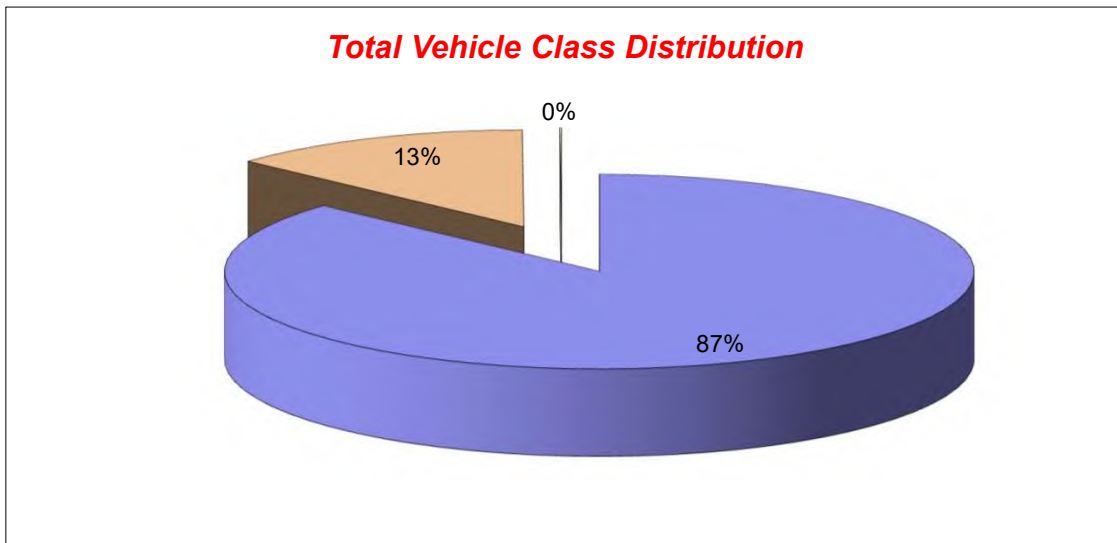
Produced by Road Data Services Ltd.

Channel 2 - Southwestbound

Vehicle Class

Week 1

Classes Day / Time	Car / LGV / Caravan - 1	OGV1 / Bus - 2,3,5,6,7,12	OGV2 - 4,8,9,10,11,13	TOTAL - 1-13
02/03/2023				
7-19	731	136	1	868
6-22	810	141	1	952
6-24	821	143	1	965
0-24	831	148	1	980
03/03/2023				
7-19	781	119	0	900
6-22	848	130	0	978
6-24	857	132	0	989
0-24	871	134	0	1005
04/03/2023				
7-19	513	73	0	586
6-22	571	79	0	650
6-24	583	79	0	662
0-24	596	81	0	677
05/03/2023				
7-19	352	37	1	390
6-22	397	39	1	437
6-24	406	40	1	447
0-24	423	40	1	464
06/03/2023				
7-19	649	114	2	765
6-22	723	132	2	857
6-24	734	134	2	870
0-24	751	137	2	890
07/03/2023				
7-19	593	86	0	679
6-22	684	99	0	783
6-24	702	99	0	801
0-24	724	109	0	833
08/03/2023				
7-19	591	75	0	666
6-22	676	83	0	759
6-24	689	84	0	773
0-24	712	92	0	804
Average				
7-19	601	91	1	693
6-22	673	100	1	774
6-24	685	102	1	787
0-24	701	106	1	808



Lincolnshire ATC 75, Shore Road

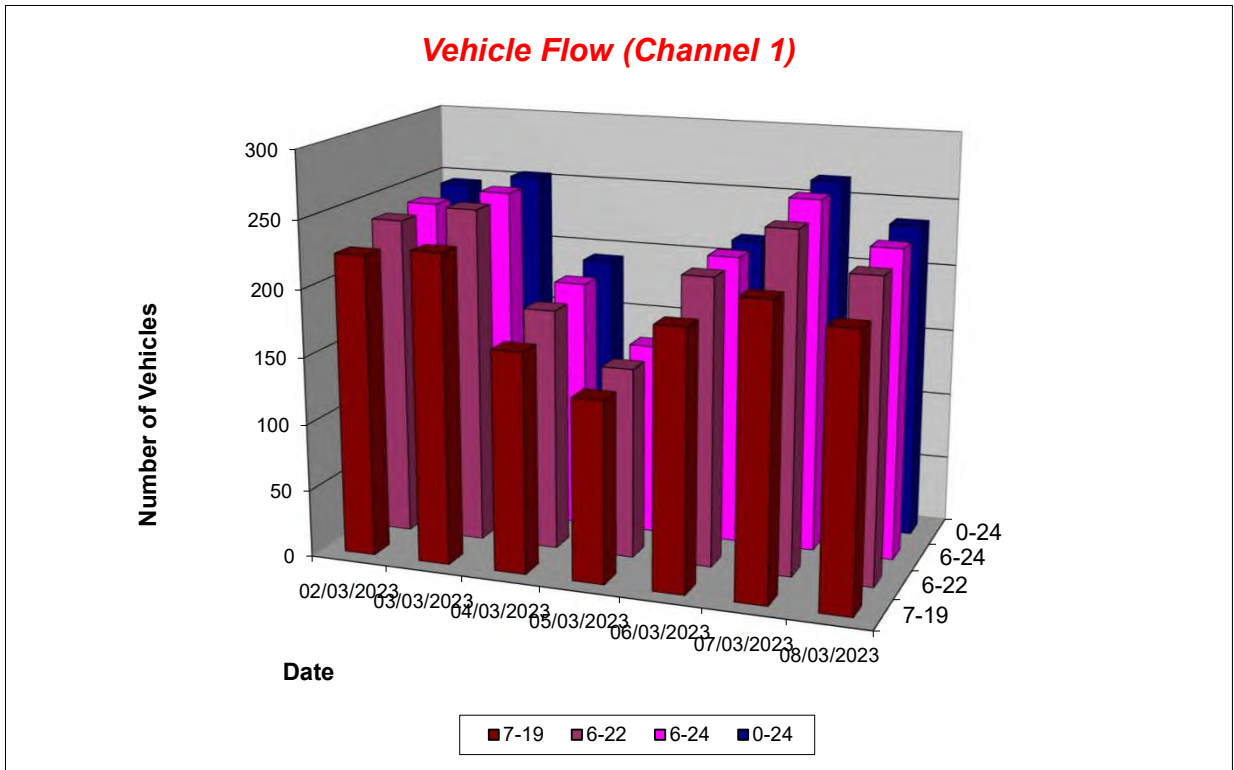
Produced by Road Data Services Ltd.

Channel 1 - Eastbound

Vehicle Flow

Week 1

Hr Ending	02/03/2023 Thursday	03/03/2023 Friday	04/03/2023 Saturday	05/03/2023 Sunday	06/03/2023 Monday	07/03/2023 Tuesday	08/03/2023 Wednesday	Weekday Average	Average
1	1	0	1	2	0	0	0	0	1
2	0	0	0	0	0	0	0	0	0
3	0	1	1	0	0	1	2	1	1
4	2	0	3	0	0	1	0	1	1
5	0	0	0	0	0	1	1	0	0
6	2	1	0	0	0	0	2	1	1
7	1	5	1	0	1	3	0	2	2
8	7	8	1	3	4	2	6	5	4
9	15	18	12	4	10	14	17	15	13
10	19	27	10	12	31	18	22	23	20
11	24	22	17	15	3	17	20	17	17
12	16	15	18	16	16	22	7	15	16
13	23	11	23	16	16	14	17	16	17
14	18	27	13	12	15	14	16	18	16
15	16	20	16	15	20	24	20	20	19
16	26	32	19	14	23	36	24	28	25
17	22	32	15	16	25	26	22	25	23
18	23	8	15	8	18	15	15	16	15
19	15	10	5	4	11	14	15	13	11
20	7	6	6	4	9	18	5	9	8
21	1	3	5	2	5	11	12	6	6
22	5	6	4	1	7	4	6	6	5
23	2	1	3	1	2	7	5	3	3
24	0	1	4	1	0	3	2	1	2
7-19	224	230	164	135	192	216	201	213	195
6-22	238	250	180	142	214	252	224	236	214
6-24	240	252	187	144	216	262	231	240	219
0-24	245	254	192	146	216	265	236	243	222



Lincolnshire ATC 75, Shore Road

Produced by Road Data Services Ltd.

Channel 1 - Eastbound

Average Speed

Week 1

Hr Ending	02/03/2023 Thursday	03/03/2023 Friday	04/03/2023 Saturday	05/03/2023 Sunday	06/03/2023 Monday	07/03/2023 Tuesday	08/03/2023 Wednesday
1	43.4	-	44.1	34.9	-	-	-
2	-	-	-	-	-	-	-
3	-	45.5	43.9	-	-	43.4	36.2
4	38.2	-	40.5	-	-	32.8	-
5	-	-	-	-	-	29.0	28.9
6	39.3	43.1	-	-	-	-	34.7
7	31.4	27.8	59.4	-	47.3	38.0	-
8	35.0	30.1	32.0	28.9	41.7	42.8	35.4
9	34.0	37.7	32.4	37.8	33.4	35.4	37.1
10	34.4	36.4	31.4	35.4	36.5	37.7	33.7
11	34.9	35.2	33.4	36.8	35.3	33.4	33.5
12	32.6	36.9	35.2	38.9	38.3	37.1	36.2
13	35.7	34.4	37.1	38.2	32.9	35.1	32.7
14	30.1	34.6	37.7	36.3	34.6	37.9	34.9
15	37.4	35.6	36.3	39.9	32.8	36.1	33.6
16	34.7	39.3	36.4	35.9	35.0	36.8	38.3
17	32.4	37.9	35.4	38.0	34.4	34.1	39.4
18	35.9	39.2	39.4	39.6	39.1	37.2	37.5
19	39.7	38.8	32.1	51.3	38.0	36.1	37.0
20	38.3	38.9	43.4	45.2	37.5	38.8	36.3
21	38.3	43.8	45.4	40.5	38.2	34.4	36.7
22	32.1	37.7	35.6	16.0	36.4	40.0	36.2
23	31.8	32.5	34.6	36.7	35.5	36.8	34.2
24	-	29.1	33.7	46.6	-	43.6	34.8

10-12	34.0	35.9	34.3	37.9	37.8	35.5	34.2
14-16	35.7	37.9	36.4	38.0	34.0	36.5	36.2
0-24	34.8	36.6	36.3	38.0	35.8	36.4	35.8

Average (ALL)	36.2
Weekday Inter-Peak	35.8

Channel 1 - Eastbound

85th Percentile

Hr Ending	02/03/2023 Thursday	03/03/2023 Friday	04/03/2023 Saturday	05/03/2023 Sunday	06/03/2023 Monday	07/03/2023 Tuesday	08/03/2023 Wednesday
1	-	-	-	35.3	-	-	-
2	-	-	-	-	-	-	-
3	-	-	-	-	-	-	37.6
4	42.8	-	48.6	-	-	-	-
5	-	-	-	-	-	-	-
6	41.2	-	-	-	-	-	40.9
7	-	34.9	-	-	-	42.3	-
8	48.2	40.9	-	39.1	47.2	44.3	42.4
9	42.6	45.5	37.9	42.3	43.0	42.0	43.4
10	37.6	44.6	39.1	40.1	43.2	43.0	41.2
11	43.0	41.6	40.5	43.1	36.7	41.4	41.1
12	37.9	43.8	40.0	47.9	45.4	43.7	42.7
13	44.1	38.7	44.2	44.0	41.9	41.1	40.9
14	40.9	44.6	41.7	42.9	40.3	45.2	41.6
15	42.5	42.1	40.7	47.3	38.9	44.2	41.4
16	44.3	47.7	42.3	44.0	43.0	43.4	45.9
17	43.0	46.7	38.7	43.1	42.1	45.8	46.8
18	44.3	47.4	44.8	49.0	46.1	43.1	45.3
19	52.4	42.8	43.7	56.9	43.8	42.9	45.7
20	45.9	45.1	51.0	47.5	44.0	43.2	42.9
21	-	49.7	53.1	50.4	47.4	42.8	41.2
22	41.1	40.8	44.8	-	43.7	48.2	46.0
23	38.8	-	37.0	-	39.3	40.5	45.0
24	-	-	39.1	-	-	46.4	43.7

10-12	41.2	42.5	40.4	45.8	44.4	43.0	41.7
14-16	44.0	45.9	41.7	46.0	41.2	43.7	44.3
0-24	43.9	44.8	43.4	45.9	43.4	43.9	43.6

85th %ile (ALL)	44.2
Weekday Inter-Peak	43.4

Lincolnshire ATC 75, Shore Road

Produced by Road Data Services Ltd.

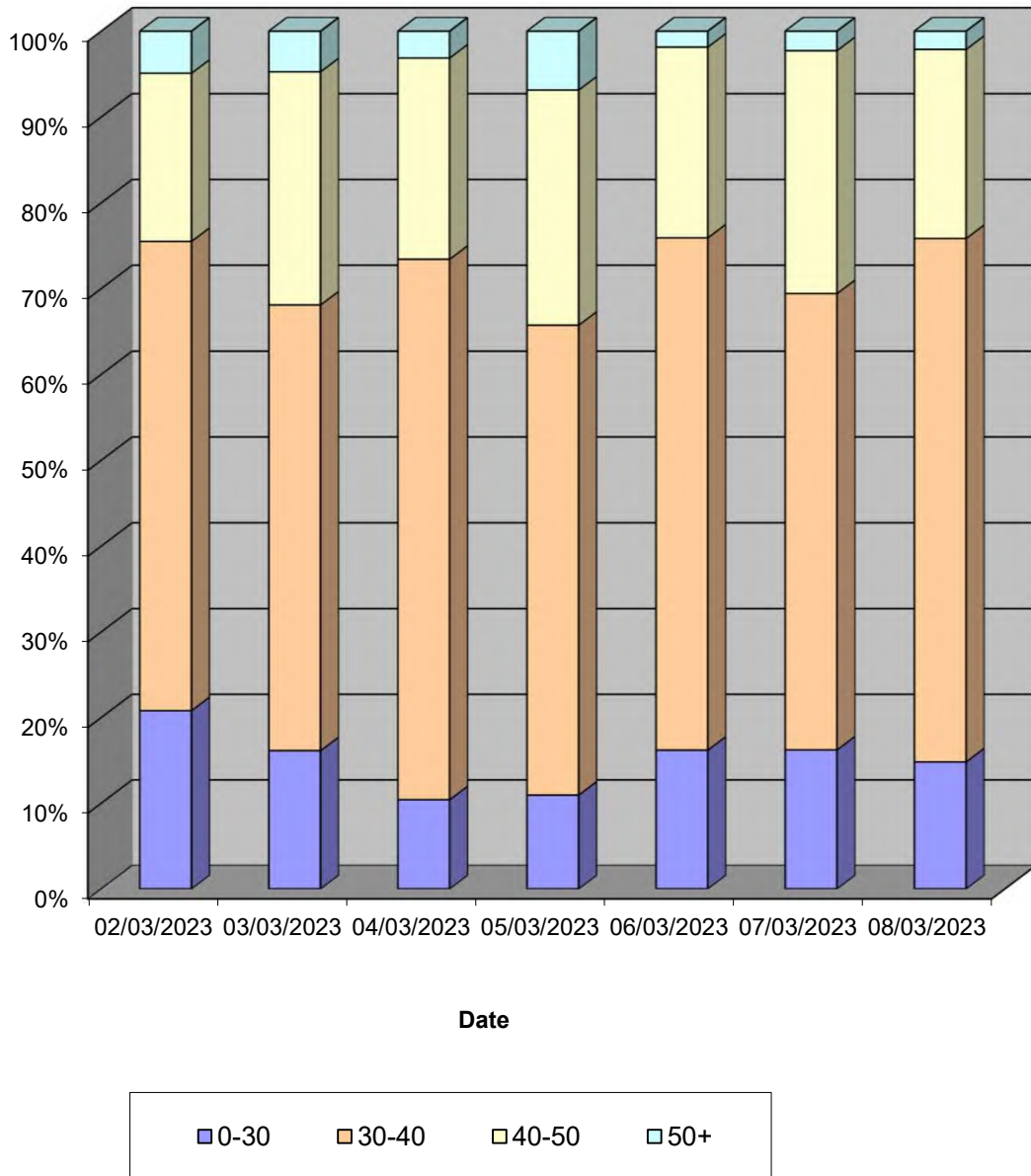
Channel 1 - Eastbound

Speed Summary

Week 1

Speed (MPH)	02/03/2023 Thursday	03/03/2023 Friday	04/03/2023 Saturday	05/03/2023 Sunday	06/03/2023 Monday	07/03/2023 Tuesday	08/03/2023 Wednesday
0-30	51	41	20	16	35	43	35
30-40	134	132	121	80	129	141	144
40-50	48	69	45	40	48	75	52
50+	12	12	6	10	4	6	5
TOTAL	245	254	192	146	216	265	236

Speed Summary (MPH)



Lincolnshire ATC 75, Shore Road

Produced by Road Data Services Ltd.

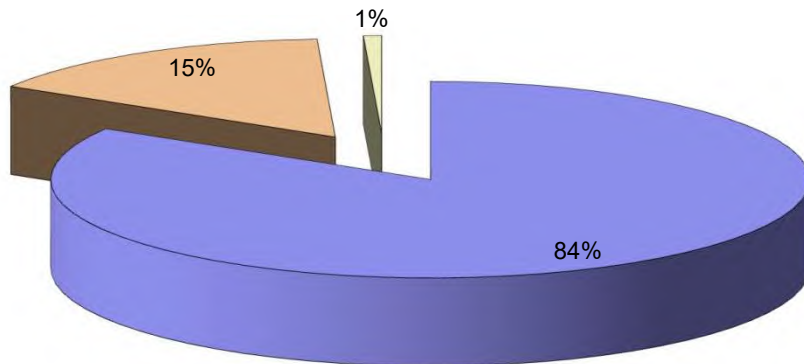
Channel 1 - Eastbound

Vehicle Class

Week 1

Classes Day / Time	Car / LGV / Caravan - 1	OGV1 / Bus - 2,3,5,6,7,12	OGV2 - 4,8,9,10,11,13	TOTAL - 1-13
02/03/2023				
7-19	189	31	4	224
6-22	202	32	4	238
6-24	204	32	4	240
0-24	206	35	4	245
03/03/2023				
7-19	192	35	3	230
6-22	210	37	3	250
6-24	212	37	3	252
0-24	214	37	3	254
04/03/2023				
7-19	139	25	0	164
6-22	153	27	0	180
6-24	160	27	0	187
0-24	164	28	0	192
05/03/2023				
7-19	121	14	0	135
6-22	128	14	0	142
6-24	130	14	0	144
0-24	132	14	0	146
06/03/2023				
7-19	152	37	3	192
6-22	171	40	3	214
6-24	172	41	3	216
0-24	172	41	3	216
07/03/2023				
7-19	179	36	1	216
6-22	210	41	1	252
6-24	219	42	1	262
0-24	221	43	1	265
08/03/2023				
7-19	163	37	1	201
6-22	181	42	1	224
6-24	188	42	1	231
0-24	191	44	1	236
Average				
7-19	162	31	2	195
6-22	179	33	2	214
6-24	184	34	2	219
0-24	186	35	2	222

Total Vehicle Class Distribution



Lincolnshire ATC 75, Shore Road

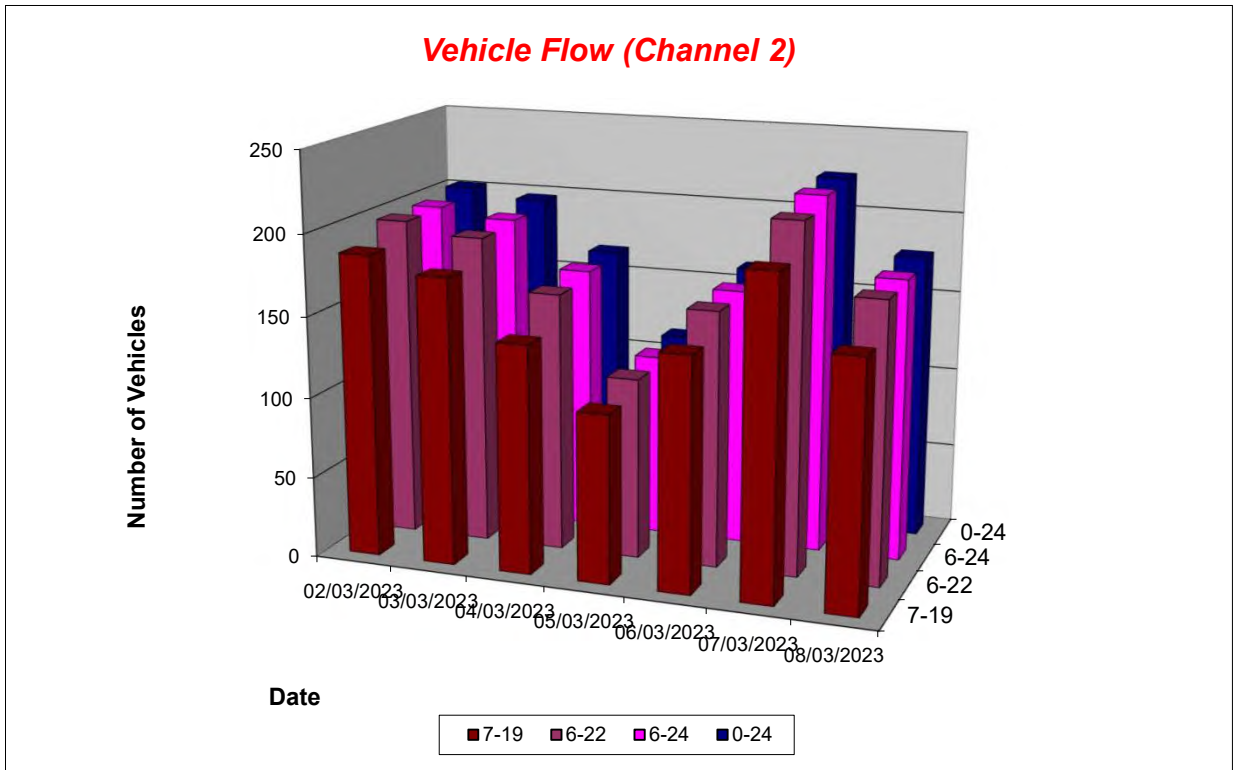
Produced by Road Data Services Ltd.

Channel 2 - Westbound

Vehicle Flow

Week 1

Hr Ending	02/03/2023 Thursday	03/03/2023 Friday	04/03/2023 Saturday	05/03/2023 Sunday	06/03/2023 Monday	07/03/2023 Tuesday	08/03/2023 Wednesday	Weekday Average	Average
1	0	0	0	1	0	0	0	0	0
2	0	0	0	0	0	0	0	0	0
3	0	0	0	0	0	0	1	0	0
4	1	1	2	0	1	1	0	1	1
5	1	1	0	0	1	0	0	1	0
6	2	2	0	0	1	1	2	2	1
7	4	5	4	0	2	4	5	4	3
8	20	16	4	4	14	13	16	16	12
9	10	11	12	5	17	18	15	14	13
10	24	16	16	14	12	14	19	17	16
11	24	13	15	16	19	13	9	16	16
12	13	20	16	17	14	16	18	16	16
13	8	15	19	8	10	19	15	13	13
14	20	17	18	11	12	24	12	17	16
15	19	20	6	9	11	24	15	18	15
16	11	18	11	10	8	19	12	14	13
17	19	12	10	8	12	18	9	14	13
18	12	13	10	1	8	10	8	10	9
19	7	6	4	1	7	8	4	6	5
20	4	6	7	4	5	7	3	5	5
21	2	2	5	2	4	4	9	4	4
22	1	1	3	2	3	4	4	3	3
23	0	0	3	1	1	2	1	1	1
24	0	2	1	0	0	4	0	1	1
7-19	187	177	141	104	144	196	152	171	157
6-22	198	191	160	112	158	215	173	187	172
6-24	198	193	164	113	159	221	174	189	175
0-24	202	197	166	114	162	223	177	192	177



Lincolnshire ATC 75, Shore Road

Produced by Road Data Services Ltd.

Channel 2 - Westbound

Average Speed

Week 1

Hr Ending	02/03/2023 Thursday	03/03/2023 Friday	04/03/2023 Saturday	05/03/2023 Sunday	06/03/2023 Monday	07/03/2023 Tuesday	08/03/2023 Wednesday
1	-	-	-	30.4	-	-	-
2	-	-	-	-	-	-	-
3	-	-	-	-	-	-	30.4
4	37.7	35.5	36.1	-	36.2	40.5	-
5	25.6	32.2	-	-	27.2	-	-
6	36.8	33.5	-	-	30.7	34.5	35.0
7	27.4	32.3	31.8	-	32.8	36.4	26.6
8	34.2	35.9	37.3	35.3	36.2	37.0	35.9
9	35.0	39.4	30.5	37.0	35.4	37.3	35.4
10	34.6	33.1	34.0	35.1	31.6	33.0	34.2
11	30.2	34.4	36.2	32.5	30.8	35.9	25.4
12	34.3	35.5	35.7	33.5	35.2	34.1	33.0
13	37.6	31.3	35.7	33.9	33.6	30.5	31.1
14	32.0	31.3	33.5	32.0	32.4	33.0	29.1
15	34.4	31.5	33.3	37.6	33.1	33.8	32.0
16	37.0	34.0	37.0	35.7	34.8	30.8	36.0
17	36.7	34.7	33.6	31.7	33.1	28.2	36.9
18	34.6	36.7	36.4	23.9	37.2	33.7	32.7
19	36.6	31.8	27.0	38.5	30.9	29.7	30.2
20	28.8	40.3	37.7	41.6	36.8	33.1	31.5
21	35.8	35.2	31.4	39.1	39.7	33.0	35.3
22	33.4	38.6	40.1	39.2	30.8	36.8	21.2
23	-	-	39.9	26.5	38.5	37.4	27.5
24	-	33.5	36.1	-	-	38.7	-

10-12	31.7	35.1	35.9	33.0	32.7	34.9	30.4
14-16	35.4	32.7	35.7	36.6	33.8	32.5	33.8
0-24	34.0	34.2	34.7	34.4	33.8	33.3	32.7

Average (ALL)	33.8
Weekday Inter-Peak	33.2

Channel 2 - Westbound

85th Percentile

Hr Ending	02/03/2023 Thursday	03/03/2023 Friday	04/03/2023 Saturday	05/03/2023 Sunday	06/03/2023 Monday	07/03/2023 Tuesday	08/03/2023 Wednesday
1	-	-	-	-	-	-	-
2	-	-	-	-	-	-	-
3	-	-	-	-	-	-	-
4	-	-	39.2	-	-	-	-
5	-	-	-	-	-	-	-
6	39.1	34.3	-	-	-	-	36.0
7	39.0	39.5	39.6	-	34.8	40.6	33.7
8	43.3	44.2	47.2	37.0	43.9	44.6	44.2
9	43.8	48.0	37.5	41.6	43.3	44.9	45.8
10	41.7	40.7	43.3	41.6	37.3	38.7	38.6
11	38.2	40.8	43.8	39.8	37.4	43.0	35.0
12	44.4	45.4	40.4	41.2	42.2	42.3	39.9
13	44.7	38.1	40.3	43.6	38.2	37.5	37.9
14	40.3	40.1	43.5	35.7	38.1	39.2	36.6
15	40.2	40.9	40.8	43.1	38.8	41.1	38.2
16	43.4	41.1	45.9	42.0	41.1	35.1	46.6
17	44.2	39.0	38.1	46.2	41.3	38.0	40.3
18	41.2	44.1	44.2	-	43.4	38.5	39.1
19	42.9	39.4	35.8	-	36.1	40.5	35.0
20	34.7	45.8	43.8	48.6	42.0	41.7	35.3
21	38.6	42.9	38.0	40.8	45.1	35.2	40.0
22	-	-	43.6	46.6	44.6	46.8	31.1
23	-	-	44.2	-	-	37.7	-
24	-	44.2	-	-	-	42.0	-

10-12	40.8	43.8	42.2	40.5	39.8	42.7	39.1
14-16	41.6	41.2	44.3	42.6	39.9	38.9	42.5
0-24	42.1	42.4	42.5	42.3	40.9	41.0	40.9

85th %ile (ALL)	41.7
Weekday Inter-Peak	41.2

Lincolnshire ATC 75, Shore Road

Produced by Road Data Services Ltd.


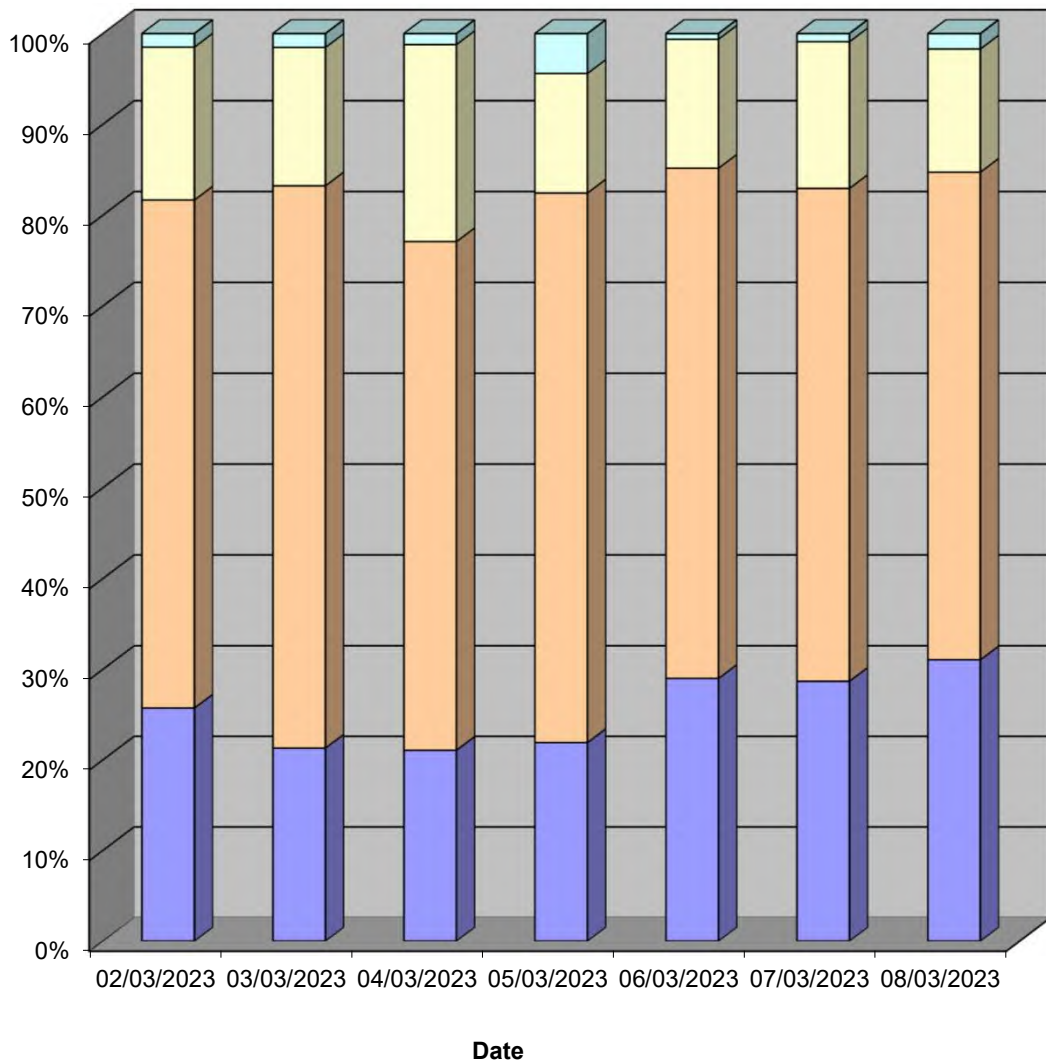
Channel 2 - Westbound

Speed Summary

Week 1

Speed (MPH)	02/03/2023 Thursday	03/03/2023 Friday	04/03/2023 Saturday	05/03/2023 Sunday	06/03/2023 Monday	07/03/2023 Tuesday	08/03/2023 Wednesday
0-30	52	42	35	25	47	64	55
30-40	113	122	93	69	91	121	95
40-50	34	30	36	15	23	36	24
50+	3	3	2	5	1	2	3
TOTAL	202	197	166	114	162	223	177

Speed Summary (MPH)



Lincolnshire ATC 75, Shore Road

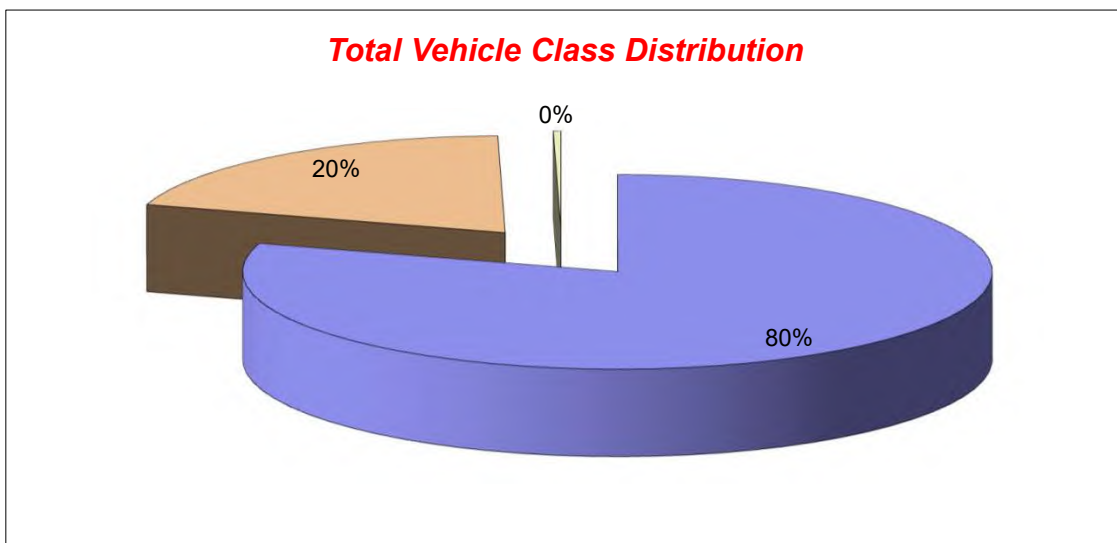
Produced by Road Data Services Ltd.

Channel 2 - Westbound

Vehicle Class

Week 1

Classes Day / Time	Car / LGV / Caravan - 1	OGV1 / Bus - 2,3,5,6,7,12	OGV2 - 4,8,9,10,11,13	TOTAL - 1-13
02/03/2023				
7-19	144	43	0	187
6-22	150	47	1	198
6-24	150	47	1	198
0-24	153	48	1	202
03/03/2023				
7-19	145	32	0	177
6-22	157	34	0	191
6-24	159	34	0	193
0-24	163	34	0	197
04/03/2023				
7-19	114	26	1	141
6-22	130	29	1	160
6-24	134	29	1	164
0-24	136	29	1	166
05/03/2023				
7-19	88	16	0	104
6-22	96	16	0	112
6-24	97	16	0	113
0-24	98	16	0	114
06/03/2023				
7-19	102	42	0	144
6-22	114	44	0	158
6-24	115	44	0	159
0-24	118	44	0	162
07/03/2023				
7-19	162	34	0	196
6-22	177	38	0	215
6-24	182	39	0	221
0-24	184	39	0	223
08/03/2023				
7-19	117	34	1	152
6-22	133	38	2	173
6-24	134	38	2	174
0-24	137	38	2	177
Average				
7-19	125	32	0	157
6-22	137	35	1	172
6-24	139	35	1	175
0-24	141	35	1	177



Lincolnshire ATC 76, Wash Road

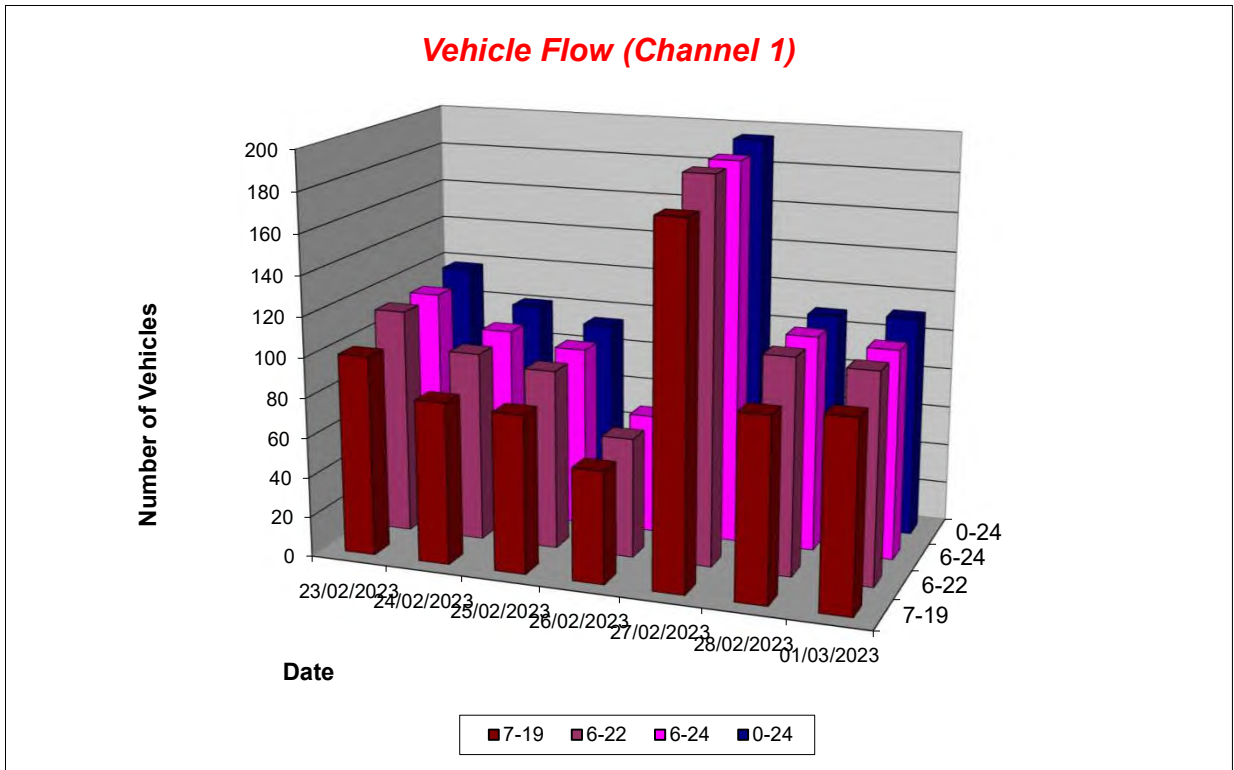
Produced by Road Data Services Ltd.

Channel 1 - Westbound

Vehicle Flow

Week 1

Hr Ending	23/02/2023 Thursday	24/02/2023 Friday	25/02/2023 Saturday	26/02/2023 Sunday	27/02/2023 Monday	28/02/2023 Tuesday	01/03/2023 Wednesday	Weekday Average	Average
1	0	0	0	0	0	0	0	0	0
2	0	1	0	1	0	0	1	0	0
3	0	0	2	0	0	0	0	0	0
4	1	1	0	0	1	1	1	1	1
5	0	0	0	0	2	0	0	0	0
6	4	2	1	2	1	0	4	2	2
7	10	11	8	2	10	14	11	11	9
8	9	8	2	0	42	9	12	16	12
9	6	6	8	3	80	10	9	22	17
10	10	6	8	6	4	8	11	8	8
11	12	6	9	8	8	8	10	9	9
12	13	5	9	6	5	8	7	8	8
13	1	7	11	7	2	7	8	5	6
14	9	5	5	11	4	11	10	8	8
15	14	17	12	1	5	4	6	9	8
16	9	3	7	2	11	6	4	7	6
17	7	12	3	5	5	12	5	8	7
18	7	4	4	6	7	2	5	5	5
19	3	2	1	1	5	6	7	5	4
20	1	2	3	1	1	3	0	1	2
21	1	0	0	0	1	0	0	0	0
22	1	1	0	1	1	0	0	1	1
23	0	1	1	0	0	0	0	0	0
24	0	1	0	0	0	0	0	0	0
7-19	100	81	79	56	178	91	94	109	97
6-22	113	95	90	60	191	108	105	122	109
6-24	113	97	91	60	191	108	105	123	109
0-24	118	101	94	63	195	109	111	127	113



Lincolnshire ATC 76, Wash Road

Produced by Road Data Services Ltd.

Channel 1 - Westbound

Average Speed

Week 1

Hr Ending	23/02/2023 Thursday	24/02/2023 Friday	25/02/2023 Saturday	26/02/2023 Sunday	27/02/2023 Monday	28/02/2023 Tuesday	01/03/2023 Wednesday
1	-	-	-	-	-	-	-
2	-	21.7	-	16.5	-	-	19.4
3	-	-	16.5	-	-	-	-
4	14.7	18.5	-	-	16.9	17.2	17.5
5	-	-	-	-	20.4	-	-
6	18.5	18.7	28.3	22.8	20.2	-	18.6
7	13.7	18.9	17.5	19.5	21.0	20.5	14.4
8	19.6	18.8	21.2	-	19.9	23.5	19.6
9	19.6	21.1	14.4	12.7	20.2	23.2	17.5
10	17.0	20.4	14.3	12.4	18.5	20.5	18.7
11	16.6	18.2	19.6	21.8	19.7	19.7	17.5
12	22.5	19.9	20.7	19.7	20.2	22.0	22.6
13	18.6	19.9	21.4	18.0	20.5	20.3	23.7
14	16.4	20.5	19.1	21.7	18.0	16.7	19.8
15	17.5	19.0	20.6	16.8	20.3	19.8	21.1
16	19.3	16.6	16.3	14.8	22.5	23.0	16.0
17	21.1	22.3	19.6	18.4	22.7	16.9	26.1
18	20.9	18.5	22.8	20.5	23.0	22.2	24.0
19	20.8	23.6	20.6	17.9	19.4	18.7	25.9
20	20.5	20.7	22.7	21.6	29.2	22.9	-
21	17.8	-	-	-	23.3	-	-
22	24.9	27.6	-	17.6	18.2	-	-
23	-	11.7	17.2	-	-	-	-
24	-	21.5	-	-	-	-	-

10-12	19.6	19.0	20.1	20.9	19.9	20.8	19.6
14-16	18.2	18.7	19.0	15.5	21.8	21.7	19.1
0-24	18.5	19.8	19.0	18.9	20.4	20.3	19.9

Average (ALL)	19.7
Weekday Inter-Peak	19.7

Channel 1 - Westbound

85th Percentile

Hr Ending	23/02/2023 Thursday	24/02/2023 Friday	25/02/2023 Saturday	26/02/2023 Sunday	27/02/2023 Monday	28/02/2023 Tuesday	01/03/2023 Wednesday
1	-	-	-	-	-	-	-
2	-	-	-	-	-	-	-
3	-	-	19.0	-	-	-	-
4	-	-	-	-	-	-	-
5	-	-	-	-	22.1	-	-
6	20.9	21.9	-	27.0	-	-	22.2
7	20.1	25.5	23.3	28.3	24.7	25.3	18.6
8	22.9	23.9	23.3	-	24.5	26.0	23.5
9	23.2	26.5	18.9	18.8	24.5	26.9	21.9
10	22.6	24.8	18.3	16.4	24.7	25.6	23.2
11	21.1	22.7	24.6	26.9	23.0	24.5	20.5
12	25.6	27.5	25.3	22.5	23.1	24.6	25.7
13	-	26.3	25.7	23.7	23.8	23.3	28.5
14	22.1	26.6	22.3	25.8	24.9	21.0	23.8
15	23.4	23.5	23.9	-	21.9	22.4	26.2
16	26.6	23.0	19.4	16.3	27.9	25.3	18.6
17	25.6	28.3	29.5	22.1	28.0	22.8	29.8
18	25.2	25.7	25.3	24.0	28.8	29.9	26.2
19	24.2	24.6	-	-	23.9	21.6	33.7
20	-	24.2	27.1	-	-	26.1	-
21	-	-	-	-	-	-	-
22	-	-	-	-	-	-	-
23	-	-	-	-	-	-	-
24	-	-	-	-	-	-	-

10-12	24.5	25.1	24.9	25.3	23.1	24.8	23.6
14-16	24.7	23.6	22.9	17.1	26.5	24.6	24.1
0-24	24.1	25.6	24.3	24.4	25.0	25.1	25.4

85th %ile (ALL)	25.0
Weekday Inter-Peak	24.7

Lincolnshire ATC 76, Wash Road

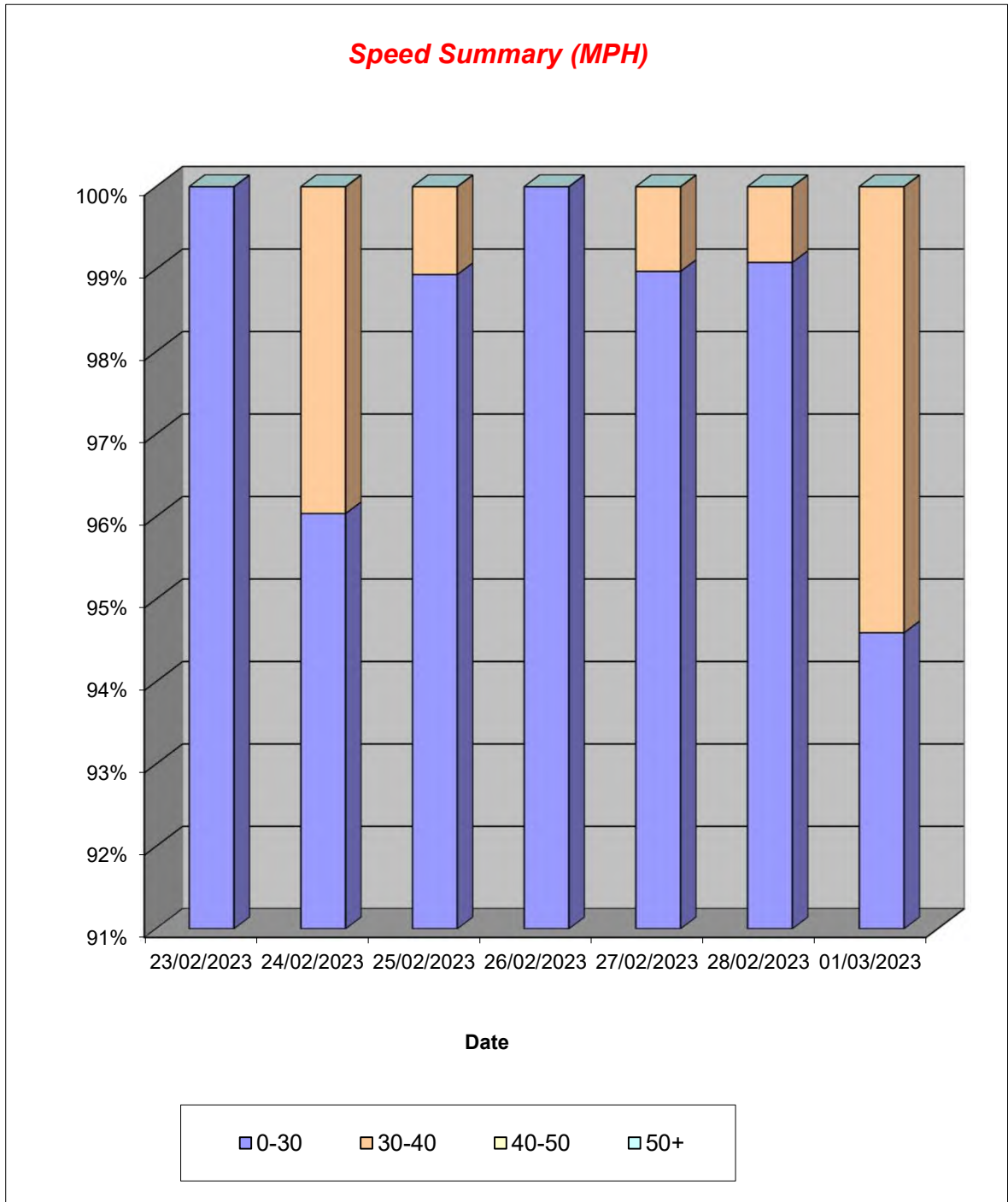
Produced by Road Data Services Ltd.

Channel 1 - Westbound

Speed Summary

Week 1

Speed (MPH)	23/02/2023 Thursday	24/02/2023 Friday	25/02/2023 Saturday	26/02/2023 Sunday	27/02/2023 Monday	28/02/2023 Tuesday	01/03/2023 Wednesday
0-30	118	97	93	63	193	108	105
30-40	0	4	1	0	2	1	6
40-50	0	0	0	0	0	0	0
50+	0	0	0	0	0	0	0
TOTAL	118	101	94	63	195	109	111



Lincolnshire ATC 76, Wash Road

Produced by Road Data Services Ltd.

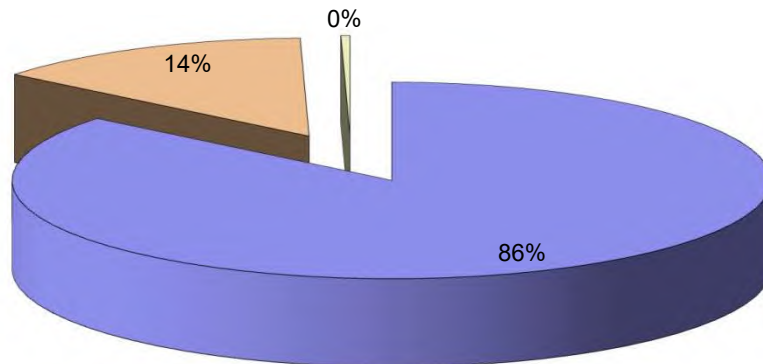
Channel 1 - Westbound

Vehicle Class

Week 1

Classes Day / Time	Car / LGV / Caravan - 1	OGV1 / Bus - 2,3,5,6,7,12	OGV2 - 4,8,9,10,11,13	TOTAL - 1-13
23/02/2023				
7-19	84	16	0	100
6-22	96	17	0	113
6-24	96	17	0	113
0-24	100	18	0	118
24/02/2023				
7-19	72	9	0	81
6-22	84	11	0	95
6-24	86	11	0	97
0-24	90	11	0	101
25/02/2023				
7-19	68	9	2	79
6-22	77	11	2	90
6-24	78	11	2	91
0-24	79	13	2	94
26/02/2023				
7-19	47	8	1	56
6-22	50	9	1	60
6-24	50	9	1	60
0-24	51	11	1	63
27/02/2023				
7-19	142	36	0	178
6-22	154	37	0	191
6-24	154	37	0	191
0-24	157	38	0	195
28/02/2023				
7-19	81	10	0	91
6-22	98	10	0	108
6-24	98	10	0	108
0-24	99	10	0	109
01/03/2023				
7-19	87	7	0	94
6-22	98	7	0	105
6-24	98	7	0	105
0-24	103	8	0	111
Average				
7-19	83	14	0	97
6-22	94	15	0	109
6-24	94	15	0	109
0-24	97	16	0	113

Total Vehicle Class Distribution



Lincolnshire ATC 76, Wash Road

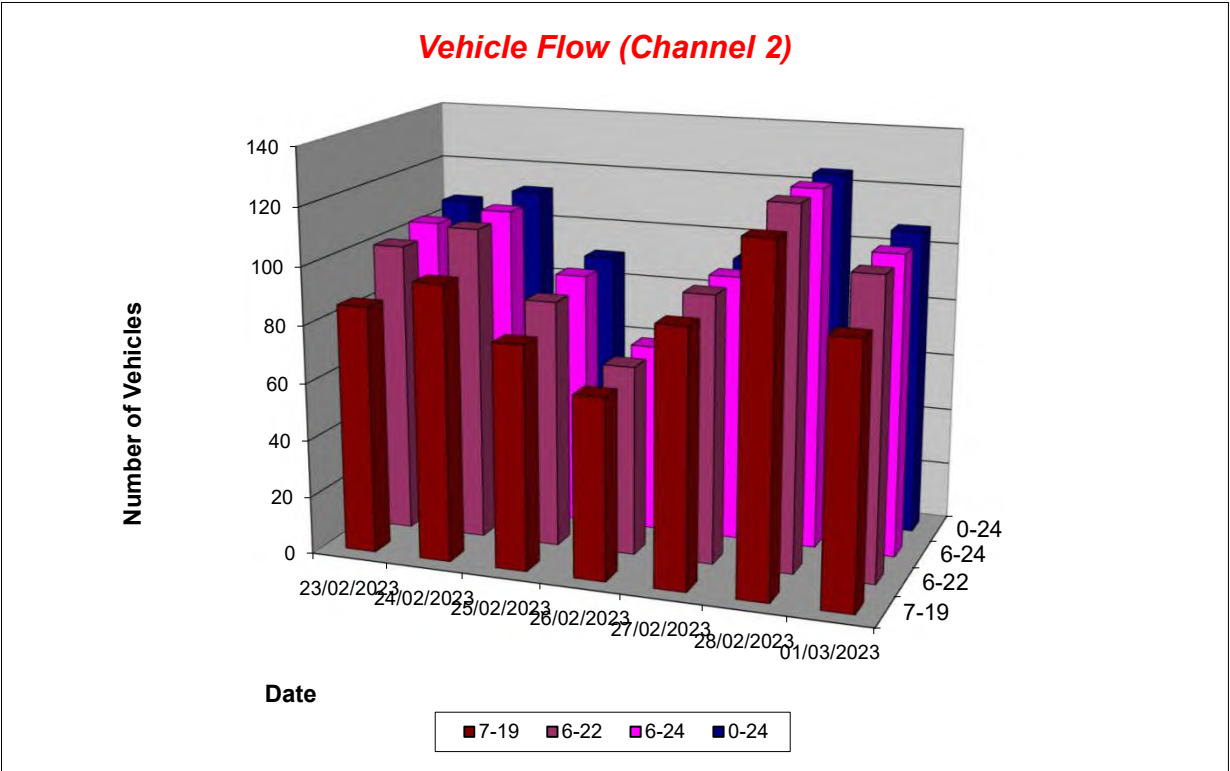
Produced by Road Data Services Ltd.

Channel 2 - Eastbound

Vehicle Flow

Week 1

Hr Ending	23/02/2023 Thursday	24/02/2023 Friday	25/02/2023 Saturday	26/02/2023 Sunday	27/02/2023 Monday	28/02/2023 Tuesday	01/03/2023 Wednesday	Weekday Average	Average
1	0	0	0	0	0	0	0	0	0
2	0	2	1	0	0	0	0	0	0
3	0	0	0	0	0	0	0	0	0
4	0	0	0	0	0	0	0	0	0
5	0	0	0	0	0	0	0	0	0
6	3	0	0	0	0	0	2	1	1
7	9	2	2	1	2	3	9	5	4
8	2	15	5	1	5	7	3	6	5
9	5	6	2	4	7	9	6	7	6
10	5	6	6	6	6	6	7	6	6
11	7	11	6	5	5	13	8	9	8
12	10	3	5	12	7	10	7	7	8
13	8	8	10	6	7	8	6	7	8
14	9	7	8	7	6	11	6	8	8
15	11	8	12	6	4	12	13	10	9
16	7	14	8	6	10	11	15	11	10
17	12	11	2	6	13	15	9	12	10
18	6	3	7	2	13	11	8	8	7
19	4	4	7	2	6	6	2	4	4
20	1	5	2	1	2	2	2	2	2
21	3	4	3	1	0	1	2	2	2
22	2	2	1	0	0	0	1	1	1
23	3	0	1	0	0	0	1	1	1
24	0	1	2	0	0	0	0	0	0
7-19	86	96	78	63	89	119	90	96	89
6-22	101	109	86	66	93	125	104	106	98
6-24	104	110	89	66	93	125	105	107	99
0-24	107	112	90	66	93	125	107	109	100



Lincolnshire ATC 76, Wash Road

Produced by Road Data Services Ltd.

Channel 2 - Eastbound

Average Speed

Week 1

Hr Ending	23/02/2023 Thursday	24/02/2023 Friday	25/02/2023 Saturday	26/02/2023 Sunday	27/02/2023 Monday	28/02/2023 Tuesday	01/03/2023 Wednesday
1	-	-	-	-	-	-	-
2	-	21.7	26.8	-	-	-	-
3	-	-	-	-	-	-	-
4	-	-	-	-	-	-	-
5	-	-	-	-	-	-	-
6	19.2	-	-	-	-	-	18.7
7	13.5	23.4	22.8	15.2	19.9	26.6	14.8
8	19.0	18.8	16.4	20.9	23.4	21.7	20.9
9	18.4	20.5	20.7	20.0	24.4	16.9	23.1
10	17.1	23.9	18.6	20.7	21.6	21.1	21.2
11	21.7	19.9	16.4	16.3	20.3	19.7	18.4
12	16.4	15.4	16.2	21.1	21.7	22.7	20.6
13	20.3	22.4	19.4	20.9	20.1	18.7	18.5
14	21.4	20.7	19.2	21.6	18.2	18.3	21.1
15	18.9	14.4	19.7	19.0	21.2	18.4	21.6
16	21.1	21.2	18.2	22.5	18.8	19.4	19.4
17	21.5	22.2	18.0	23.0	18.5	17.8	19.5
18	20.9	22.0	21.0	22.9	22.9	20.9	20.1
19	22.7	22.8	19.0	21.8	19.1	23.2	26.3
20	14.4	18.6	19.9	28.7	24.0	23.1	19.5
21	23.8	21.5	18.2	23.2	-	17.2	23.6
22	21.2	17.5	20.0	-	-	-	16.6
23	22.6	-	21.4	-	-	-	20.7
24	-	18.7	18.9	-	-	-	-

10-12	18.6	18.9	16.3	19.7	21.2	21.0	19.4
14-16	19.8	18.7	19.1	20.7	19.5	18.9	20.4
0-24	19.6	20.3	19.0	20.9	20.8	19.8	19.9

Average (ALL)	20.0
Weekday Inter-Peak	19.7

Channel 2 - Eastbound

85th Percentile

Hr Ending	23/02/2023 Thursday	24/02/2023 Friday	25/02/2023 Saturday	26/02/2023 Sunday	27/02/2023 Monday	28/02/2023 Tuesday	01/03/2023 Wednesday
1	-	-	-	-	-	-	-
2	-	21.7	-	-	-	-	-
3	-	-	-	-	-	-	-
4	-	-	-	-	-	-	-
5	-	-	-	-	-	-	-
6	20.2	-	-	-	-	-	21.0
7	16.0	24.7	23.8	-	26.0	30.6	17.7
8	22.1	23.5	19.8	-	27.2	25.5	23.8
9	22.2	23.3	23.4	23.2	28.0	23.6	28.7
10	21.6	26.0	22.1	27.8	22.9	24.8	24.5
11	25.7	24.2	21.2	22.6	25.0	24.0	23.8
12	19.4	16.5	18.7	26.7	24.3	27.1	23.2
13	22.7	26.2	22.5	24.0	22.0	19.9	24.8
14	23.9	26.1	23.7	24.7	20.8	19.8	25.2
15	23.8	21.7	23.9	20.8	24.3	20.9	25.9
16	24.5	25.3	21.2	26.3	22.1	22.5	22.9
17	24.9	27.4	19.2	26.0	21.8	21.3	21.9
18	24.9	22.8	24.2	24.8	28.1	23.8	23.7
19	25.3	25.1	20.8	24.9	21.9	28.2	27.9
20	-	24.9	20.8	-	27.0	23.8	24.1
21	28.2	24.4	19.7	-	-	-	25.2
22	21.7	18.6	-	-	-	-	-
23	24.0	-	-	-	-	-	-
24	-	-	19.1	-	-	-	-

10-12	23.0	23.2	20.2	25.9	24.9	25.6	23.9
14-16	24.3	25.1	22.9	24.2	22.9	21.7	24.4
0-24	24.0	25.3	22.7	25.7	24.9	24.1	24.4

85th %ile (ALL)	24.5
Weekday Inter-Peak	24.2

Lincolnshire ATC 76, Wash Road

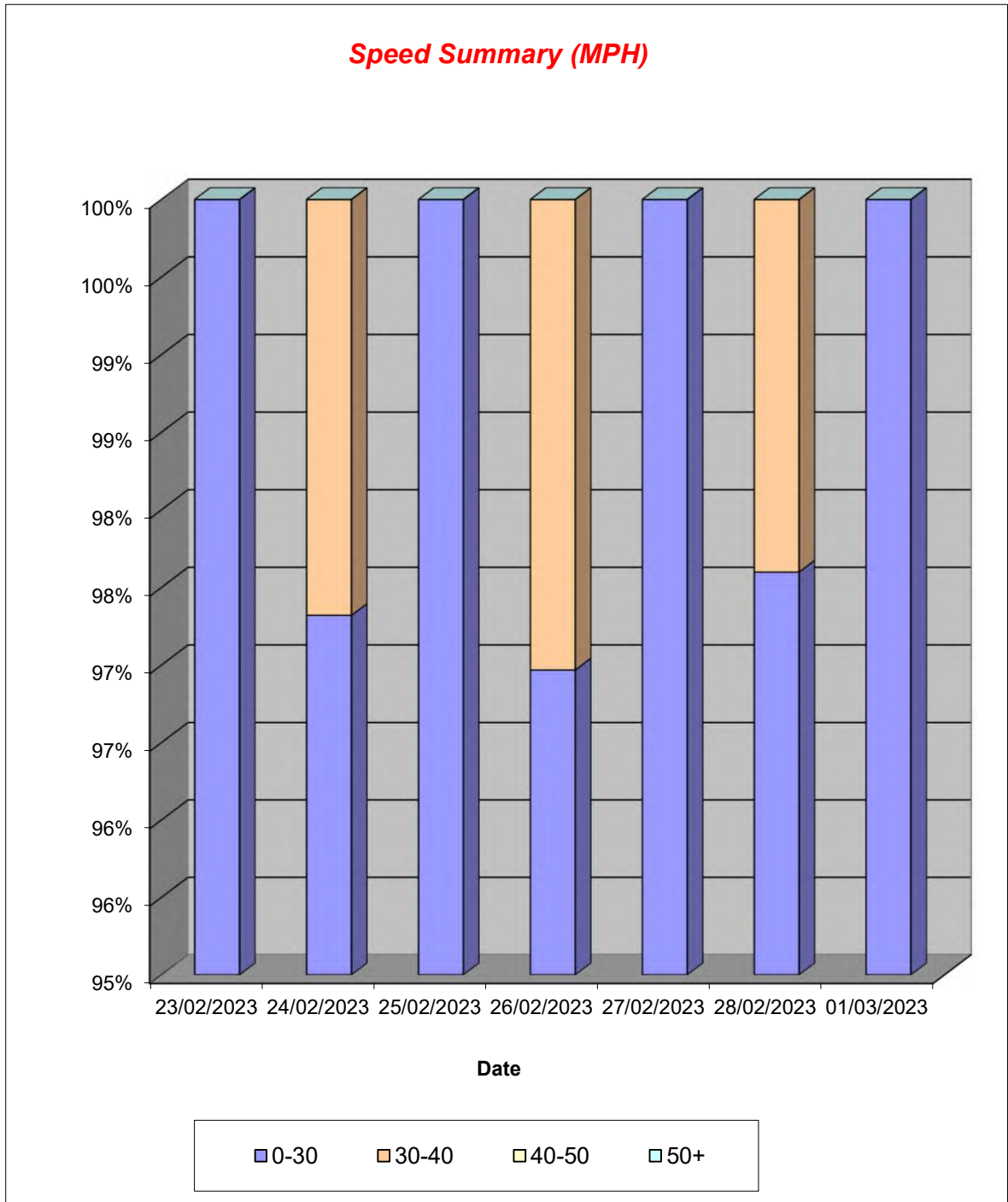
Produced by Road Data Services Ltd.

Channel 2 - Eastbound

Speed Summary

Week 1

Speed (MPH)	23/02/2023 Thursday	24/02/2023 Friday	25/02/2023 Saturday	26/02/2023 Sunday	27/02/2023 Monday	28/02/2023 Tuesday	01/03/2023 Wednesday
0-30	107	109	90	64	93	122	107
30-40	0	3	0	2	0	3	0
40-50	0	0	0	0	0	0	0
50+	0	0	0	0	0	0	0
TOTAL	107	112	90	66	93	125	107



Lincolnshire ATC 76, Wash Road

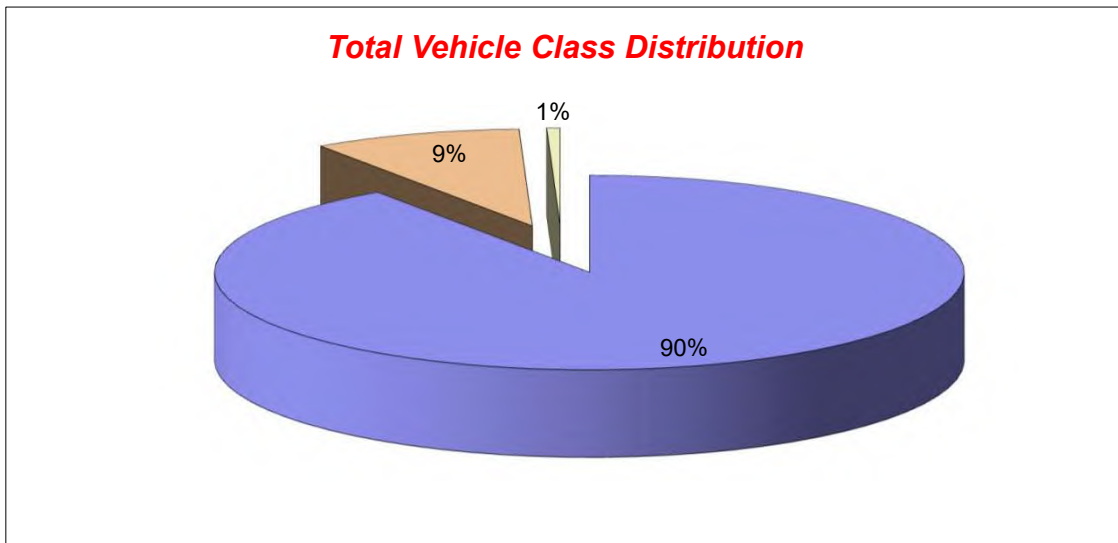
Produced by Road Data Services Ltd.

Channel 2 - Eastbound

Vehicle Class

Week 1

Classes Day / Time	Car / LGV / Caravan - 1	OGV1 / Bus - 2,3,5,6,7,12	OGV2 - 4,8,9,10,11,13	TOTAL - 1-13
23/02/2023				
7-19	76	9	1	86
6-22	89	11	1	101
6-24	92	11	1	104
0-24	94	12	1	107
24/02/2023				
7-19	87	8	1	96
6-22	99	9	1	109
6-24	100	9	1	110
0-24	102	9	1	112
25/02/2023				
7-19	72	6	0	78
6-22	79	7	0	86
6-24	82	7	0	89
0-24	83	7	0	90
26/02/2023				
7-19	58	5	0	63
6-22	61	5	0	66
6-24	61	5	0	66
0-24	61	5	0	66
27/02/2023				
7-19	77	11	1	89
6-22	81	11	1	93
6-24	81	11	1	93
0-24	81	11	1	93
28/02/2023				
7-19	109	10	0	119
6-22	114	11	0	125
6-24	114	11	0	125
0-24	114	11	0	125
01/03/2023				
7-19	81	8	1	90
6-22	95	8	1	104
6-24	96	8	1	105
0-24	98	8	1	107
Average				
7-19	80	8	1	89
6-22	88	9	1	98
6-24	89	9	1	99
0-24	90	9	1	100



Lincolnshire ATC 77, Lincoln Road

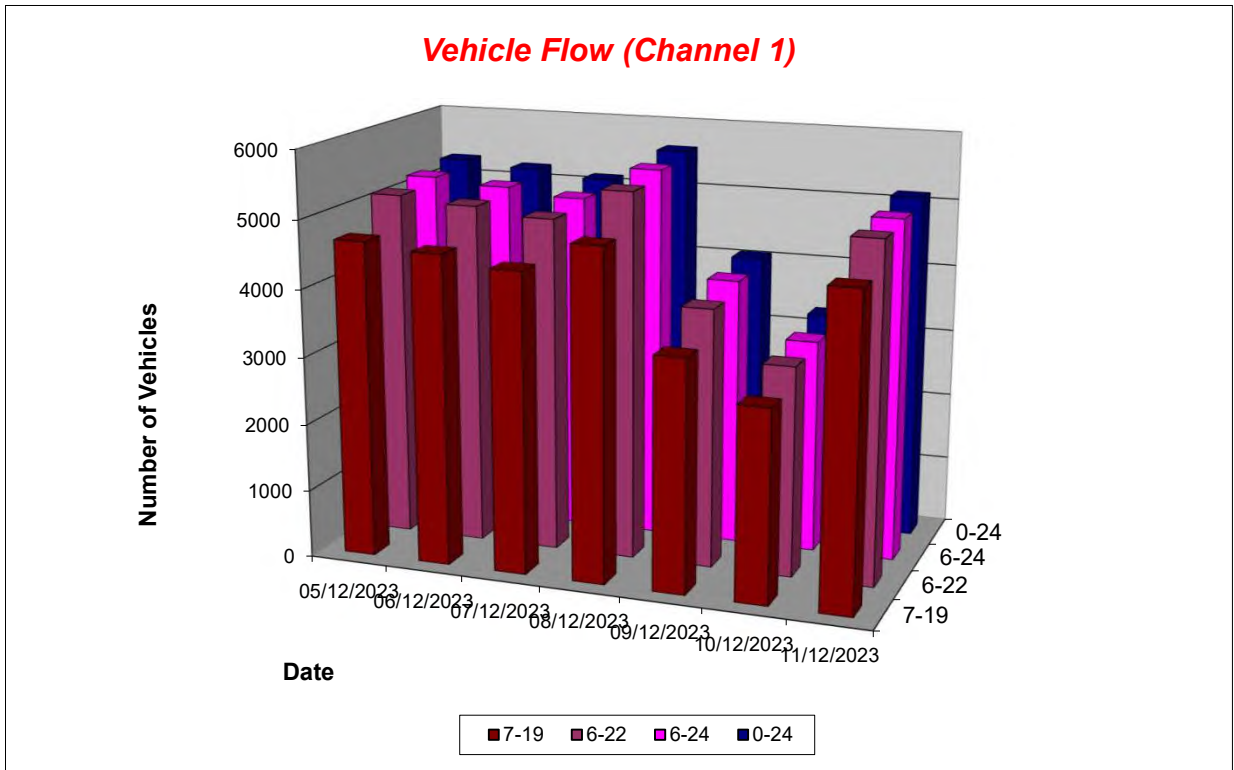
Produced by Road Data Services Ltd.

Channel 1 - Eastbound

Vehicle Flow

Week 1

Hr Ending	05/12/2023 Tuesday	06/12/2023 Wednesday	07/12/2023 Thursday	08/12/2023 Friday	09/12/2023 Saturday	10/12/2023 Sunday	11/12/2023 Monday	Weekday Average	Average
1	11	4	14	16	22	26	7	10	14
2	7	10	8	10	17	23	2	7	11
3	3	4	3	5	6	7	6	4	5
4	8	7	7	10	8	18	8	8	9
5	12	17	13	11	7	8	12	13	11
6	38	45	40	39	30	28	55	43	39
7	130	122	130	129	63	27	114	125	102
8	296	299	308	278	111	54	291	294	234
9	588	534	550	590	238	93	557	564	450
10	504	438	435	484	335	248	459	464	415
11	411	412	383	447	383	343	402	411	397
12	393	396	397	410	360	421	403	400	397
13	389	394	321	428	384	366	370	380	379
14	365	359	369	375	314	339	378	369	357
15	398	386	334	451	327	283	392	392	367
16	369	394	396	377	269	215	418	391	348
17	381	373	354	380	237	174	377	373	325
18	345	352	349	330	242	145	305	336	295
19	240	247	237	323	215	150	213	252	232
20	159	167	182	193	146	106	147	170	157
21	90	95	107	110	109	76	90	98	97
22	78	84	91	107	89	58	75	87	83
23	52	54	60	70	85	45	37	55	58
24	25	24	29	45	62	18	17	28	31
7-19	4679	4584	4433	4873	3415	2831	4565	4627	4197
6-22	5136	5052	4943	5412	3822	3098	4991	5107	4636
6-24	5213	5130	5032	5527	3969	3161	5045	5189	4725
0-24	5292	5217	5117	5618	4059	3271	5135	5276	4816



Lincolnshire ATC 77, Lincoln Road

Produced by Road Data Services Ltd.

Channel 1 - Eastbound

Average Speed

Week 1

Hr Ending	05/12/2023 Tuesday	06/12/2023 Wednesday	07/12/2023 Thursday	08/12/2023 Friday	09/12/2023 Saturday	10/12/2023 Sunday	11/12/2023 Monday
1	31.1	31.7	31.0	29.1	30.5	33.6	28.1
2	33.6	31.3	30.6	34.8	28.4	31.3	31.7
3	30.0	30.0	35.4	36.3	29.4	31.3	37.1
4	31.3	25.9	28.2	34.0	31.2	31.3	29.4
5	30.7	33.4	30.5	31.6	30.3	25.9	33.3
6	30.2	29.8	30.3	30.4	32.2	30.8	31.2
7	29.5	28.1	28.5	28.9	29.2	29.2	29.7
8	26.4	26.8	26.3	26.6	28.9	30.3	26.9
9	21.8	22.8	22.9	22.4	27.4	30.0	23.2
10	25.4	26.5	24.7	25.7	27.0	28.0	26.1
11	26.5	26.1	25.2	25.7	26.5	27.5	27.0
12	26.1	25.5	25.4	26.0	27.2	26.4	26.6
13	25.7	26.3	26.3	26.4	26.3	27.2	27.1
14	26.1	26.3	25.7	26.1	27.0	27.2	25.7
15	25.4	25.4	26.3	25.1	27.0	28.5	25.8
16	25.7	24.6	24.2	24.9	28.0	28.0	24.6
17	24.1	22.8	24.2	23.7	27.6	28.7	23.6
18	26.1	24.9	25.5	25.9	27.8	29.1	26.8
19	27.1	26.7	26.7	26.1	28.9	29.5	28.2
20	28.1	27.5	28.2	27.9	28.6	28.8	28.3
21	28.8	29.0	28.9	28.3	29.8	29.5	28.8
22	29.7	28.8	29.3	29.4	27.5	30.6	29.2
23	27.9	29.3	29.6	29.8	28.4	29.5	30.5
24	31.1	30.2	30.4	29.7	31.1	32.2	32.1

10-12	26.3	25.8	25.3	25.8	26.8	26.9	26.8
14-16	25.6	25.0	25.1	25.0	27.5	28.3	25.2
0-24	25.8	25.7	25.6	25.7	27.6	28.1	26.2

Average (ALL)	26.2
Weekday Inter-Peak	25.6

Channel 1 - Eastbound

85th Percentile

Hr Ending	05/12/2023 Tuesday	06/12/2023 Wednesday	07/12/2023 Thursday	08/12/2023 Friday	09/12/2023 Saturday	10/12/2023 Sunday	11/12/2023 Monday
1	35.7	35.6	39.2	36.0	38.9	41.7	35.6
2	40.8	37.1	37.0	47.7	33.2	35.8	38.2
3	33.6	37.2	38.2	41.0	33.8	36.4	42.0
4	36.1	32.6	31.4	42.4	33.6	36.2	34.3
5	37.5	42.1	37.9	38.7	33.2	29.8	40.7
6	37.3	35.6	36.0	35.8	37.1	36.0	37.5
7	34.1	33.0	33.0	33.7	33.8	33.9	33.8
8	31.5	31.4	31.6	31.9	33.9	35.5	32.2
9	28.0	29.1	28.3	28.5	32.0	35.5	29.3
10	30.4	30.9	29.5	31.0	31.6	32.5	30.4
11	30.9	31.1	30.1	30.7	31.3	31.9	30.9
12	30.7	30.2	29.5	31.4	31.4	31.1	31.8
13	30.9	31.0	30.7	30.4	31.1	31.8	32.0
14	30.8	31.0	30.3	30.8	31.5	31.5	31.1
15	29.7	30.7	31.4	29.4	31.0	32.3	30.3
16	30.5	29.2	28.5	29.2	31.9	32.5	29.7
17	29.6	28.5	28.9	28.6	32.4	33.3	28.9
18	30.4	29.3	29.5	30.6	32.6	33.7	30.9
19	32.5	31.5	31.0	29.9	33.9	34.1	32.8
20	32.4	32.0	32.1	32.3	33.1	34.1	33.3
21	33.9	35.8	35.3	32.7	35.0	34.7	33.4
22	35.0	33.5	33.9	34.2	33.6	35.9	34.7
23	32.8	34.9	34.2	36.5	33.5	34.1	36.2
24	37.9	37.7	35.7	34.7	37.4	40.2	37.8

10-12	30.8	30.7	29.8	31.0	31.3	31.5	31.4
14-16	30.2	30.0	29.9	29.3	31.5	32.4	30.0
0-24	31.2	31.1	30.7	31.0	32.4	32.9	31.6

85th %ile (ALL)	31.5
Weekday Inter-Peak	30.4

Lincolnshire ATC 77, Lincoln Road

Produced by Road Data Services Ltd.

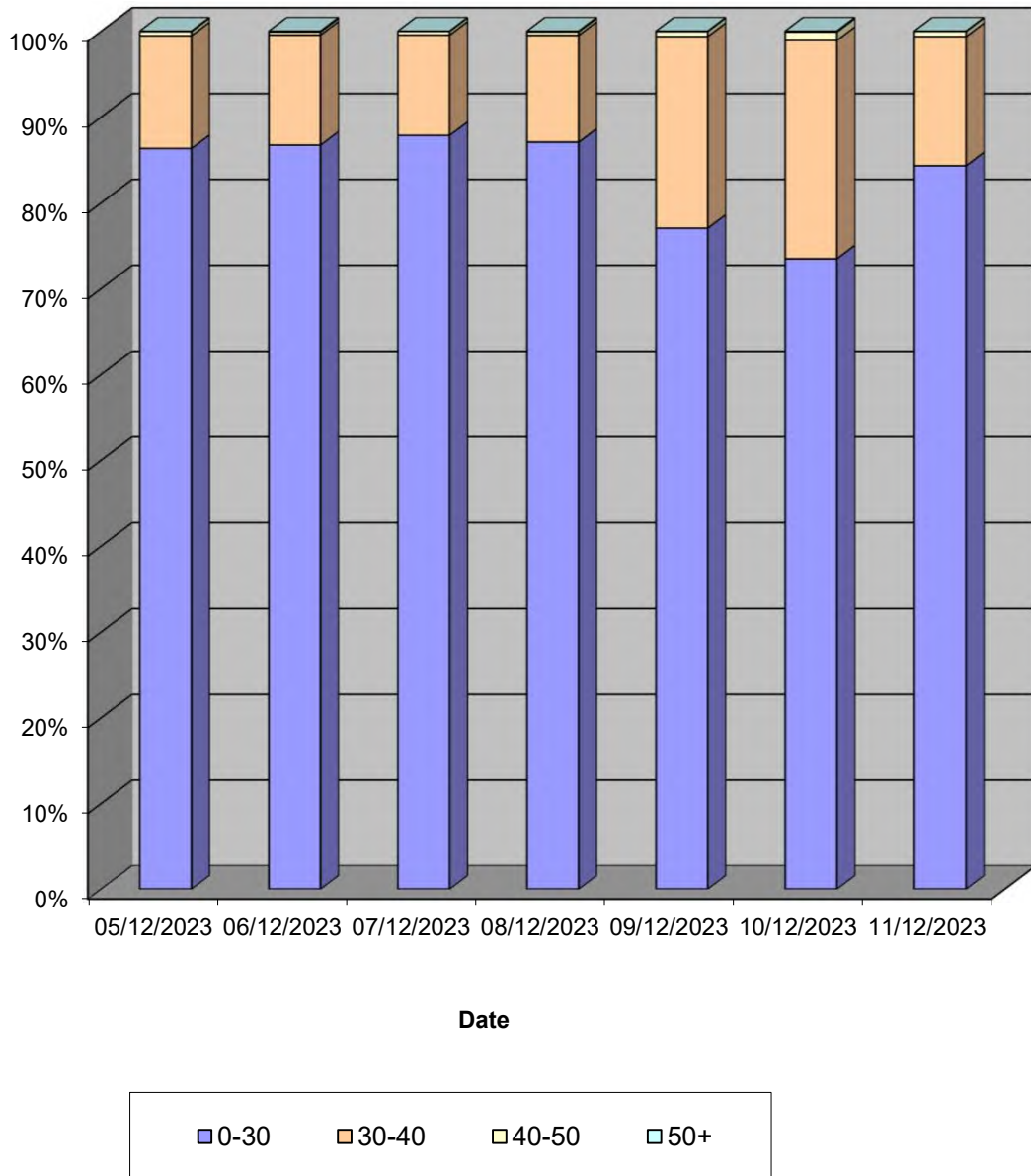
Channel 1 - Eastbound

Speed Summary

Week 1

Speed (MPH)	05/12/2023 Tuesday	06/12/2023 Wednesday	07/12/2023 Thursday	08/12/2023 Friday	09/12/2023 Saturday	10/12/2023 Sunday	11/12/2023 Monday
0-30	4569	4525	4496	4892	3128	2404	4330
30-40	695	669	598	699	906	832	773
40-50	26	18	22	23	24	32	31
50+	2	5	1	4	1	3	1
TOTAL	5292	5217	5117	5618	4059	3271	5135

Speed Summary (MPH)



Lincolnshire ATC 77, Lincoln Road

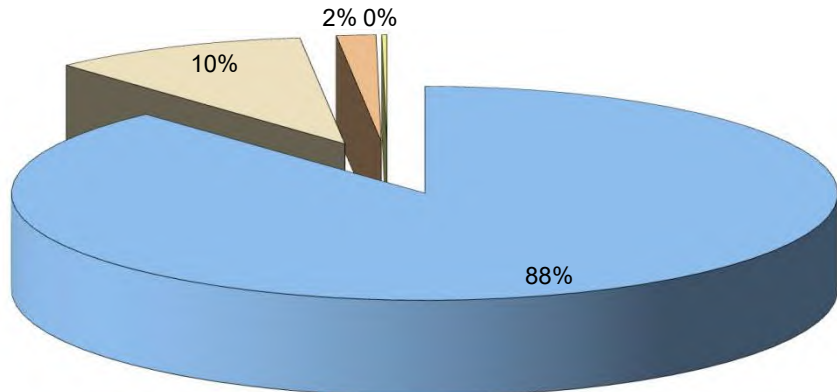
Produced by Road Data Services Ltd.

Channel 1 - Eastbound

Vehicle Class

Classes Day / Time	Car / LGV / Caravan - 1	MGV - 2	OGV1 / Bus - 3,5,6,7,12	OGV2 - 4,8,9,10,11,13
05/12/2023				
7-19	4077	522	64	16
6-22	4472	567	80	17
6-24	4543	570	81	19
0-24	4613	572	88	-19
06/12/2023				
7-19	3992	516	59	17
6-22	4406	549	78	19
6-24	4476	553	81	20
0-24	4546	559	91	21
07/12/2023				
7-19	3850	499	71	13
6-22	4308	536	85	14
6-24	4381	549	88	14
0-24	4450	555	98	14
08/12/2023				
7-19	4255	544	59	15
6-22	4729	591	76	16
6-24	4832	601	77	17
0-24	4900	610	88	20
09/12/2023				
7-19	3130	257	20	8
6-22	3477	303	33	9
6-24	3613	313	34	9
0-24	3683	321	46	9
10/12/2023				
7-19	2647	170	12	2
6-22	2882	194	19	3
6-24	2939	199	19	4
0-24	3034	208	25	4
11/12/2023				
7-19	3985	510	54	16
6-22	4350	551	71	19
6-24	4396	557	73	19
0-24	4472	560	84	19
Average				
7-19	3705	431	48	12
6-22	4089	470	63	14
6-24	4169	477	65	15
0-24	4243	484	74	10

Total Vehicle Class Distribution



Lincolnshire ATC 77, Lincoln Road

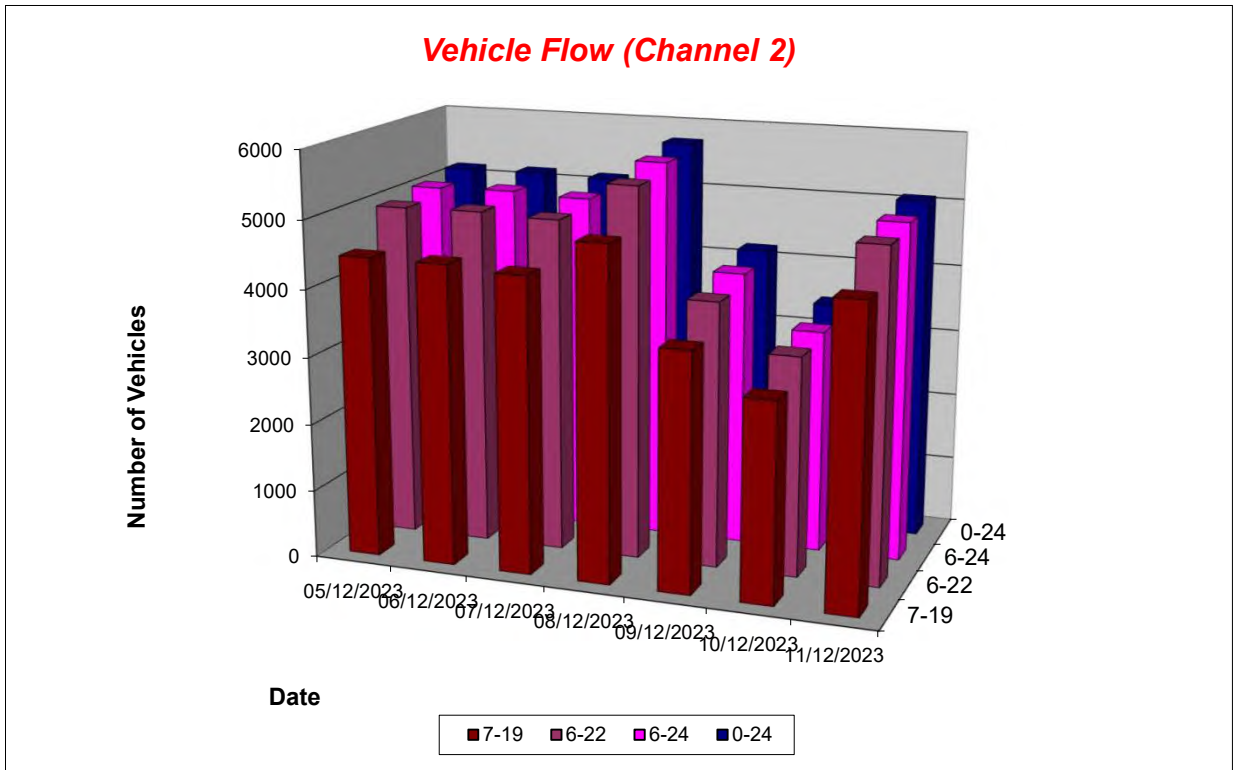
Produced by Road Data Services Ltd.

Channel 2 - Westbound

Vehicle Flow

Week 1

Hr Ending	05/12/2023 Tuesday	06/12/2023 Wednesday	07/12/2023 Thursday	08/12/2023 Friday	09/12/2023 Saturday	10/12/2023 Sunday	11/12/2023 Monday	Weekday Average	Average
1	19	11	19	17	30	45	6	14	21
2	8	11	11	10	14	23	5	9	12
3	8	3	3	5	7	12	2	4	6
4	7	5	3	8	9	17	10	7	8
5	19	19	14	14	15	12	24	18	17
6	40	35	45	43	25	19	43	41	36
7	86	93	86	82	33	24	96	89	71
8	210	207	183	192	72	27	202	199	156
9	332	324	357	309	137	81	320	328	266
10	323	294	301	355	268	152	288	312	283
11	325	305	335	391	328	284	371	345	334
12	364	407	375	492	383	359	414	410	399
13	378	381	435	429	386	387	413	407	401
14	408	386	357	464	373	352	400	403	391
15	405	404	379	482	376	351	427	419	403
16	542	545	484	572	360	362	504	529	481
17	489	496	470	489	343	260	451	479	428
18	411	423	416	421	270	163	402	415	358
19	260	268	281	309	224	158	218	267	245
20	206	217	217	196	159	133	165	200	185
21	114	122	147	195	111	88	143	144	131
22	100	99	109	118	103	62	93	104	98
23	60	60	59	75	78	45	57	62	62
24	35	39	39	66	74	21	30	42	43
7-19	4447	4440	4373	4905	3520	2936	4410	4515	4147
6-22	4953	4971	4932	5496	3926	3243	4907	5052	4633
6-24	5048	5070	5030	5637	4078	3309	4994	5156	4738
0-24	5149	5154	5125	5734	4178	3437	5084	5249	4837



Lincolnshire ATC 77, Lincoln Road

Produced by Road Data Services Ltd.

Channel 2 - Westbound

Average Speed

Week 1

Hr Ending	05/12/2023 Tuesday	06/12/2023 Wednesday	07/12/2023 Thursday	08/12/2023 Friday	09/12/2023 Saturday	10/12/2023 Sunday	11/12/2023 Monday
1	35.6	30.1	32.8	32.2	33.6	34.3	34.0
2	26.3	34.5	32.5	30.7	34.1	34.9	35.4
3	29.8	36.3	36.0	34.9	32.7	33.9	30.9
4	32.2	29.3	23.1	35.6	33.3	34.8	36.7
5	32.2	32.8	34.9	34.3	33.2	36.8	35.0
6	33.0	33.9	32.6	32.1	34.7	35.1	32.8
7	32.9	32.5	31.8	33.2	32.4	31.3	33.0
8	31.0	30.3	30.8	31.5	32.3	31.3	31.1
9	28.0	28.3	29.7	29.2	31.1	31.7	29.5
10	29.9	28.7	28.9	29.0	30.5	30.9	29.2
11	29.2	29.4	28.9	29.5	29.6	29.8	30.2
12	28.7	28.3	28.9	27.0	30.2	30.5	29.3
13	28.8	29.2	28.9	29.5	29.9	30.0	29.0
14	28.8	29.4	29.3	29.5	30.0	30.6	29.1
15	29.1	28.6	29.0	28.2	30.2	30.2	28.9
16	28.0	27.7	27.8	28.4	30.0	30.2	27.7
17	28.1	28.0	28.6	28.8	29.5	30.4	27.5
18	29.3	28.8	28.4	28.9	29.8	30.5	29.3
19	30.5	29.8	30.5	30.0	31.5	31.5	30.7
20	30.4	29.9	31.2	31.7	30.4	29.8	30.8
21	31.6	30.5	30.9	31.6	31.3	32.4	30.3
22	30.7	31.0	31.0	31.8	31.7	30.9	31.3
23	30.0	32.1	32.2	32.2	30.3	32.9	33.4
24	31.3	31.9	34.6	32.7	31.1	33.3	30.7

10-12	28.9	28.8	28.9	28.1	29.9	30.2	29.7
14-16	28.4	28.1	28.3	28.3	30.1	30.2	28.3
0-24	29.3	29.1	29.4	29.4	30.4	30.7	29.4

Average (ALL)	29.6
Weekday Inter-Peak	28.5

Channel 2 - Westbound

85th Percentile

Hr Ending	05/12/2023 Tuesday	06/12/2023 Wednesday	07/12/2023 Thursday	08/12/2023 Friday	09/12/2023 Saturday	10/12/2023 Sunday	11/12/2023 Monday
1	43.0	38.6	44.9	41.3	39.6	40.9	41.8
2	33.8	46.1	36.7	36.0	39.4	41.4	42.2
3	34.5	44.2	41.3	41.8	40.4	39.6	36.9
4	39.0	36.4	31.6	45.2	40.8	42.0	43.3
5	37.7	38.9	43.5	40.0	36.9	41.0	41.4
6	39.3	41.9	40.5	38.7	43.2	46.2	39.9
7	39.2	37.0	38.0	39.2	37.8	39.0	39.2
8	36.3	34.5	35.5	36.2	37.6	36.8	35.8
9	32.4	32.9	34.1	33.6	36.5	36.2	33.8
10	34.4	33.4	32.9	33.2	34.7	35.7	33.9
11	33.3	33.0	33.4	33.9	34.2	34.5	34.8
12	32.8	33.1	33.5	33.6	34.3	34.9	33.4
13	33.1	33.6	32.9	33.8	34.3	34.2	33.2
14	33.0	33.9	33.6	34.0	34.1	35.8	33.5
15	33.2	33.3	33.6	32.4	34.7	34.8	32.9
16	32.0	31.9	32.1	32.5	34.2	34.5	32.1
17	32.3	32.4	33.1	32.7	33.9	35.4	32.7
18	33.7	32.9	33.9	33.5	34.2	35.4	33.5
19	35.4	33.8	35.2	34.3	36.3	36.3	35.7
20	35.0	34.0	36.5	37.1	35.3	34.6	35.9
21	37.5	35.3	36.0	36.8	35.9	37.7	35.1
22	36.7	35.8	35.6	37.3	36.1	36.2	35.6
23	34.5	38.1	37.1	37.8	35.4	39.4	40.5
24	37.6	39.5	41.6	38.1	36.8	41.6	36.0

10-12	33.0	33.2	33.5	34.0	34.2	34.7	34.1
14-16	32.5	32.5	32.8	32.5	34.4	34.6	32.6
0-24	34.0	33.8	34.3	34.4	35.0	35.7	34.2

85th %ile (ALL)	34.5
Weekday Inter-Peak	33.0

Lincolnshire ATC 77, Lincoln Road

Produced by Road Data Services Ltd.

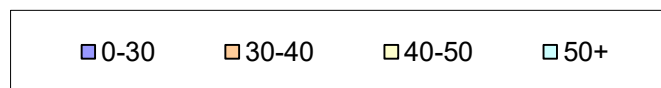
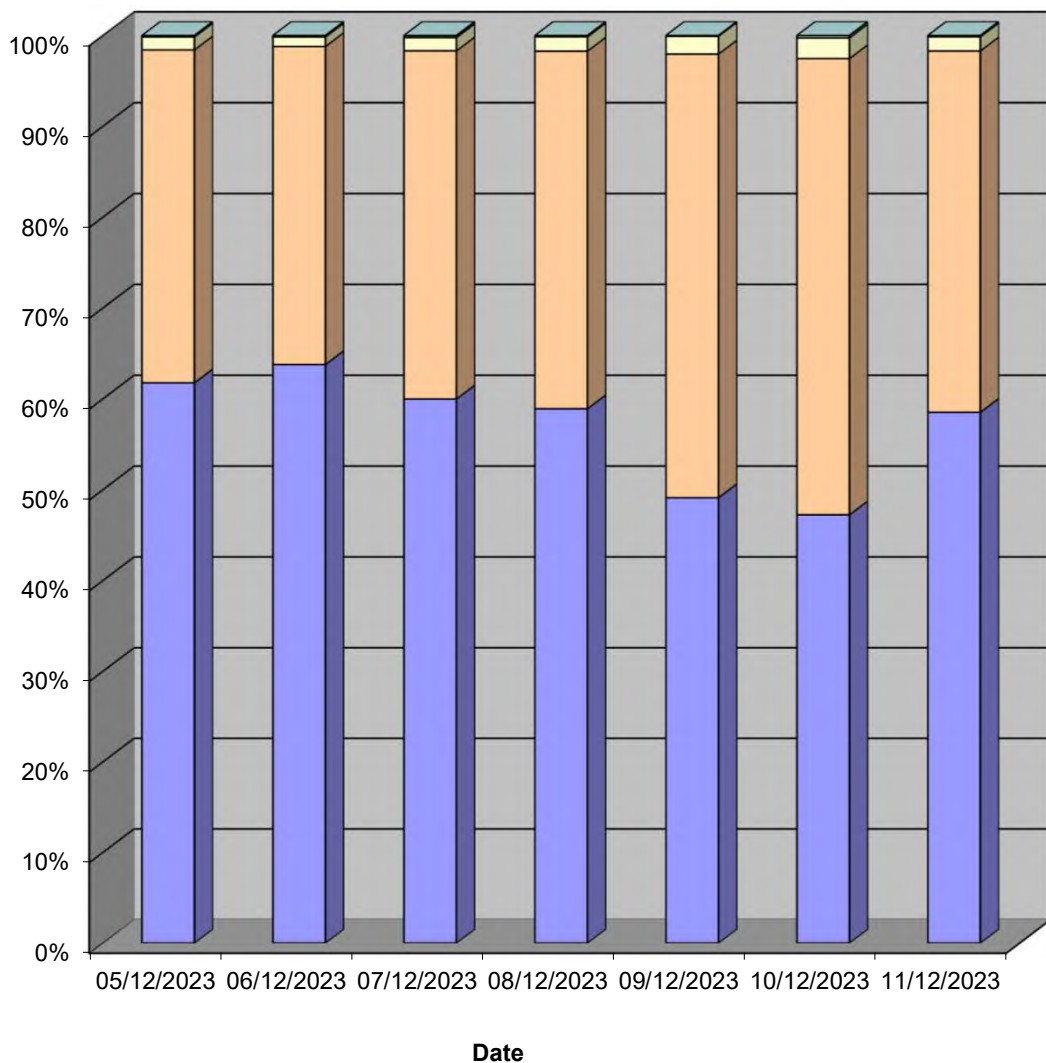
Channel 2 - Westbound

Speed Summary

Week 1

Speed (MPH)	05/12/2023 Tuesday	06/12/2023 Wednesday	07/12/2023 Thursday	08/12/2023 Friday	09/12/2023 Saturday	10/12/2023 Sunday	11/12/2023 Monday
0-30	3181	3288	3075	3379	2053	1624	2976
30-40	1887	1804	1964	2257	2040	1726	2022
40-50	73	54	75	90	82	78	79
50+	8	8	11	8	3	9	7
TOTAL	5149	5154	5125	5734	4178	3437	5084

Speed Summary (MPH)



Lincolnshire ATC 77, Lincoln Road

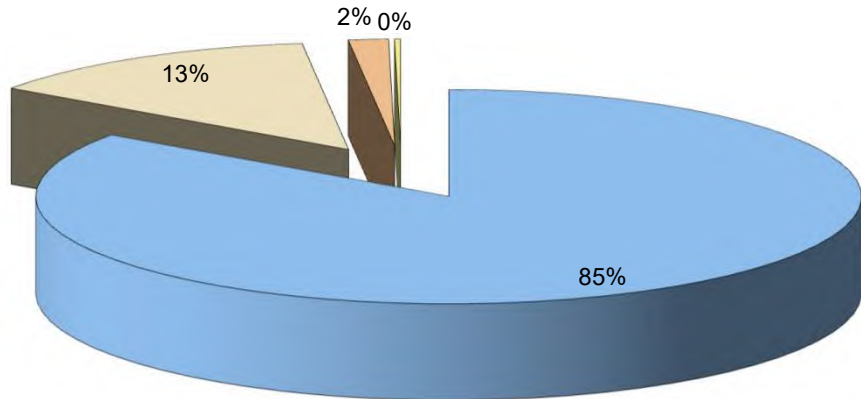
Produced by Road Data Services Ltd.

Channel 2 - Westbound

Vehicle Class

Classes Day / Time	Car / LGV / Caravan - 1	MGV - 2	OGV1 / Bus - 3,5,6,7,12	OGV2 - 4,8,9,10,11,13
05/12/2023				
7-19	3716	658	64	9
6-22	4140	721	82	10
6-24	4227	726	84	11
0-24	4310	739	88	12
06/12/2023				
7-19	3715	653	67	5
6-22	4166	708	88	9
6-24	4253	718	90	9
0-24	4315	732	96	11
07/12/2023				
7-19	3652	632	78	11
6-22	4122	695	102	13
6-24	4212	701	103	14
0-24	4288	716	106	15
08/12/2023				
7-19	4159	679	55	12
6-22	4660	748	75	13
6-24	4781	767	76	13
0-24	4852	786	81	15
09/12/2023				
7-19	3094	395	24	7
6-22	3421	457	41	7
6-24	3555	473	43	7
0-24	3630	494	46	8
10/12/2023				
7-19	2623	289	21	3
6-22	2897	315	28	3
6-24	2949	328	28	4
0-24	3048	354	30	5
11/12/2023				
7-19	3689	649	59	13
6-22	4115	701	78	13
6-24	4187	714	80	13
0-24	4255	732	83	14
Average				
7-19	3521	565	53	9
6-22	3932	621	71	10
6-24	4023	632	72	10
0-24	4100	650	76	11

Total Vehicle Class Distribution



Week 1

TOTAL
- 1-13
4447
4953
5048
5149
4440
4971
5070
5154
4373
4932
5030
5125
4905
5496
5637
5734
3520
3926
4078
4178
2936
3243
3309
3437
4410
4907
4994
5084
4147
4633
4738
4837

--

Lincolnshire ATC 78, Low Road

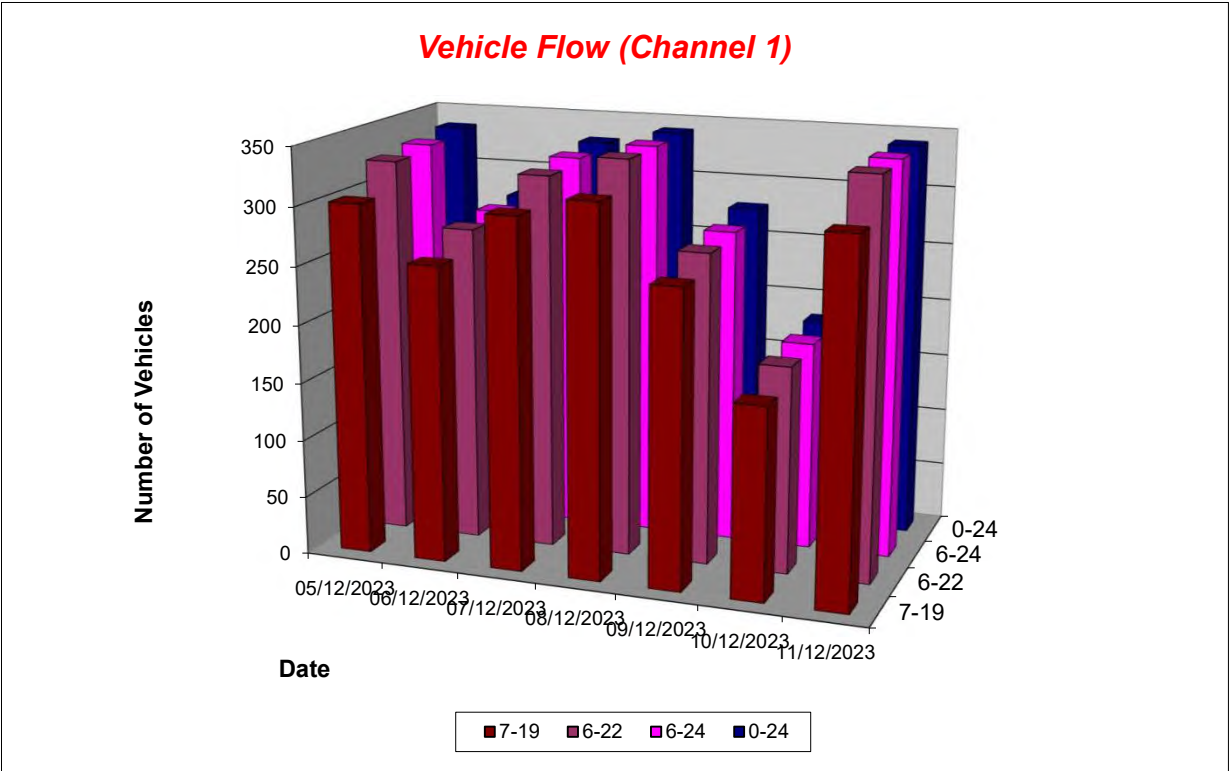
Produced by Road Data Services Ltd.

Channel 1 - Eastbound

Vehicle Flow

Week 1

Hr Ending	05/12/2023 Tuesday	06/12/2023 Wednesday	07/12/2023 Thursday	08/12/2023 Friday	09/12/2023 Saturday	10/12/2023 Sunday	11/12/2023 Monday	Weekday Average	Average
1	1	0	1	0	2	0	0	0	1
2	0	0	0	0	0	1	0	0	0
3	0	0	0	1	1	0	0	0	0
4	0	0	0	0	1	0	0	0	0
5	1	0	0	0	0	0	0	0	0
6	3	1	2	0	3	1	0	1	1
7	6	5	7	6	3	2	10	7	6
8	18	16	20	17	12	0	18	18	14
9	43	31	46	44	25	6	44	42	34
10	34	18	31	29	34	13	35	29	28
11	25	23	27	33	29	35	34	28	29
12	21	26	31	19	27	16	26	25	24
13	38	27	22	33	28	29	32	30	30
14	19	23	32	31	26	20	21	25	25
15	27	19	21	29	21	14	29	25	23
16	25	26	22	29	16	13	21	25	22
17	25	19	22	18	15	5	24	22	18
18	15	15	16	24	13	9	17	17	16
19	12	12	11	11	8	4	5	10	9
20	10	7	7	8	3	7	14	9	8
21	2	4	5	3	5	0	8	4	4
22	6	1	2	6	2	5	2	3	3
23	2	2	2	0	2	1	1	1	1
24	2	1	2	0	2	1	0	1	1
7-19	302	255	301	317	254	164	306	296	271
6-22	326	272	322	340	267	178	340	320	292
6-24	330	275	326	340	271	180	341	322	295
0-24	335	276	329	341	278	182	341	324	297



Lincolnshire ATC 78, Low Road

Produced by Road Data Services Ltd.

Channel 1 - Eastbound

Average Speed

Week 1

Hr Ending	05/12/2023 Tuesday	06/12/2023 Wednesday	07/12/2023 Thursday	08/12/2023 Friday	09/12/2023 Saturday	10/12/2023 Sunday	11/12/2023 Monday
1	46.5	-	37.0	-	48.7	-	-
2	-	-	-	-	-	21.3	-
3	-	-	-	40.5	46.1	-	-
4	-	-	-	-	23.9	-	-
5	40.9	-	-	-	-	-	-
6	46.0	35.9	40.2	-	37.3	34.4	-
7	33.5	28.0	39.3	42.1	50.3	44.2	43.0
8	42.8	30.5	41.3	41.4	44.0	-	42.8
9	39.8	28.2	41.1	39.0	38.7	48.9	37.8
10	37.7	26.4	39.2	39.7	37.6	41.6	38.3
11	38.9	27.4	36.9	35.3	39.0	38.9	35.0
12	38.9	30.3	37.8	36.7	38.0	41.4	36.5
13	35.7	30.5	36.2	35.7	37.4	40.0	35.2
14	34.7	34.1	39.0	38.5	38.1	39.0	39.6
15	36.6	36.9	31.9	38.0	40.4	38.3	38.7
16	36.6	33.6	34.0	39.7	42.5	38.8	38.6
17	38.1	35.0	35.8	38.3	39.4	35.0	40.5
18	36.8	31.0	34.3	40.1	46.8	35.0	37.8
19	40.7	33.2	36.1	41.4	36.5	43.3	42.9
20	40.6	32.5	40.0	34.8	42.4	35.4	35.5
21	41.0	32.2	42.5	43.6	36.7	-	36.6
22	35.7	43.0	45.2	39.0	43.3	42.0	40.8
23	32.5	30.7	55.2	-	37.1	51.8	37.1
24	47.5	23.6	53.0	-	40.8	52.7	-

10-12	38.9	28.9	37.4	35.8	38.5	39.7	35.6
14-16	36.6	35.0	33.0	38.9	41.3	38.6	38.6
0-24	38.1	31.2	38.0	38.4	39.5	39.6	38.0

Average (ALL)	37.5
Weekday Inter-Peak	36.0

Channel 1 - Eastbound

85th Percentile

Hr Ending	05/12/2023 Tuesday	06/12/2023 Wednesday	07/12/2023 Thursday	08/12/2023 Friday	09/12/2023 Saturday	10/12/2023 Sunday	11/12/2023 Monday
1	-	-	-	-	52.5	-	-
2	-	-	-	-	-	-	-
3	-	-	-	-	-	-	-
4	-	-	-	-	-	-	-
5	-	-	-	-	-	-	-
6	51.3	-	44.2	-	38.0	-	-
7	45.4	34.2	48.6	46.2	59.0	45.0	49.4
8	51.3	36.8	49.1	51.5	51.9	-	49.8
9	49.9	34.9	51.7	48.3	49.4	53.7	46.3
10	45.9	32.3	48.1	48.4	46.6	52.4	47.5
11	47.5	33.4	45.2	44.9	46.2	48.4	44.9
12	46.7	37.6	45.4	44.4	45.9	48.6	44.3
13	42.8	37.6	44.7	42.1	43.6	49.1	42.9
14	43.7	41.2	47.4	49.4	45.9	47.0	47.2
15	46.0	44.2	43.6	47.2	50.1	48.0	50.6
16	45.8	41.7	42.3	48.0	51.2	47.9	47.4
17	46.7	42.5	42.2	44.8	43.7	38.7	48.1
18	49.2	38.7	43.5	49.0	57.4	43.1	46.7
19	47.2	42.7	43.7	50.6	43.8	55.1	49.4
20	44.8	39.7	47.2	43.9	45.5	43.8	46.8
21	46.1	39.5	57.0	55.7	48.5	-	43.6
22	43.0	-	54.0	47.2	49.6	48.5	49.8
23	34.8	38.0	68.5	-	38.3	-	-
24	51.0	-	60.0	-	42.1	-	-

10-12	47.1	35.8	45.4	44.8	46.1	48.6	44.7
14-16	45.9	42.9	43.2	47.7	50.7	48.0	49.3
0-24	47.1	39.0	47.6	47.5	48.3	48.9	47.1

85th %ile (ALL)	46.8
Weekday Inter-Peak	45.4

Lincolnshire ATC 78, Low Road

Produced by Road Data Services Ltd.

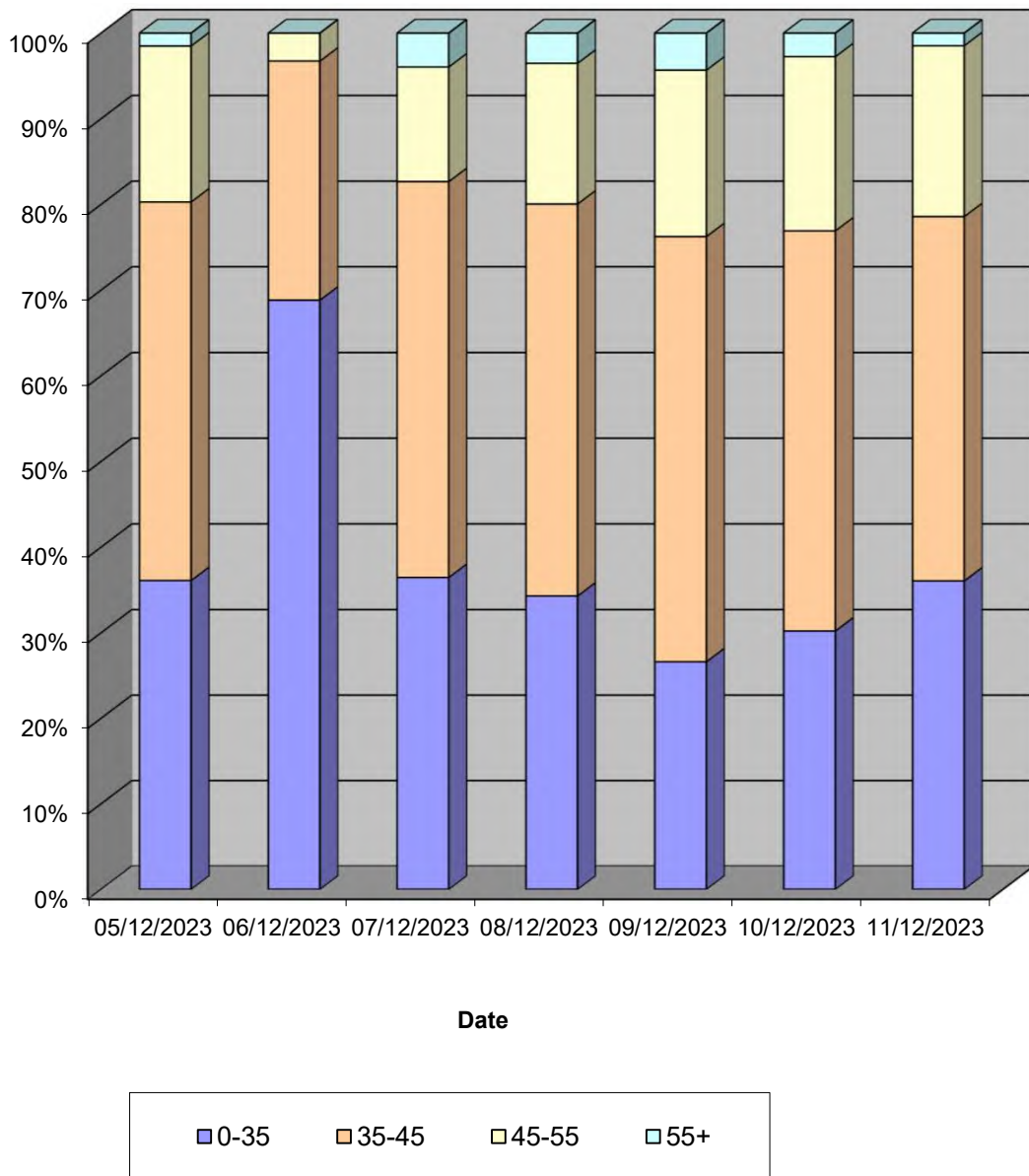
Channel 1 - Eastbound

Speed Summary

Week 1

Speed (MPH)	05/12/2023 Tuesday	06/12/2023 Wednesday	07/12/2023 Thursday	08/12/2023 Friday	09/12/2023 Saturday	10/12/2023 Sunday	11/12/2023 Monday
0-35	121	190	120	117	74	55	123
35-45	148	77	152	156	138	85	145
45-55	61	9	44	56	54	37	68
55+	5	0	13	12	12	5	5
TOTAL	335	276	329	341	278	182	341

Speed Summary (MPH)



Lincolnshire ATC 78, Low Road

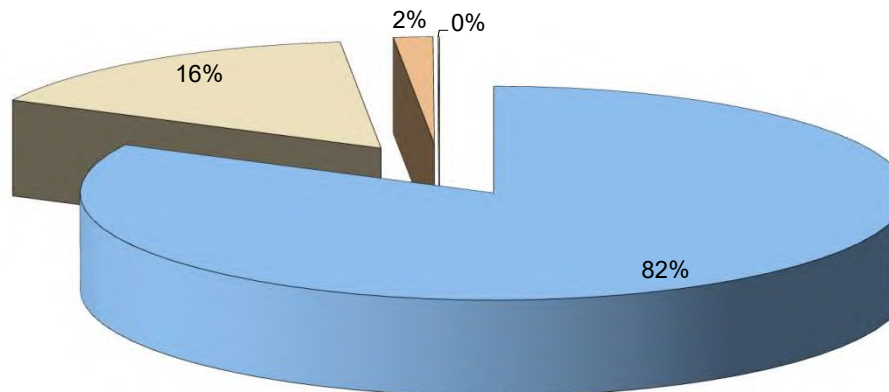
Produced by Road Data Services Ltd.

Channel 1 - Eastbound

Vehicle Class

Classes Day / Time	Car / LGV / Caravan - 1	MGV - 2	OGV1 / Bus - 3,5,6,7,12	OGV2 - 4,8,9,10,11,13
05/12/2023				
7-19	248	48	5	1
6-22	268	52	5	1
6-24	271	53	5	1
0-24	274	55	5	-1
06/12/2023				
7-19	207	42	6	0
6-22	222	44	6	0
6-24	225	44	6	0
0-24	226	44	6	0
07/12/2023				
7-19	243	52	6	0
6-22	260	55	7	0
6-24	263	56	7	0
0-24	265	57	7	0
08/12/2023				
7-19	251	61	4	1
6-22	270	65	4	1
6-24	270	65	4	1
0-24	271	65	4	1
09/12/2023				
7-19	218	34	2	0
6-22	227	38	2	0
6-24	231	38	2	0
0-24	238	38	2	0
10/12/2023				
7-19	148	16	0	0
6-22	162	16	0	0
6-24	164	16	0	0
0-24	166	16	0	0
11/12/2023				
7-19	246	51	8	1
6-22	274	57	8	1
6-24	275	57	8	1
0-24	275	57	8	1
Average				
7-19	223	43	4	0
6-22	240	47	5	0
6-24	243	47	5	0
0-24	245	47	5	0

Total Vehicle Class Distribution



Week 1

TOTAL
- 1-13
302
326
330
333
255
272
275
276
301
322
326
329
317
340
340
341
254
267
271
278
164
178
180
182
306
340
341
341

271
292
295
297



Lincolnshire ATC 78, Low Road

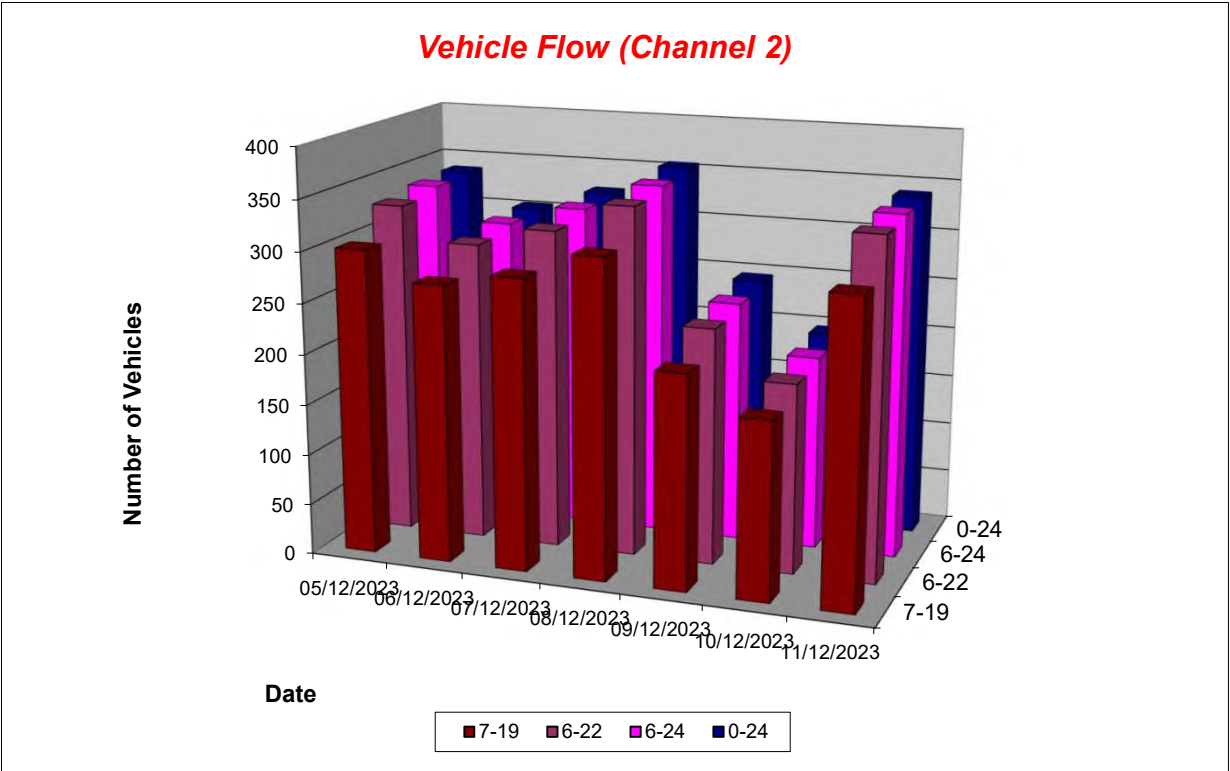
Produced by Road Data Services Ltd.

Channel 2 - Westbound

Vehicle Flow

Week 1

Hr Ending	05/12/2023 Tuesday	06/12/2023 Wednesday	07/12/2023 Thursday	08/12/2023 Friday	09/12/2023 Saturday	10/12/2023 Sunday	11/12/2023 Monday	Weekday Average	Average
1	0	1	0	0	3	1	0	0	1
2	0	0	1	0	1	0	1	0	0
3	0	0	0	1	2	1	0	0	1
4	1	0	0	2	0	1	0	1	1
5	0	0	1	0	0	1	0	0	0
6	1	0	0	2	0	0	1	1	1
7	7	6	6	8	1	1	8	7	5
8	14	13	13	11	1	2	14	13	10
9	25	17	18	22	15	5	21	21	18
10	21	14	15	21	18	10	24	19	18
11	22	15	31	29	24	19	25	24	24
12	22	35	20	29	29	32	31	27	28
13	25	22	34	28	26	21	28	27	26
14	28	38	28	32	20	13	26	30	26
15	33	30	24	25	24	27	26	28	27
16	37	28	35	40	23	25	35	35	32
17	27	31	33	36	13	15	28	31	26
18	39	23	27	28	12	4	31	30	23
19	8	7	8	11	5	1	7	8	7
20	9	13	14	10	10	5	11	11	10
21	9	4	5	9	8	1	10	7	7
22	3	0	4	5	4	6	9	4	4
23	5	5	6	4	5	2	2	4	4
24	1	1	1	2	1	3	2	1	2
7-19	301	273	286	312	210	174	296	294	265
6-22	329	296	315	344	233	187	334	324	291
6-24	335	302	322	350	239	192	338	329	297
0-24	337	303	324	355	245	196	340	332	300



Lincolnshire ATC 78, Low Road

Produced by Road Data Services Ltd.

Channel 2 - Westbound

Average Speed

Week 1

Hr Ending	05/12/2023 Tuesday	06/12/2023 Wednesday	07/12/2023 Thursday	08/12/2023 Friday	09/12/2023 Saturday	10/12/2023 Sunday	11/12/2023 Monday
1	-	53.5	-	-	41.5	38.1	-
2	-	-	35.8	-	47.4	-	48.2
3	-	-	-	45.5	31.5	46.8	-
4	43.7	-	-	49.5	-	36.5	-
5	-	-	45.8	-	-	48.9	-
6	46.2	-	-	37.7	-	-	52.5
7	42.8	36.5	45.6	44.7	45.9	45.5	47.9
8	44.6	35.5	43.7	40.0	41.2	43.1	46.0
9	40.5	31.0	40.9	45.2	42.8	41.6	43.9
10	37.2	27.4	41.4	39.5	44.4	41.8	43.7
11	41.8	34.5	41.2	38.8	41.1	41.4	40.9
12	38.4	36.4	36.3	38.4	40.9	40.0	37.8
13	41.1	33.5	38.9	39.9	39.7	41.7	37.5
14	38.7	38.7	45.3	39.7	38.7	39.7	42.6
15	38.4	39.5	40.1	40.1	39.8	41.9	42.3
16	39.1	34.8	40.5	40.9	39.6	43.0	42.0
17	39.5	37.1	35.4	40.5	43.7	39.5	37.6
18	37.8	35.3	41.1	44.1	43.7	40.1	41.1
19	36.0	35.8	39.2	44.4	42.6	40.3	43.6
20	45.3	34.4	43.1	41.3	45.7	41.0	47.6
21	46.8	30.3	46.7	43.0	42.0	59.9	50.7
22	37.9	-	41.8	47.5	40.8	47.8	41.0
23	40.4	40.6	40.8	48.7	47.5	61.0	50.5
24	44.5	49.2	37.7	39.2	39.6	37.7	35.2

10-12	40.1	35.8	39.3	38.6	41.0	40.5	39.2
14-16	38.7	37.2	40.4	40.6	39.7	42.4	42.2
0-24	39.8	35.8	40.5	41.1	41.4	41.7	41.8

Average (ALL)	40.2
Weekday Inter-Peak	39.3

Channel 2 - Westbound

85th Percentile

Hr Ending	05/12/2023 Tuesday	06/12/2023 Wednesday	07/12/2023 Thursday	08/12/2023 Friday	09/12/2023 Saturday	10/12/2023 Sunday	11/12/2023 Monday
1	-	-	-	-	50.2	-	-
2	-	-	-	-	-	-	-
3	-	-	-	-	35.1	-	-
4	-	-	-	54.3	-	-	-
5	-	-	-	-	-	-	-
6	-	-	-	39.1	-	-	-
7	52.9	37.0	51.2	49.6	-	-	56.9
8	55.8	40.4	52.6	45.7	-	46.1	53.6
9	50.7	39.2	50.2	58.9	51.4	46.9	54.5
10	46.4	35.0	46.2	51.3	50.9	46.8	56.2
11	49.1	43.6	48.6	50.6	51.3	52.2	52.0
12	47.9	47.2	48.1	47.6	50.1	49.4	49.8
13	51.1	41.0	50.9	50.7	47.8	50.4	49.5
14	48.7	50.2	55.4	48.1	48.6	50.1	52.3
15	50.0	50.4	49.0	50.8	51.9	51.8	56.8
16	49.6	44.4	50.5	50.3	48.6	51.7	50.0
17	47.2	44.5	45.2	50.9	49.9	51.2	45.2
18	45.9	40.5	51.6	53.0	52.7	50.3	49.5
19	41.4	42.7	44.2	56.9	54.8	-	51.7
20	50.1	41.8	48.7	49.1	56.0	53.7	56.0
21	59.0	35.0	60.2	54.5	51.8	-	62.9
22	44.7	-	57.7	53.7	47.2	56.5	55.6
23	44.7	48.7	49.7	59.6	52.8	70.8	56.8
24	-	-	-	41.5	-	48.9	35.6

10-12	48.8	46.2	49.0	49.2	50.7	50.5	51.0
14-16	49.7	47.8	50.0	50.6	50.4	51.8	53.4
0-24	49.5	45.3	50.6	51.5	50.8	51.6	52.9

85th %ile (ALL)	50.5
Weekday Inter-Peak	49.9

Lincolnshire ATC 78, Low Road

Produced by Road Data Services Ltd.


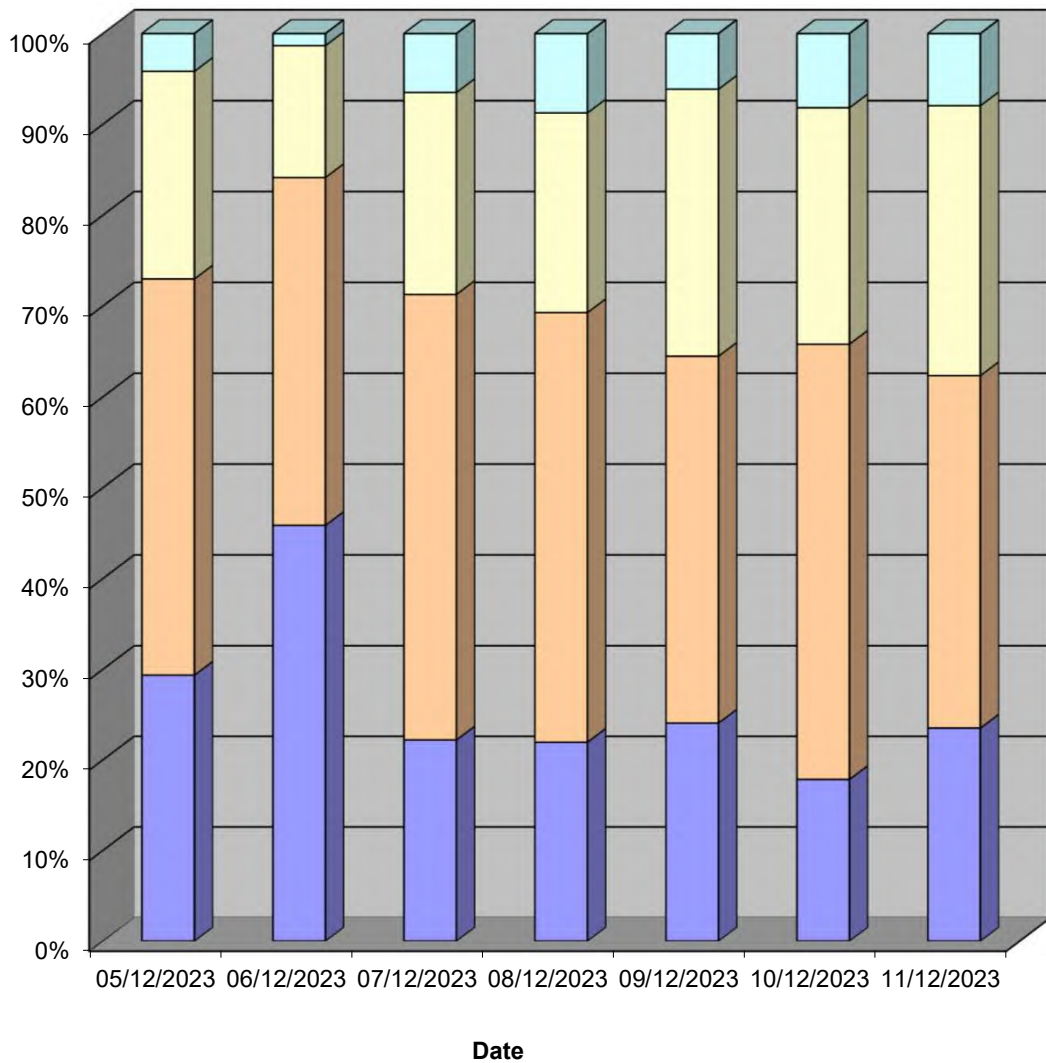
Channel 2 - Westbound

Speed Summary

Week 1

Speed (MPH)	05/12/2023 Tuesday	06/12/2023 Wednesday	07/12/2023 Thursday	08/12/2023 Friday	09/12/2023 Saturday	10/12/2023 Sunday	11/12/2023 Monday
0-35	99	139	72	78	59	35	80
35-45	147	116	159	168	99	94	132
45-55	77	44	72	78	72	51	101
55+	14	4	21	31	15	16	27
TOTAL	337	303	324	355	245	196	340

Speed Summary (MPH)



Lincolnshire ATC 78, Low Road

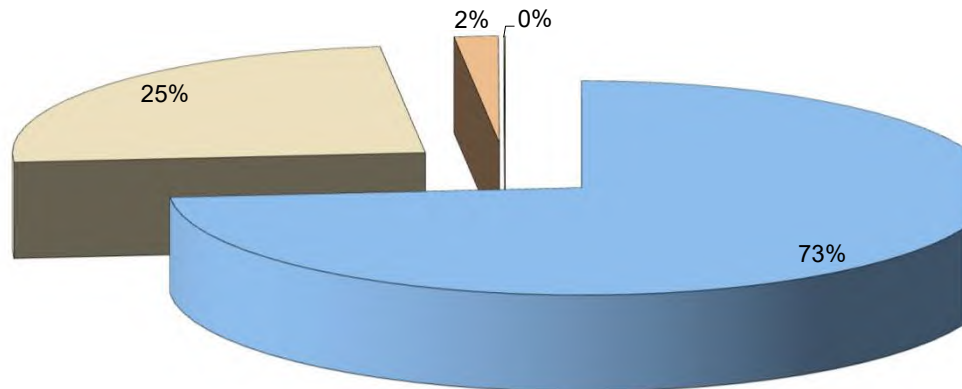
Produced by Road Data Services Ltd.

Channel 2 - Westbound

Vehicle Class

Classes Day / Time	Car / LGV / Caravan - 1	MGV - 2	OGV1 / Bus - 3,5,6,7,12	OGV2 - 4,8,9,10,11,13
05/12/2023				
7-19	211	83	7	0
6-22	233	89	7	0
6-24	238	90	7	0
0-24	239	91	7	0
06/12/2023				
7-19	184	79	10	0
6-22	204	82	10	0
6-24	210	82	10	0
0-24	210	83	10	0
07/12/2023				
7-19	210	73	3	0
6-22	231	79	5	0
6-24	236	81	5	0
0-24	238	81	5	0
08/12/2023				
7-19	221	87	3	1
6-22	250	90	3	1
6-24	255	91	3	1
0-24	257	94	3	1
09/12/2023				
7-19	154	51	5	0
6-22	174	54	5	0
6-24	179	55	5	0
0-24	184	56	5	0
10/12/2023				
7-19	146	28	0	0
6-22	158	29	0	0
6-24	163	29	0	0
0-24	166	30	0	0
11/12/2023				
7-19	218	72	6	0
6-22	245	83	6	0
6-24	249	83	6	0
0-24	251	83	6	0
Average				
7-19	192	68	5	0
6-22	214	72	5	0
6-24	219	73	5	0
0-24	221	74	5	0

Total Vehicle Class Distribution



Week 1

TOTAL
- 1-13
301
329
335
337
273
296
302
303
286
315
322
324
312
344
350
355
210
233
239
245
174
187
192
196
296
334
338
340
265
291
297
300



Lincolnshire ATC 79, Marsh Road

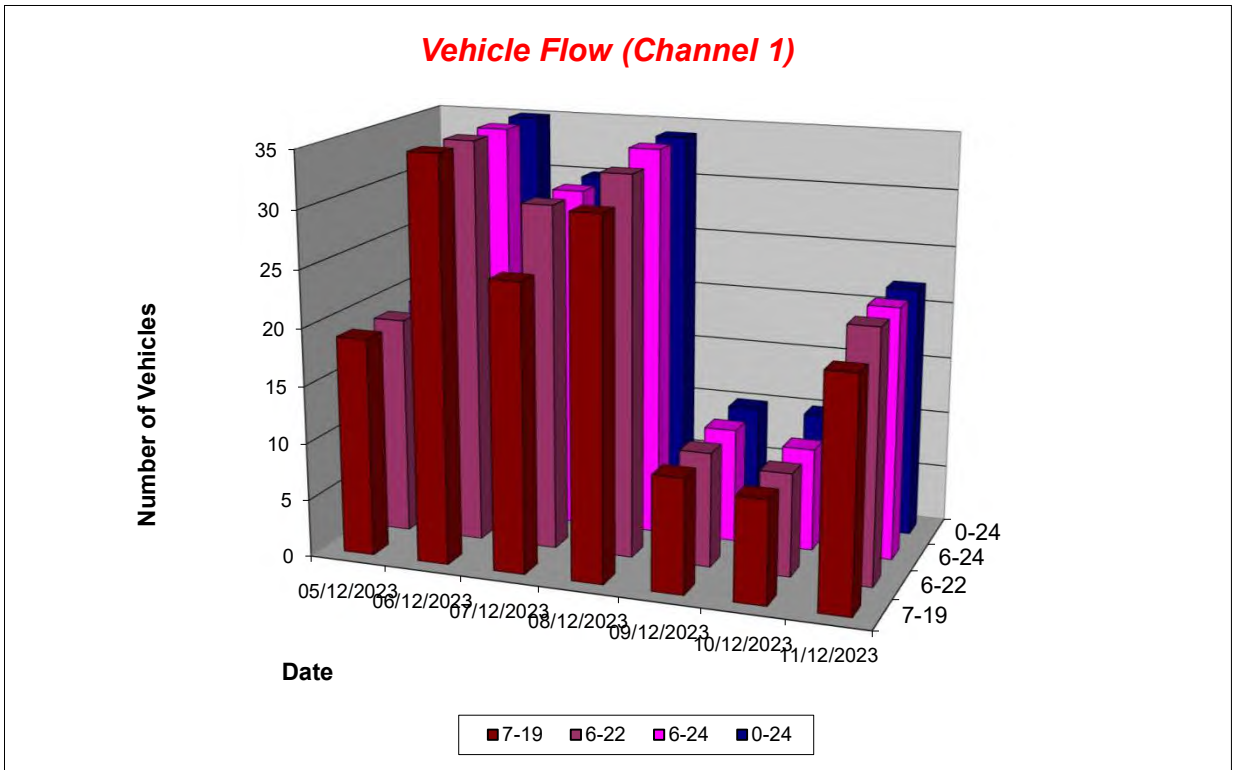
Produced by Road Data Services Ltd.

Channel 1 - Northeastbound

Vehicle Flow

Week 1

Hr Ending	05/12/2023 Tuesday	06/12/2023 Wednesday	07/12/2023 Thursday	08/12/2023 Friday	09/12/2023 Saturday	10/12/2023 Sunday	11/12/2023 Monday	Weekday Average	Average
1	0	0	0	0	0	0	0	0	0
2	0	0	0	0	0	0	0	0	0
3	0	0	0	0	0	0	0	0	0
4	0	0	0	0	0	0	0	0	0
5	0	0	0	0	0	0	0	0	0
6	0	0	0	0	0	1	0	0	0
7	0	0	0	0	0	0	0	0	0
8	2	2	2	1	0	0	1	2	1
9	1	0	1	4	2	2	2	2	2
10	6	2	2	2	0	0	3	3	2
11	2	4	7	8	0	1	4	5	4
12	2	4	0	3	1	1	0	2	2
13	0	2	2	4	1	0	2	2	2
14	0	13	2	3	1	0	3	4	3
15	2	2	3	1	1	0	2	2	2
16	2	2	1	2	0	2	1	2	1
17	1	0	2	2	2	2	1	1	1
18	0	3	2	1	1	0	1	1	1
19	1	1	1	0	1	1	0	1	1
20	0	0	1	2	0	0	2	1	1
21	0	0	2	0	0	0	0	0	0
22	0	0	2	0	0	0	0	0	0
23	0	0	0	0	0	0	0	0	0
24	0	0	0	1	0	0	0	0	0
7-19	19	35	25	31	10	9	20	26	21
6-22	19	35	30	33	10	9	22	28	23
6-24	19	35	30	34	10	9	22	28	23
0-24	19	35	30	34	10	10	22	28	23



Lincolnshire ATC 79, Marsh Road

Produced by Road Data Services Ltd.

Channel 1 - Northeastbound

Average Speed

Week 1

Hr Ending	05/12/2023 Tuesday	06/12/2023 Wednesday	07/12/2023 Thursday	08/12/2023 Friday	09/12/2023 Saturday	10/12/2023 Sunday	11/12/2023 Monday
1	-	-	-	-	-	-	-
2	-	-	-	-	-	-	-
3	-	-	-	-	-	-	-
4	-	-	-	-	-	-	-
5	-	-	-	-	-	-	-
6	-	-	-	-	-	47.7	-
7	-	-	-	-	-	-	-
8	9.1	23.4	23.9	20.6	-	-	23.5
9	27.7	-	26.0	33.5	38.4	37.0	26.5
10	30.4	29.0	35.6	36.2	-	-	36.2
11	35.0	26.0	27.7	24.3	-	41.9	27.9
12	35.4	18.2	-	25.8	41.2	32.7	-
13	-	29.9	28.6	32.1	36.8	-	31.7
14	-	15.4	31.1	22.8	43.5	-	19.0
15	24.5	28.1	25.6	35.2	43.2	-	18.4
16	31.4	37.3	28.3	35.0	-	31.7	35.9
17	40.6	-	38.3	28.1	32.9	35.2	32.6
18	-	35.0	31.2	56.3	40.0	-	38.0
19	37.7	36.0	26.9	-	28.0	33.5	-
20	-	-	28.4	43.5	-	-	43.2
21	-	-	34.7	-	-	-	-
22	-	-	43.4	-	-	-	-
23	-	-	-	-	-	-	-
24	-	-	-	42.6	-	-	-

10-12	35.2	22.1	27.7	24.7	41.2	37.3	27.9
14-16	28.0	32.7	26.2	35.1	43.2	31.7	24.2
0-24	29.5	23.2	30.4	30.7	37.5	36.4	29.4

Average (ALL)	29.5
Weekday Inter-Peak	27.3

Channel 1 - Northeastbound

85th Percentile

Hr Ending	05/12/2023 Tuesday	06/12/2023 Wednesday	07/12/2023 Thursday	08/12/2023 Friday	09/12/2023 Saturday	10/12/2023 Sunday	11/12/2023 Monday
1	-	-	-	-	-	-	-
2	-	-	-	-	-	-	-
3	-	-	-	-	-	-	-
4	-	-	-	-	-	-	-
5	-	-	-	-	-	-	-
6	-	-	-	-	-	-	-
7	-	-	-	-	-	-	-
8	11.2	31.0	27.2	-	-	-	-
9	-	-	-	39.3	45.2	37.9	43.2
10	40.7	38.3	37.8	42.7	-	-	38.0
11	53.3	33.8	39.3	31.7	-	-	35.0
12	36.6	25.3	-	33.3	-	-	-
13	-	42.4	33.0	36.9	-	-	50.8
14	-	22.1	33.8	30.2	-	-	26.7
15	26.9	29.3	38.8	-	-	-	19.4
16	34.3	44.5	-	42.3	-	34.0	-
17	-	-	47.6	29.8	42.8	37.7	-
18	-	41.4	31.8	-	-	-	-
19	-	-	-	-	-	-	-
20	-	-	-	50.7	-	-	43.3
21	-	-	40.1	-	-	-	-
22	-	-	56.1	-	-	-	-
23	-	-	-	-	-	-	-
24	-	-	-	-	-	-	-

10-12	48.2	30.6	39.3	32.1	-	42.1	35.0
14-16	32.4	39.7	37.7	41.0	-	34.0	32.8
0-24	41.3	34.1	40.4	40.7	44.8	41.6	41.2

85th %ile (ALL)	40.6
Weekday Inter-Peak	37.2

Lincolnshire ATC 79, Marsh Road

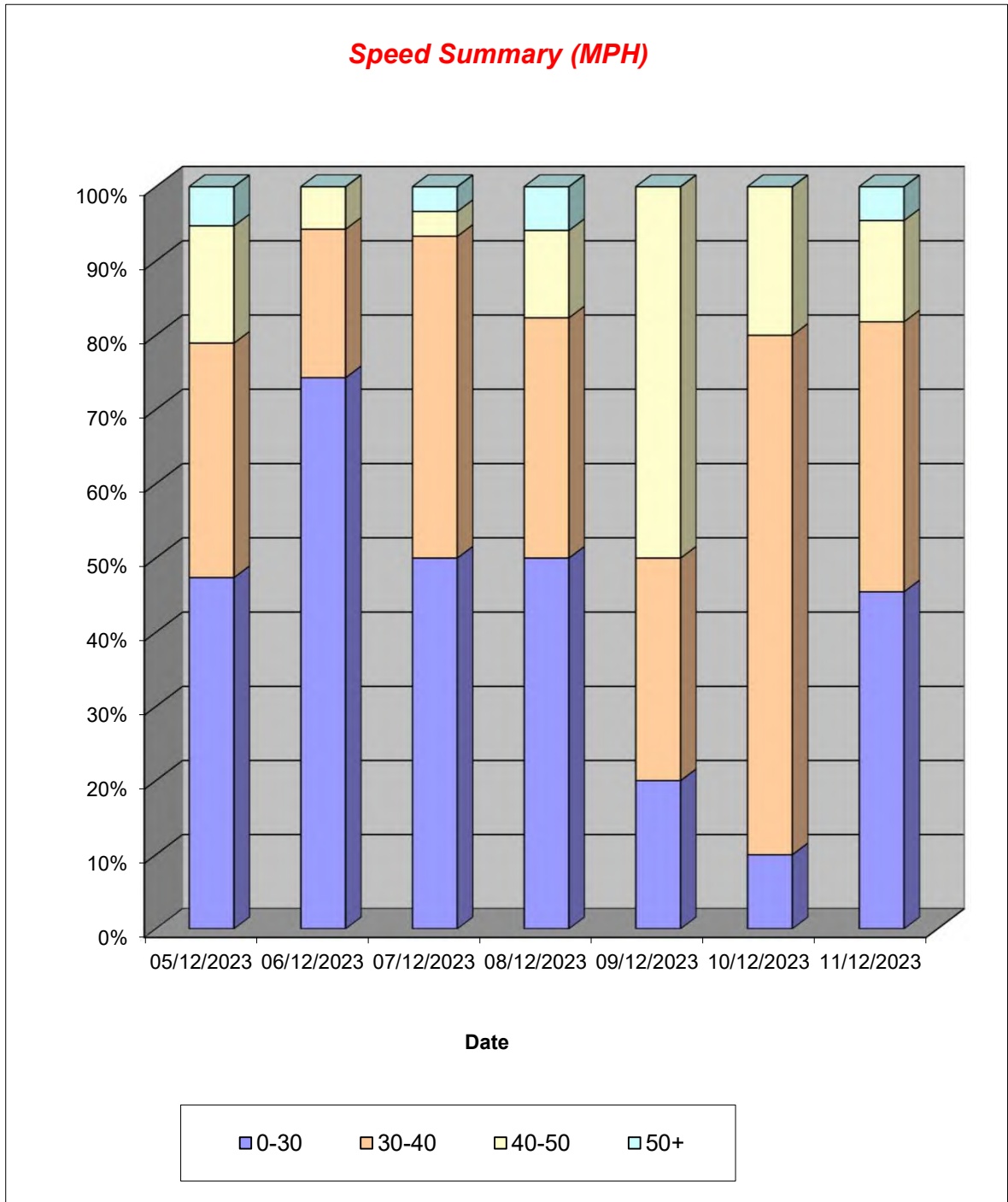
Produced by Road Data Services Ltd.

Channel 1 - Northeastbound

Speed Summary

Week 1

Speed (MPH)	05/12/2023 Tuesday	06/12/2023 Wednesday	07/12/2023 Thursday	08/12/2023 Friday	09/12/2023 Saturday	10/12/2023 Sunday	11/12/2023 Monday
0-30	9	26	15	17	2	1	10
30-40	6	7	13	11	3	7	8
40-50	3	2	1	4	5	2	3
50+	1	0	1	2	0	0	1
TOTAL	19	35	30	34	10	10	22



Lincolnshire ATC 79, Marsh Road

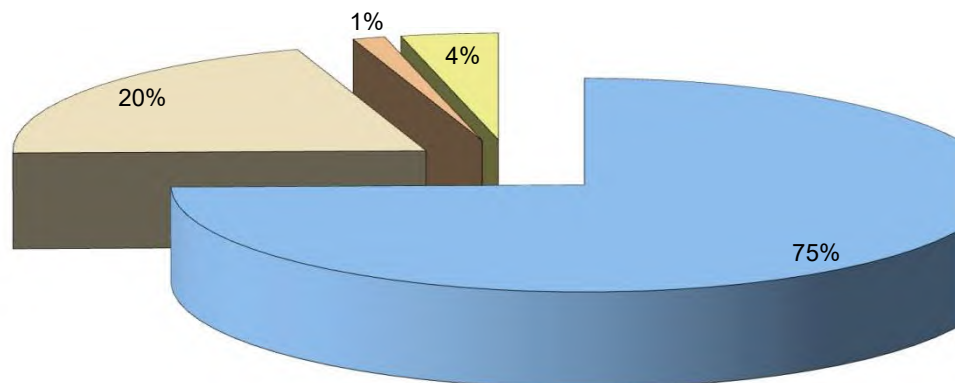
Produced by Road Data Services Ltd.

Channel 1 - Northeastbound

Vehicle Class

Classes Day / Time	Car / LGV / Caravan - 1	MGV - 2	OGV1 / Bus - 3,5,6,7,12	OGV2 - 4,8,9,10,11,13
05/12/2023				
7-19	12	6	0	1
6-22	12	6	0	1
6-24	12	6	0	1
0-24	12	6	0	-1
06/12/2023				
7-19	26	8	0	1
6-22	26	8	0	1
6-24	26	8	0	1
0-24	26	8	0	1
07/12/2023				
7-19	15	7	1	2
6-22	20	7	1	2
6-24	20	7	1	2
0-24	20	7	1	2
08/12/2023				
7-19	22	5	1	3
6-22	24	5	1	3
6-24	25	5	1	3
0-24	25	5	1	3
09/12/2023				
7-19	7	3	0	0
6-22	7	3	0	0
6-24	7	3	0	0
0-24	7	3	0	0
10/12/2023				
7-19	9	0	0	0
6-22	9	0	0	0
6-24	9	0	0	0
0-24	10	0	0	0
11/12/2023				
7-19	16	3	0	1
6-22	18	3	0	1
6-24	18	3	0	1
0-24	18	3	0	1
Average				
7-19	15	5	0	1
6-22	17	5	0	1
6-24	17	5	0	1
0-24	17	5	0	1

Total Vehicle Class Distribution



Week 1

TOTAL
- 1-13
19
19
19
17
35
35
35
35
25
30
30
30
31
33
34
34
10
10
10
10
9
9
9
10
20
22
22
22
21
23
23
23



Lincolnshire ATC 79, Marsh Road

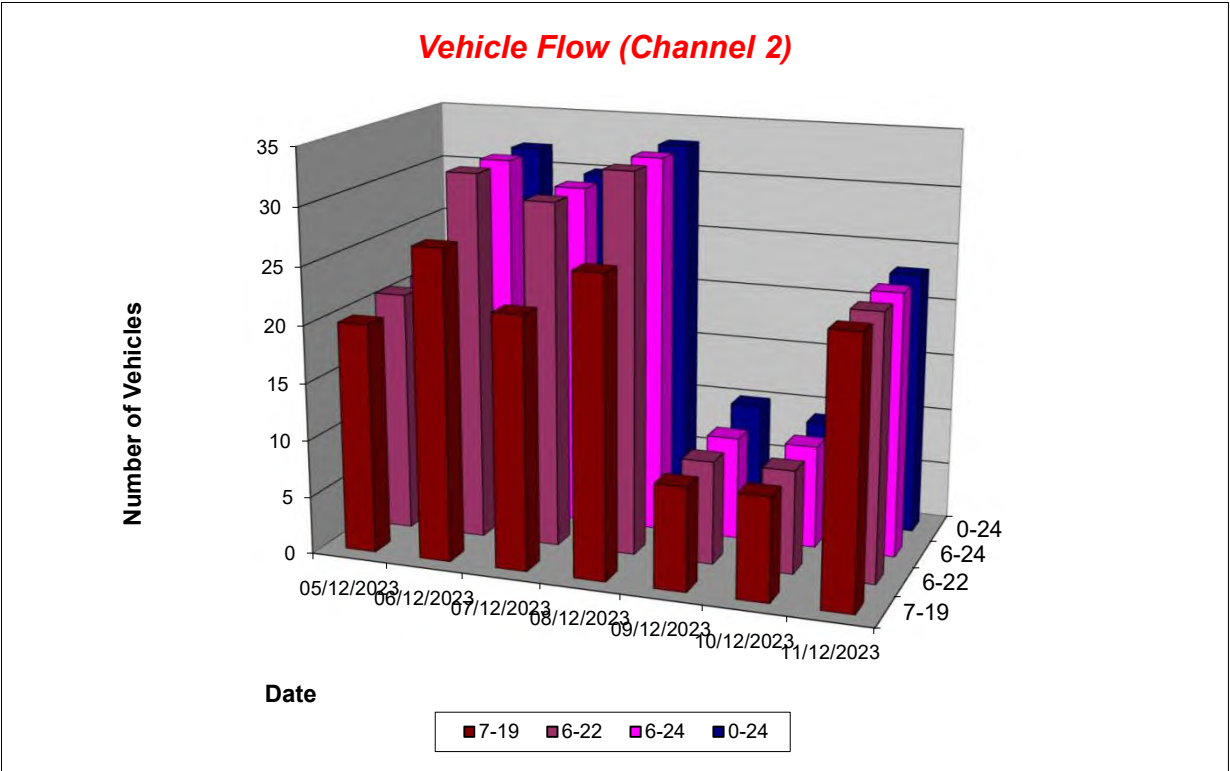
Produced by Road Data Services Ltd.

Channel 2 - Southwestbound

Vehicle Flow

Week 1

Hr Ending	05/12/2023 Tuesday	06/12/2023 Wednesday	07/12/2023 Thursday	08/12/2023 Friday	09/12/2023 Saturday	10/12/2023 Sunday	11/12/2023 Monday	Weekday Average	Average
1	0	0	0	0	0	0	0	0	0
2	0	0	0	0	1	0	0	0	0
3	0	0	0	0	0	0	0	0	0
4	0	0	0	0	0	0	0	0	0
5	0	0	0	0	0	0	0	0	0
6	0	0	0	0	0	0	0	0	0
7	1	5	4	6	0	0	0	3	2
8	3	4	2	0	0	0	1	2	1
9	4	1	1	7	1	1	4	3	3
10	1	2	2	1	2	2	5	2	2
11	4	4	2	3	0	2	1	3	2
12	2	1	3	2	2	1	2	2	2
13	1	2	4	6	0	1	3	3	2
14	0	4	2	2	0	0	2	2	1
15	1	2	1	1	3	0	3	2	2
16	2	3	2	0	0	1	0	1	1
17	0	1	2	3	1	0	0	1	1
18	2	2	0	0	0	1	1	1	1
19	0	1	1	1	0	0	1	1	1
20	0	0	1	1	0	0	0	0	0
21	0	0	2	0	0	0	0	0	0
22	0	0	1	0	0	0	0	0	0
23	0	0	0	0	0	0	0	0	0
24	0	0	0	0	0	0	0	0	0
7-19	20	27	22	26	9	9	23	24	19
6-22	21	32	30	33	9	9	23	28	22
6-24	21	32	30	33	9	9	23	28	22
0-24	21	32	30	33	10	9	23	28	23



Lincolnshire ATC 79, Marsh Road

Produced by Road Data Services Ltd.

Channel 2 - Southwestbound

Average Speed

Week 1

Hr Ending	05/12/2023 Tuesday	06/12/2023 Wednesday	07/12/2023 Thursday	08/12/2023 Friday	09/12/2023 Saturday	10/12/2023 Sunday	11/12/2023 Monday
1	-	-	-	-	-	-	-
2	-	-	-	-	37.9	-	-
3	-	-	-	-	-	-	-
4	-	-	-	-	-	-	-
5	-	-	-	-	-	-	-
6	-	-	-	-	-	-	-
7	37.5	20.6	20.7	27.9	-	-	-
8	21.5	20.9	23.7	-	-	-	33.9
9	27.0	25.3	33.8	32.8	41.7	37.3	24.5
10	45.3	32.8	37.7	17.0	32.3	35.7	31.5
11	26.9	24.3	33.1	30.2	-	27.5	15.9
12	35.0	29.9	31.7	31.0	41.9	38.9	31.2
13	30.0	22.1	32.0	32.6	-	34.1	32.3
14	-	26.0	30.4	24.6	-	-	12.6
15	37.1	20.4	40.9	35.6	35.7	-	15.9
16	35.1	32.9	28.1	-	-	18.4	-
17	-	18.7	34.9	35.6	43.4	-	-
18	41.3	36.8	-	-	-	52.7	53.0
19	-	35.9	36.7	55.8	-	-	42.8
20	-	-	38.1	35.1	-	-	-
21	-	-	28.3	-	-	-	-
22	-	-	28.6	-	-	-	-
23	-	-	-	-	-	-	-
24	-	-	-	-	-	-	-

10-12	29.6	25.4	32.3	30.5	41.9	31.3	26.1
14-16	35.7	27.9	32.4	35.6	35.7	18.4	15.9
0-24	31.1	25.6	30.5	31.7	37.9	34.2	27.6

Average (ALL)	30.1
Weekday Inter-Peak	28.8

Channel 2 - Southwestbound

85th Percentile

Hr Ending	05/12/2023 Tuesday	06/12/2023 Wednesday	07/12/2023 Thursday	08/12/2023 Friday	09/12/2023 Saturday	10/12/2023 Sunday	11/12/2023 Monday
1	-	-	-	-	-	-	-
2	-	-	-	-	-	-	-
3	-	-	-	-	-	-	-
4	-	-	-	-	-	-	-
5	-	-	-	-	-	-	-
6	-	-	-	-	-	-	-
7	-	27.5	30.1	34.5	-	-	-
8	23.8	29.3	27.4	-	-	-	-
9	32.6	-	-	37.6	-	-	36.5
10	-	41.0	41.3	-	34.9	39.9	37.8
11	30.5	30.0	35.4	36.3	-	44.5	-
12	39.7	-	35.0	35.8	45.7	-	43.9
13	-	25.6	37.0	38.9	-	-	38.9
14	-	35.6	31.8	35.9	-	-	19.3
15	-	23.8	-	-	39.0	-	16.7
16	35.8	39.9	39.6	-	-	-	-
17	-	-	46.8	37.8	-	-	-
18	41.6	42.7	-	-	-	-	-
19	-	-	-	-	-	-	-
20	-	-	-	-	-	-	-
21	-	-	33.9	-	-	-	-
22	-	-	-	-	-	-	-
23	-	-	-	-	-	-	-
24	-	-	-	-	-	-	-

10-12	35.2	31.0	35.3	36.1	45.7	46.3	38.9
14-16	36.8	36.5	43.7	-	39.0	-	16.7
0-24	38.9	34.4	38.9	39.9	42.8	46.6	40.1

85th %ile (ALL)	39.9
Weekday Inter-Peak	37.2

Lincolnshire ATC 79, Marsh Road

Produced by Road Data Services Ltd.


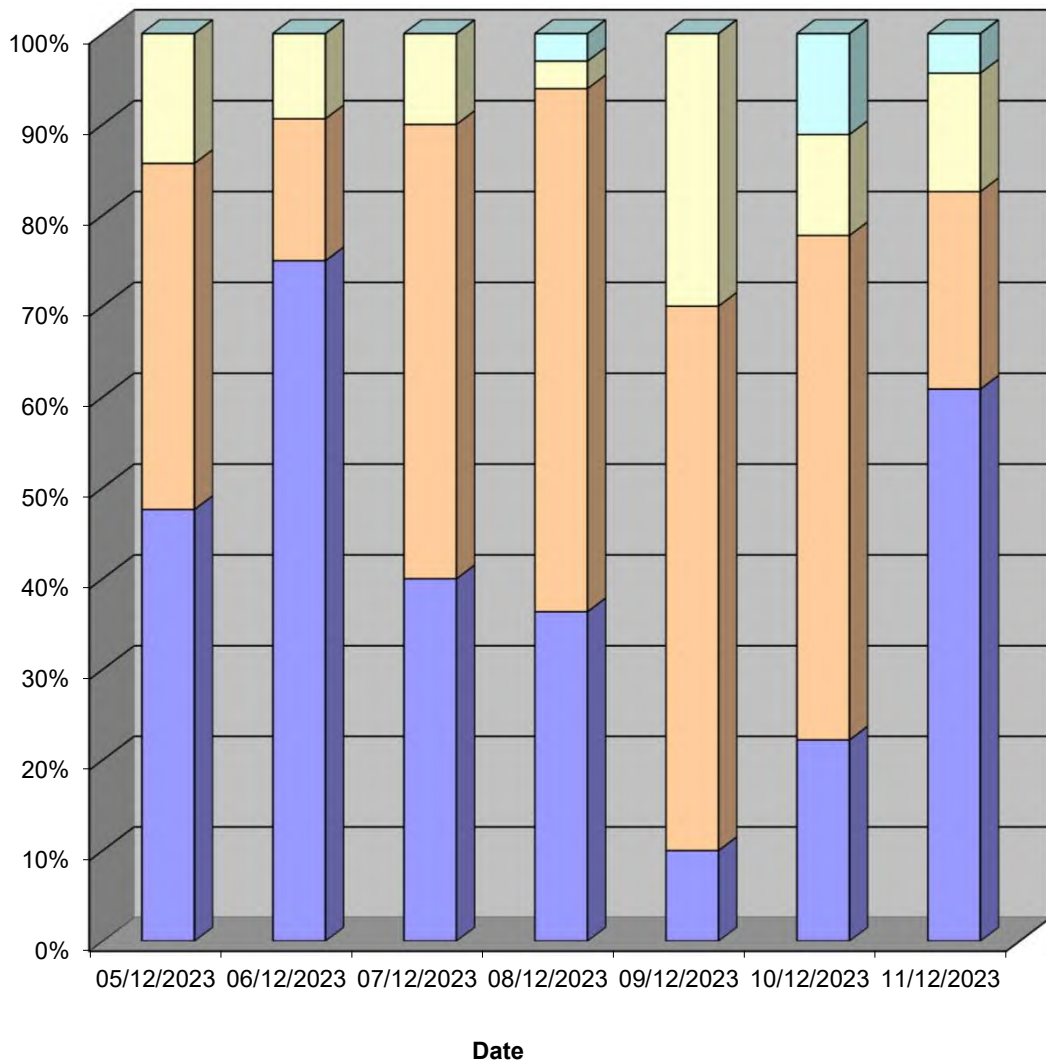
Channel 2 - Southwestbound

Speed Summary

Week 1

Speed (MPH)	05/12/2023 Tuesday	06/12/2023 Wednesday	07/12/2023 Thursday	08/12/2023 Friday	09/12/2023 Saturday	10/12/2023 Sunday	11/12/2023 Monday
0-30	10	24	12	12	1	2	14
30-40	8	5	15	19	6	5	5
40-50	3	3	3	1	3	1	3
50+	0	0	0	1	0	1	1
TOTAL	21	32	30	33	10	9	23

Speed Summary (MPH)



Lincolnshire ATC 79, Marsh Road

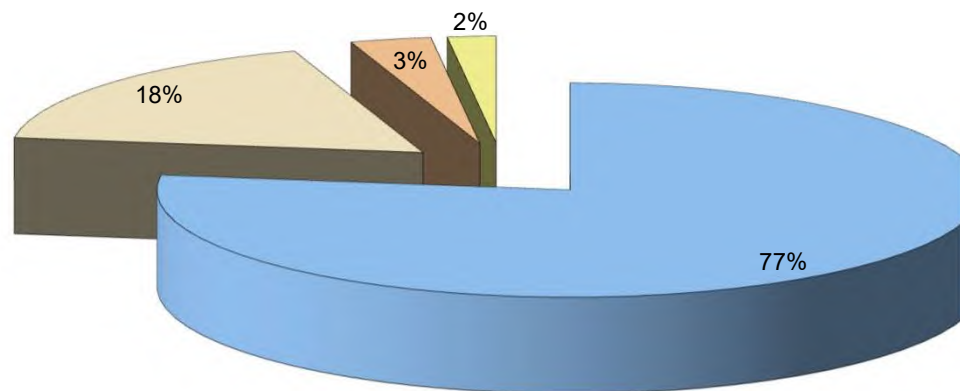
Produced by Road Data Services Ltd.

Channel 2 - Southwestbound

Vehicle Class

Classes Day / Time	Car / LGV / Caravan - 1	MGV - 2	OGV1 / Bus - 3,5,6,7,12	OGV2 - 4,8,9,10,11,13
05/12/2023				
7-19	15	4	1	0
6-22	16	4	1	0
6-24	16	4	1	0
0-24	16	4	1	0
06/12/2023				
7-19	19	7	0	1
6-22	23	8	0	1
6-24	23	8	0	1
0-24	23	8	0	1
07/12/2023				
7-19	13	8	1	0
6-22	21	8	1	0
6-24	21	8	1	0
0-24	21	8	1	0
08/12/2023				
7-19	21	3	2	0
6-22	27	3	2	1
6-24	27	3	2	1
0-24	27	3	2	1
09/12/2023				
7-19	8	1	0	0
6-22	8	1	0	0
6-24	8	1	0	0
0-24	9	1	0	0
10/12/2023				
7-19	9	0	0	0
6-22	9	0	0	0
6-24	9	0	0	0
0-24	9	0	0	0
11/12/2023				
7-19	17	4	1	1
6-22	17	4	1	1
6-24	17	4	1	1
0-24	17	4	1	1
Average				
7-19	15	4	1	0
6-22	17	4	1	0
6-24	17	4	1	0
0-24	17	4	1	0

Total Vehicle Class Distribution



Week 1

TOTAL
- 1-13
20
21
21
21
27
32
32
32
22
30
30
30
26
33
33
33
9
9
9
10
9
9
9
9
23
23
23
23

19
22
22
23



Lincolnshire ATC 80, Listoft Lane

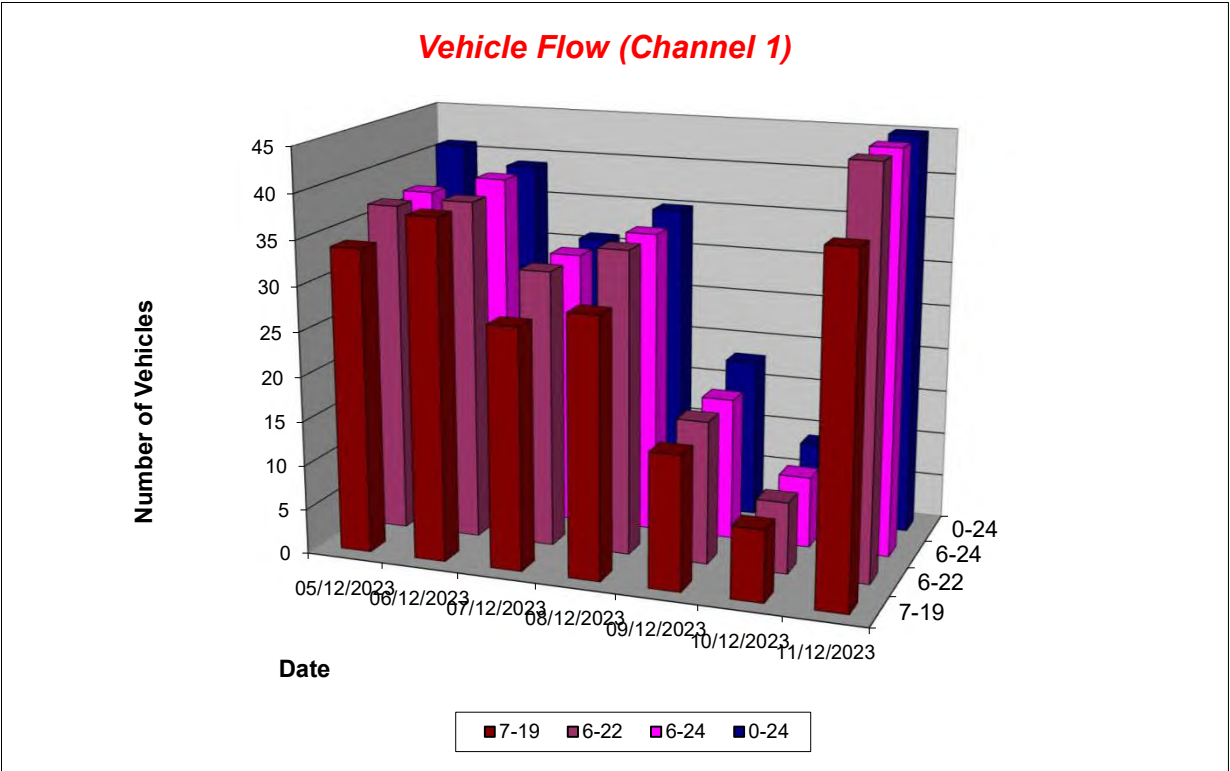
Produced by Road Data Services Ltd.

Channel 1 - Eastbound

Vehicle Flow

Week 1

Hr Ending	05/12/2023 Tuesday	06/12/2023 Wednesday	07/12/2023 Thursday	08/12/2023 Friday	09/12/2023 Saturday	10/12/2023 Sunday	11/12/2023 Monday	Weekday Average	Average
1	0	0	0	0	1	0	0	0	0
2	0	0	0	0	0	0	0	0	0
3	0	0	0	0	0	0	0	0	0
4	0	0	0	0	0	0	0	0	0
5	0	0	0	0	0	0	0	0	0
6	4	0	0	1	1	1	0	1	1
7	1	0	1	4	0	0	2	2	1
8	1	4	0	1	0	0	2	2	1
9	5	1	3	1	3	0	2	2	2
10	1	3	4	3	4	0	1	2	2
11	4	1	1	2	0	3	1	2	2
12	2	5	2	2	2	2	3	3	3
13	1	1	2	3	0	0	5	2	2
14	4	4	1	2	1	2	4	3	3
15	2	4	3	1	1	0	4	3	2
16	3	1	3	4	2	1	6	3	3
17	6	8	4	5	2	0	4	5	4
18	5	4	3	5	0	0	5	4	3
19	0	2	1	0	0	0	1	1	1
20	1	0	1	0	1	0	4	1	1
21	0	0	0	1	0	0	1	0	0
22	1	0	2	0	0	0	0	1	0
23	0	0	0	0	0	0	0	0	0
24	0	1	0	0	0	0	0	0	0
7-19	34	38	27	29	15	8	38	33	27
6-22	37	38	31	34	16	8	45	37	30
6-24	37	39	31	34	16	8	45	37	30
0-24	41	39	31	35	18	9	45	38	31



Lincolnshire ATC 80, Listoft Lane

Produced by Road Data Services Ltd.

Channel 1 - Eastbound

Average Speed

Week 1

Hr Ending	05/12/2023 Tuesday	06/12/2023 Wednesday	07/12/2023 Thursday	08/12/2023 Friday	09/12/2023 Saturday	10/12/2023 Sunday	11/12/2023 Monday
1	-	-	-	-	20.1	-	-
2	-	-	-	-	-	-	-
3	-	-	-	-	-	-	-
4	-	-	-	-	-	-	-
5	-	-	-	-	-	-	-
6	32.2	-	-	33.3	27.8	29.0	-
7	23.9	-	21.1	24.6	-	-	26.8
8	34.2	26.2	-	34.3	-	-	28.0
9	29.4	22.3	26.5	28.5	22.9	-	26.3
10	33.6	20.9	22.0	24.2	30.5	-	13.6
11	27.7	25.4	19.3	27.4	-	24.5	30.9
12	28.4	25.8	25.9	31.3	31.8	21.8	27.6
13	26.6	29.1	27.2	27.1	-	-	25.2
14	27.4	20.7	23.4	20.0	29.2	20.1	30.0
15	27.8	22.5	14.4	34.0	11.1	-	30.7
16	25.3	28.8	28.4	27.0	22.9	24.6	25.3
17	18.2	25.3	25.4	33.4	28.0	-	29.1
18	26.0	31.0	21.5	31.4	-	-	28.6
19	-	29.0	32.6	-	-	-	38.6
20	31.0	-	30.3	-	38.7	-	32.8
21	-	-	-	31.2	-	-	15.4
22	33.2	-	33.7	-	-	-	-
23	-	-	-	-	-	-	-
24	-	31.7	-	-	-	-	-

10-12	27.9	25.7	23.7	29.4	31.8	23.4	28.4
14-16	26.3	23.8	21.4	28.4	19.0	24.6	27.5
0-24	27.0	25.4	24.6	28.7	26.8	23.4	27.9

Average (ALL)	26.7
Weekday Inter-Peak	26.3

Channel 1 - Eastbound

85th Percentile

Hr Ending	05/12/2023 Tuesday	06/12/2023 Wednesday	07/12/2023 Thursday	08/12/2023 Friday	09/12/2023 Saturday	10/12/2023 Sunday	11/12/2023 Monday
1	-	-	-	-	-	-	-
2	-	-	-	-	-	-	-
3	-	-	-	-	-	-	-
4	-	-	-	-	-	-	-
5	-	-	-	-	-	-	-
6	34.2	-	-	-	-	-	-
7	-	-	-	27.9	-	-	26.9
8	-	31.3	-	-	-	-	38.9
9	35.2	-	27.6	-	37.2	-	27.4
10	-	31.3	33.6	29.3	34.6	-	-
11	29.9	-	-	29.6	-	31.7	-
12	28.6	31.4	28.5	38.9	33.5	32.8	35.0
13	-	-	31.0	30.5	-	-	30.1
14	32.4	23.6	-	33.0	-	30.2	32.9
15	33.8	31.1	16.5	-	-	-	32.9
16	33.0	-	34.5	31.6	28.4	-	31.9
17	25.7	32.1	31.1	42.2	34.0	-	32.5
18	31.7	36.0	22.2	37.0	-	-	35.8
19	-	34.8	-	-	-	-	-
20	-	-	-	-	-	-	39.2
21	-	-	-	-	-	-	-
22	-	-	42.9	-	-	-	-
23	-	-	-	-	-	-	-
24	-	-	-	-	-	-	-

10-12	29.7	30.8	27.6	35.3	33.5	32.4	35.0
14-16	33.5	31.9	29.9	33.4	26.3	-	33.5
0-24	33.8	32.4	32.2	35.9	35.9	32.0	34.7

85th %ile (ALL)	34.2
Weekday Inter-Peak	32.9

Lincolnshire ATC 80, Listoft Lane

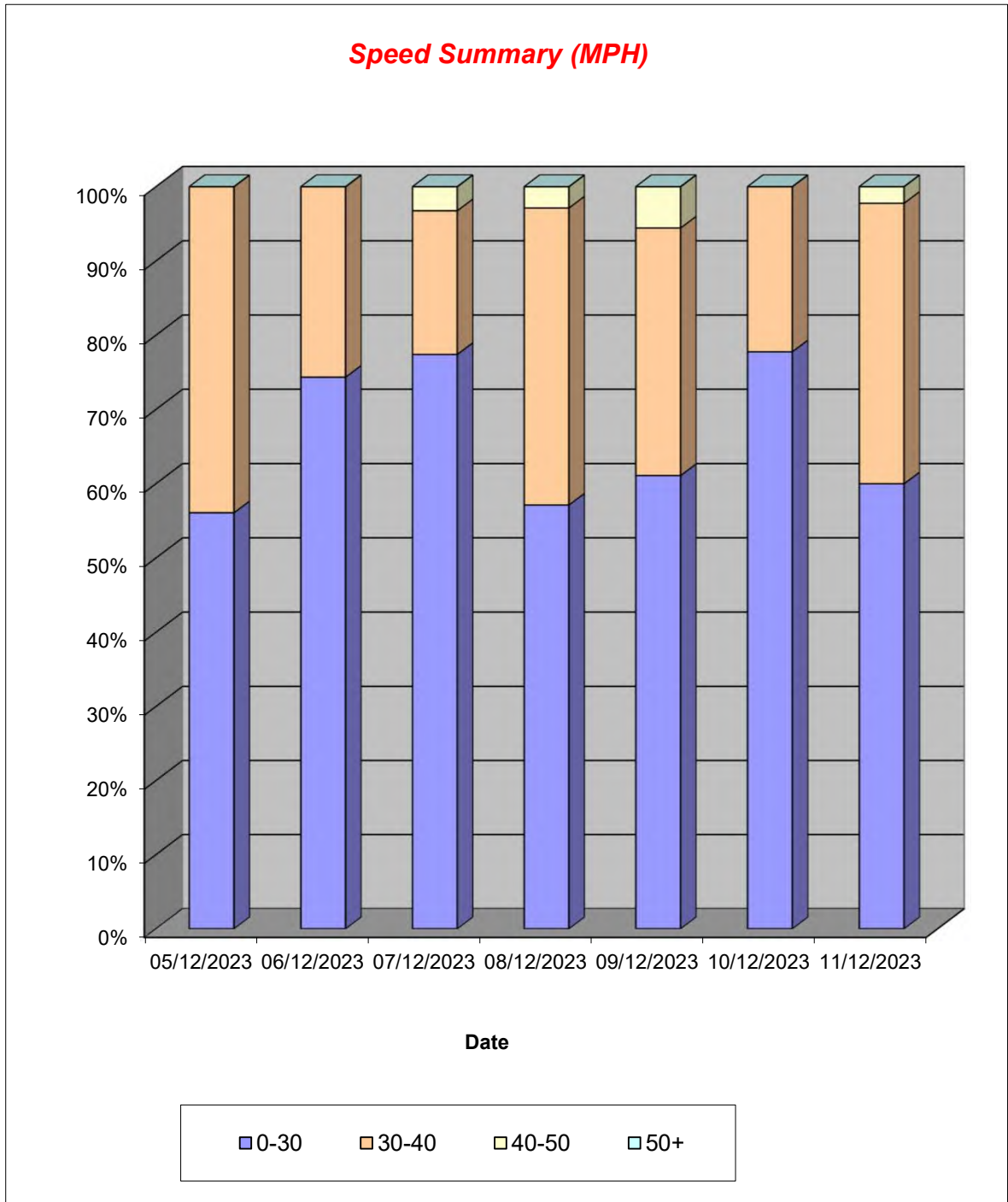
Produced by Road Data Services Ltd.

Channel 1 - Eastbound

Speed Summary

Week 1

Speed (MPH)	05/12/2023 Tuesday	06/12/2023 Wednesday	07/12/2023 Thursday	08/12/2023 Friday	09/12/2023 Saturday	10/12/2023 Sunday	11/12/2023 Monday
0-30	23	29	24	20	11	7	27
30-40	18	10	6	14	6	2	17
40-50	0	0	1	1	1	0	1
50+	0	0	0	0	0	0	0
TOTAL	41	39	31	35	18	9	45



Lincolnshire ATC 80, Listoft Lane

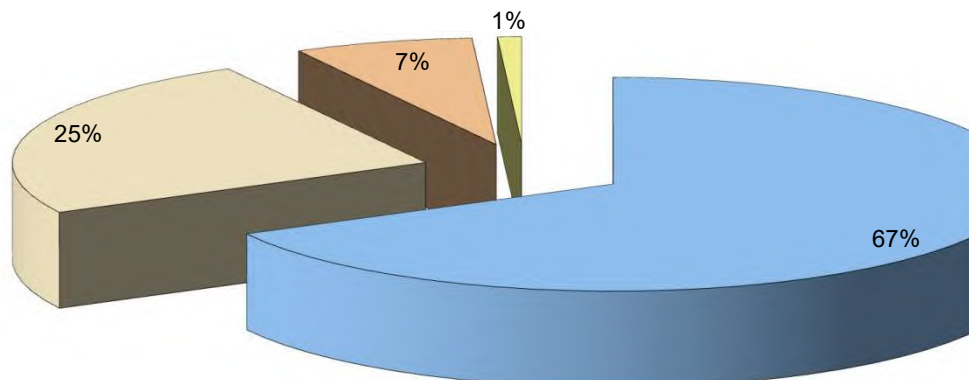
Produced by Road Data Services Ltd.

Channel 1 - Eastbound

Vehicle Class

Classes Day / Time	Car / LGV / Caravan - 1	MGV - 2	OGV1 / Bus - 3,5,6,7,12	OGV2 - 4,8,9,10,11,13
05/12/2023				
7-19	24	7	1	2
6-22	26	7	2	2
6-24	26	7	2	2
0-24	30	7	2	-2
06/12/2023				
7-19	26	7	4	1
6-22	26	7	4	1
6-24	26	8	4	1
0-24	26	8	4	1
07/12/2023				
7-19	17	7	3	0
6-22	20	7	3	1
6-24	20	7	3	1
0-24	20	7	3	1
08/12/2023				
7-19	18	10	1	0
6-22	19	12	2	1
6-24	19	12	2	1
0-24	20	12	2	1
09/12/2023				
7-19	12	3	0	0
6-22	12	4	0	0
6-24	12	4	0	0
0-24	13	5	0	0
10/12/2023				
7-19	6	1	1	0
6-22	6	1	1	0
6-24	6	1	1	0
0-24	6	2	1	0
11/12/2023				
7-19	26	9	2	1
6-22	29	12	3	1
6-24	29	12	3	1
0-24	29	12	3	1
Average				
7-19	18	6	2	1
6-22	20	7	2	1
6-24	20	7	2	1
0-24	21	8	2	0

Total Vehicle Class Distribution



Week 1

TOTAL
- 1-13
34
37
37
37
38
38
39
39
27
31
31
31
29
34
34
35
15
16
16
18
8
8
8
9
38
45
45
45

27
30
30
31



Lincolnshire ATC 80, Listoft Lane

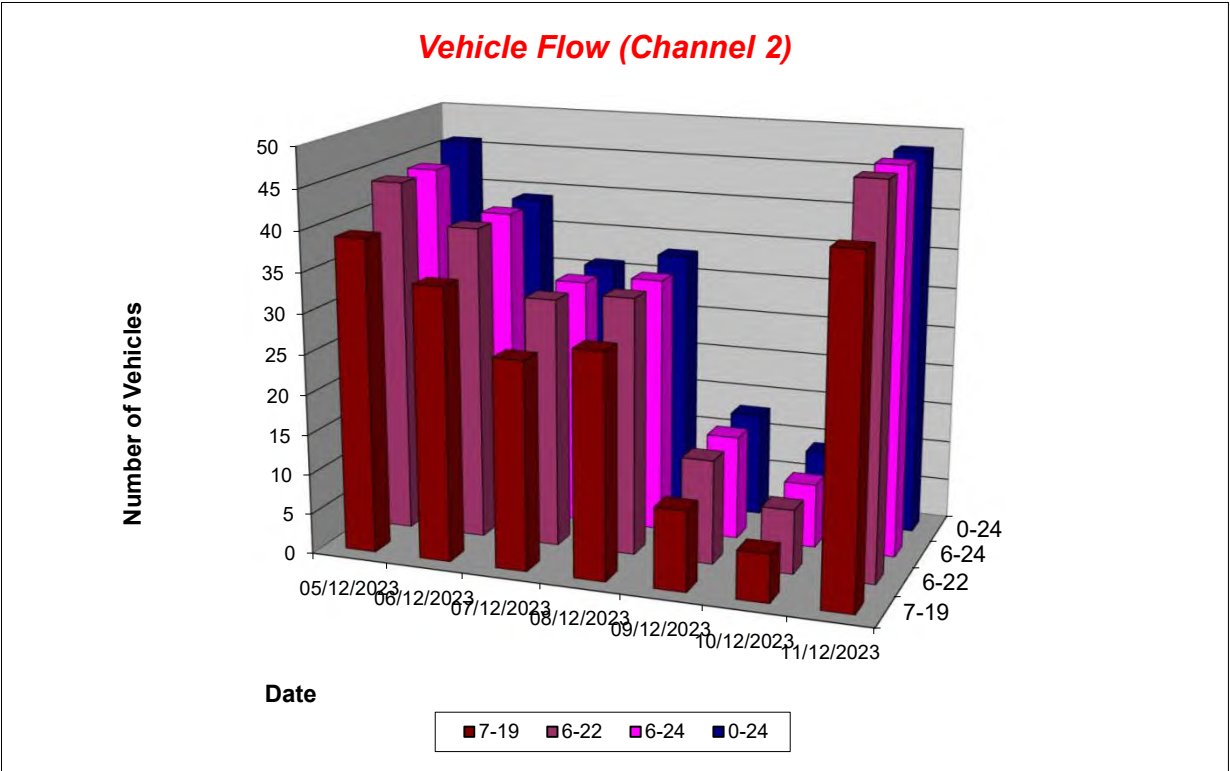
Produced by Road Data Services Ltd.

Channel 2 - Westbound

Vehicle Flow

Week 1

Hr Ending	05/12/2023 Tuesday	06/12/2023 Wednesday	07/12/2023 Thursday	08/12/2023 Friday	09/12/2023 Saturday	10/12/2023 Sunday	11/12/2023 Monday	Weekday Average	Average
1	0	0	0	0	0	0	0	0	0
2	0	0	0	0	0	0	0	0	0
3	0	0	0	0	0	1	0	0	0
4	0	0	0	0	0	0	0	0	0
5	0	0	0	0	0	0	0	0	0
6	2	0	0	1	0	0	0	1	0
7	4	2	2	2	1	0	2	2	2
8	0	3	1	1	0	0	2	1	1
9	8	4	5	3	0	0	4	5	3
10	0	2	1	3	0	0	3	2	1
11	3	2	3	3	2	2	1	2	2
12	4	3	3	1	2	1	4	3	3
13	3	2	4	1	1	0	4	3	2
14	5	0	4	1	2	0	1	2	2
15	1	2	1	2	1	2	9	3	3
16	3	6	1	8	0	1	3	4	3
17	4	6	1	2	1	0	4	3	3
18	5	4	2	3	1	0	4	4	3
19	3	0	0	0	0	0	3	1	1
20	1	2	0	1	0	1	2	1	1
21	0	1	0	1	1	0	2	1	1
22	0	0	3	0	1	1	0	1	1
23	0	0	0	0	0	0	0	0	0
24	0	0	0	0	0	0	0	0	0
7-19	39	34	26	28	10	6	42	34	26
6-22	44	39	31	32	13	8	48	39	31
6-24	44	39	31	32	13	8	48	39	31
0-24	46	39	31	33	13	9	48	39	31



Lincolnshire ATC 80, Listoft Lane

Produced by Road Data Services Ltd.

Channel 2 - Westbound

Average Speed

Week 1

Hr Ending	05/12/2023 Tuesday	06/12/2023 Wednesday	07/12/2023 Thursday	08/12/2023 Friday	09/12/2023 Saturday	10/12/2023 Sunday	11/12/2023 Monday
1	-	-	-	-	-	-	-
2	-	-	-	-	-	-	-
3	-	-	-	-	-	33.6	-
4	-	-	-	-	-	-	-
5	-	-	-	-	-	-	-
6	39.2	-	-	25.3	-	-	-
7	27.6	21.6	34.3	30.0	21.9	-	31.5
8	-	25.4	19.4	23.2	-	-	26.0
9	23.6	21.5	26.2	23.2	-	-	25.8
10	-	19.9	24.9	30.0	-	-	15.8
11	24.0	29.6	22.4	27.3	33.8	25.0	25.5
12	25.4	25.4	24.2	22.1	6.8	15.6	18.8
13	24.6	23.2	21.6	53.8	28.3	-	28.2
14	21.8	-	26.3	30.8	19.2	-	37.7
15	13.4	17.5	28.3	13.4	25.7	20.2	28.2
16	17.5	23.9	21.1	22.5	-	27.9	30.9
17	27.5	22.2	27.0	20.2	20.5	-	24.2
18	27.4	27.7	25.1	33.4	19.7	-	27.5
19	28.4	-	-	-	-	-	18.6
20	20.1	29.8	-	34.7	-	29.3	31.5
21	-	20.9	-	37.7	32.3	-	27.0
22	-	-	28.3	-	26.3	35.4	-
23	-	-	-	-	-	-	-
24	-	-	-	-	-	-	-

10-12	24.8	27.1	23.3	26.0	20.3	21.9	20.1
14-16	16.5	22.3	24.7	20.7	25.7	22.8	28.9
0-24	25.0	23.9	25.4	26.6	22.6	25.8	25.9

Average (ALL)	25.2
Weekday Inter-Peak	23.8

Channel 2 - Westbound

85th Percentile

Hr Ending	05/12/2023 Tuesday	06/12/2023 Wednesday	07/12/2023 Thursday	08/12/2023 Friday	09/12/2023 Saturday	10/12/2023 Sunday	11/12/2023 Monday
1	-	-	-	-	-	-	-
2	-	-	-	-	-	-	-
3	-	-	-	-	-	-	-
4	-	-	-	-	-	-	-
5	-	-	-	-	-	-	-
6	42.8	-	-	-	-	-	-
7	32.5	22.3	38.0	30.1	-	-	35.4
8	-	28.7	-	-	-	-	26.1
9	30.4	26.1	33.1	36.2	-	-	31.3
10	-	23.2	-	33.1	-	-	26.2
11	28.0	29.9	28.8	35.3	34.1	26.8	-
12	35.5	34.9	28.8	-	7.6	-	29.3
13	32.1	40.1	31.9	-	-	-	32.0
14	29.6	-	40.5	-	28.3	-	-
15	-	20.6	-	21.1	-	22.2	35.9
16	18.4	31.3	-	27.6	-	-	40.6
17	32.2	29.7	-	34.7	-	-	28.8
18	38.8	31.5	26.8	36.2	-	-	32.1
19	29.6	-	-	-	-	-	26.1
20	-	30.5	-	-	-	-	34.0
21	-	-	-	-	-	-	31.2
22	-	-	29.5	-	-	-	-
23	-	-	-	-	-	-	-
24	-	-	-	-	-	-	-

10-12	32.9	34.7	28.9	33.3	34.3	26.7	29.9
14-16	18.5	29.5	28.4	27.5	-	26.9	37.2
0-24	33.3	31.3	33.6	36.8	32.1	32.3	34.3

85th %ile (ALL)	33.7
Weekday Inter-Peak	32.0

Lincolnshire ATC 80, Listoft Lane

Produced by Road Data Services Ltd.

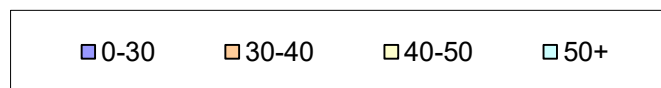
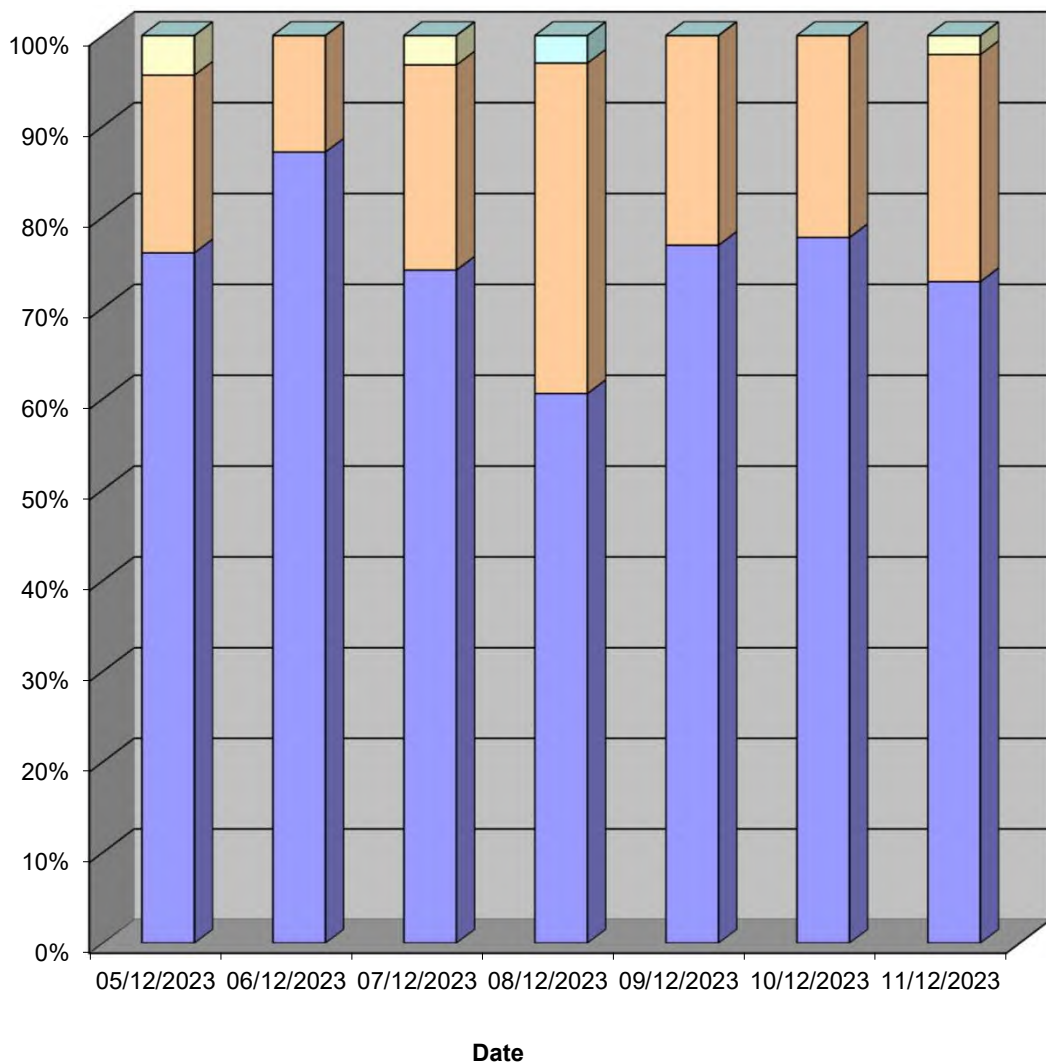
Channel 2 - Westbound

Speed Summary

Week 1

Speed (MPH)	05/12/2023 Tuesday	06/12/2023 Wednesday	07/12/2023 Thursday	08/12/2023 Friday	09/12/2023 Saturday	10/12/2023 Sunday	11/12/2023 Monday
0-30	35	34	23	20	10	7	35
30-40	9	5	7	12	3	2	12
40-50	2	0	1	0	0	0	1
50+	0	0	0	1	0	0	0
TOTAL	46	39	31	33	13	9	48

Speed Summary (MPH)



Lincolnshire ATC 80, Listoft Lane

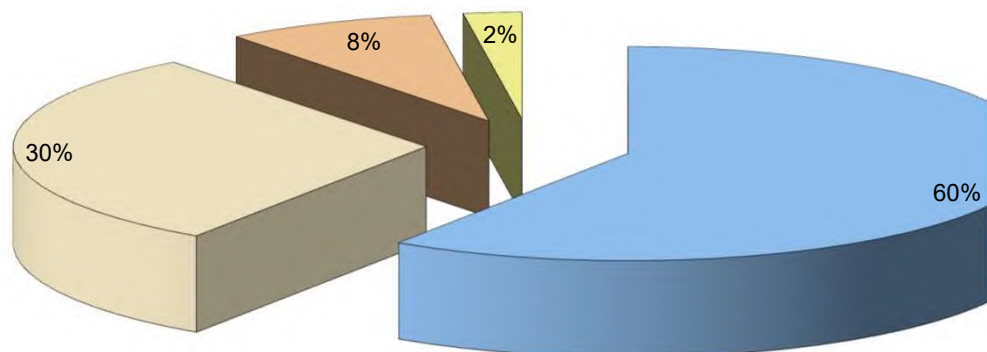
Produced by Road Data Services Ltd.

Channel 2 - Westbound

Vehicle Class

Classes Day / Time	Car / LGV / Caravan - 1	MGV - 2	OGV1 / Bus - 3,5,6,7,12	OGV2 - 4,8,9,10,11,13
05/12/2023				
7-19	23	10	4	2
6-22	23	14	5	2
6-24	23	14	5	2
0-24	25	14	5	2
06/12/2023				
7-19	24	8	1	1
6-22	27	9	2	1
6-24	27	9	2	1
0-24	27	9	2	1
07/12/2023				
7-19	13	8	4	1
6-22	17	9	4	1
6-24	17	9	4	1
0-24	17	9	4	1
08/12/2023				
7-19	18	8	2	0
6-22	22	8	2	0
6-24	22	8	2	0
0-24	23	8	2	0
09/12/2023				
7-19	6	4	0	0
6-22	7	6	0	0
6-24	7	6	0	0
0-24	7	6	0	0
10/12/2023				
7-19	3	2	1	0
6-22	3	4	1	0
6-24	3	4	1	0
0-24	3	5	1	0
11/12/2023				
7-19	25	14	2	1
6-22	28	15	4	1
6-24	28	15	4	1
0-24	28	15	4	1
Average				
7-19	16	8	2	1
6-22	18	9	3	1
6-24	18	9	3	1
0-24	19	9	3	1

Total Vehicle Class Distribution



Week 1

TOTAL - 1-13
39
44
44
46
34
39
39
39
26
31
31
31
28
32
32
33
10
13
13
13
6
8
8
9
42
48
48
48

26
31
31
31



Lincolnshire ATC 81, Collison Gate

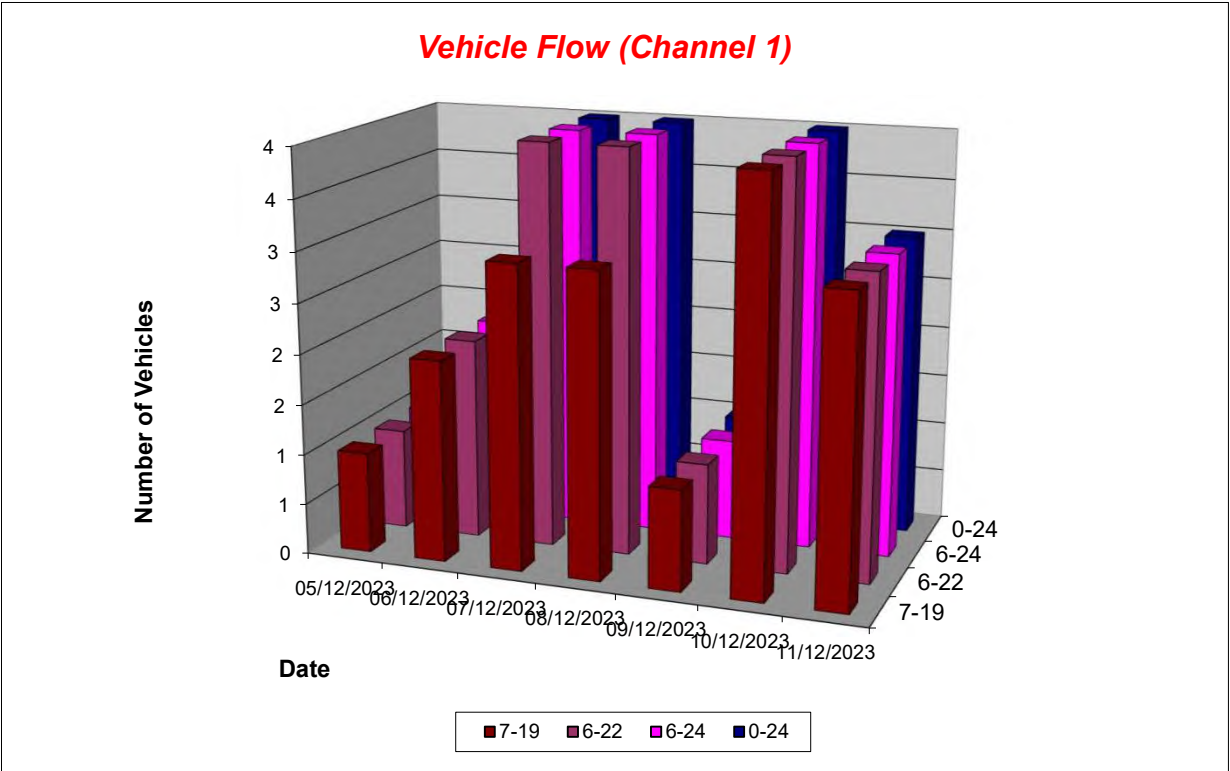
Produced by Road Data Services Ltd.

Channel 1 - Eastbound

Vehicle Flow

Week 1

Hr Ending	05/12/2023 Tuesday	06/12/2023 Wednesday	07/12/2023 Thursday	08/12/2023 Friday	09/12/2023 Saturday	10/12/2023 Sunday	11/12/2023 Monday	Weekday Average	Average
1	0	0	0	0	0	0	0	0	0
2	0	0	0	0	0	0	0	0	0
3	0	0	0	0	0	0	0	0	0
4	0	0	0	0	0	0	0	0	0
5	0	0	0	0	0	0	0	0	0
6	0	0	0	0	0	0	0	0	0
7	0	0	0	0	0	0	0	0	0
8	0	0	1	0	0	0	0	0	0
9	0	0	0	0	0	0	0	0	0
10	0	0	0	0	0	0	1	0	0
11	0	0	0	1	0	0	0	0	0
12	0	1	0	0	0	0	0	0	0
13	0	0	0	1	0	3	0	0	1
14	0	0	1	0	0	0	0	0	0
15	0	0	0	1	0	1	1	0	0
16	1	1	0	0	0	0	0	0	0
17	0	0	1	0	0	0	0	0	0
18	0	0	0	0	1	0	1	0	0
19	0	0	0	0	0	0	0	0	0
20	0	0	0	1	0	0	0	0	0
21	0	0	1	0	0	0	0	0	0
22	0	0	0	0	0	0	0	0	0
23	0	0	0	0	0	0	0	0	0
24	0	0	0	0	0	0	0	0	0
7-19	1	2	3	3	1	4	3	2	2
6-22	1	2	4	4	1	4	3	3	3
6-24	1	2	4	4	1	4	3	3	3
0-24	1	2	4	4	1	4	3	3	3



Lincolnshire ATC 81, Collison Gate

Produced by Road Data Services Ltd.

Channel 1 - Eastbound

Average Speed

Week 1

Hr Ending	05/12/2023 Tuesday	06/12/2023 Wednesday	07/12/2023 Thursday	08/12/2023 Friday	09/12/2023 Saturday	10/12/2023 Sunday	11/12/2023 Monday
1	-	-	-	-	-	-	-
2	-	-	-	-	-	-	-
3	-	-	-	-	-	-	-
4	-	-	-	-	-	-	-
5	-	-	-	-	-	-	-
6	-	-	-	-	-	-	-
7	-	-	-	-	-	-	-
8	-	-	29.2	-	-	-	-
9	-	-	-	-	-	-	-
10	-	-	-	-	-	-	26.0
11	-	-	-	33.8	-	-	-
12	-	27.2	-	-	-	-	-
13	-	-	-	26.3	-	14.8	-
14	-	-	34.6	-	-	-	-
15	-	-	-	23.9	-	27.4	34.4
16	27.5	25.7	-	-	-	-	-
17	-	-	40.4	-	-	-	-
18	-	-	-	-	16.0	-	33.2
19	-	-	-	-	-	-	-
20	-	-	-	17.3	-	-	-
21	-	-	21.8	-	-	-	-
22	-	-	-	-	-	-	-
23	-	-	-	-	-	-	-
24	-	-	-	-	-	-	-

10-12	-	27.2	-	33.8	-	-	-
14-16	27.5	25.7	-	23.9	-	27.4	34.4
0-24	27.5	26.5	31.5	25.3	16.0	18.0	31.2

Average (ALL)	25.7
Weekday Inter-Peak	28.8

Channel 1 - Eastbound

85th Percentile

Hr Ending	05/12/2023 Tuesday	06/12/2023 Wednesday	07/12/2023 Thursday	08/12/2023 Friday	09/12/2023 Saturday	10/12/2023 Sunday	11/12/2023 Monday
1	-	-	-	-	-	-	-
2	-	-	-	-	-	-	-
3	-	-	-	-	-	-	-
4	-	-	-	-	-	-	-
5	-	-	-	-	-	-	-
6	-	-	-	-	-	-	-
7	-	-	-	-	-	-	-
8	-	-	-	-	-	-	-
9	-	-	-	-	-	-	-
10	-	-	-	-	-	-	-
11	-	-	-	-	-	-	-
12	-	-	-	-	-	-	-
13	-	-	-	-	-	21.0	-
14	-	-	-	-	-	-	-
15	-	-	-	-	-	-	-
16	-	-	-	-	-	-	-
17	-	-	-	-	-	-	-
18	-	-	-	-	-	-	-
19	-	-	-	-	-	-	-
20	-	-	-	-	-	-	-
21	-	-	-	-	-	-	-
22	-	-	-	-	-	-	-
23	-	-	-	-	-	-	-
24	-	-	-	-	-	-	-

10-12	-	-	-	-	-	-	-
14-16	-	-	-	-	-	-	-
0-24	-	27.3	38.6	31.4	-	25.8	35.0

85th %ile (ALL)	33.8
Weekday Inter-Peak	32.9

Lincolnshire ATC 81, Collison Gate

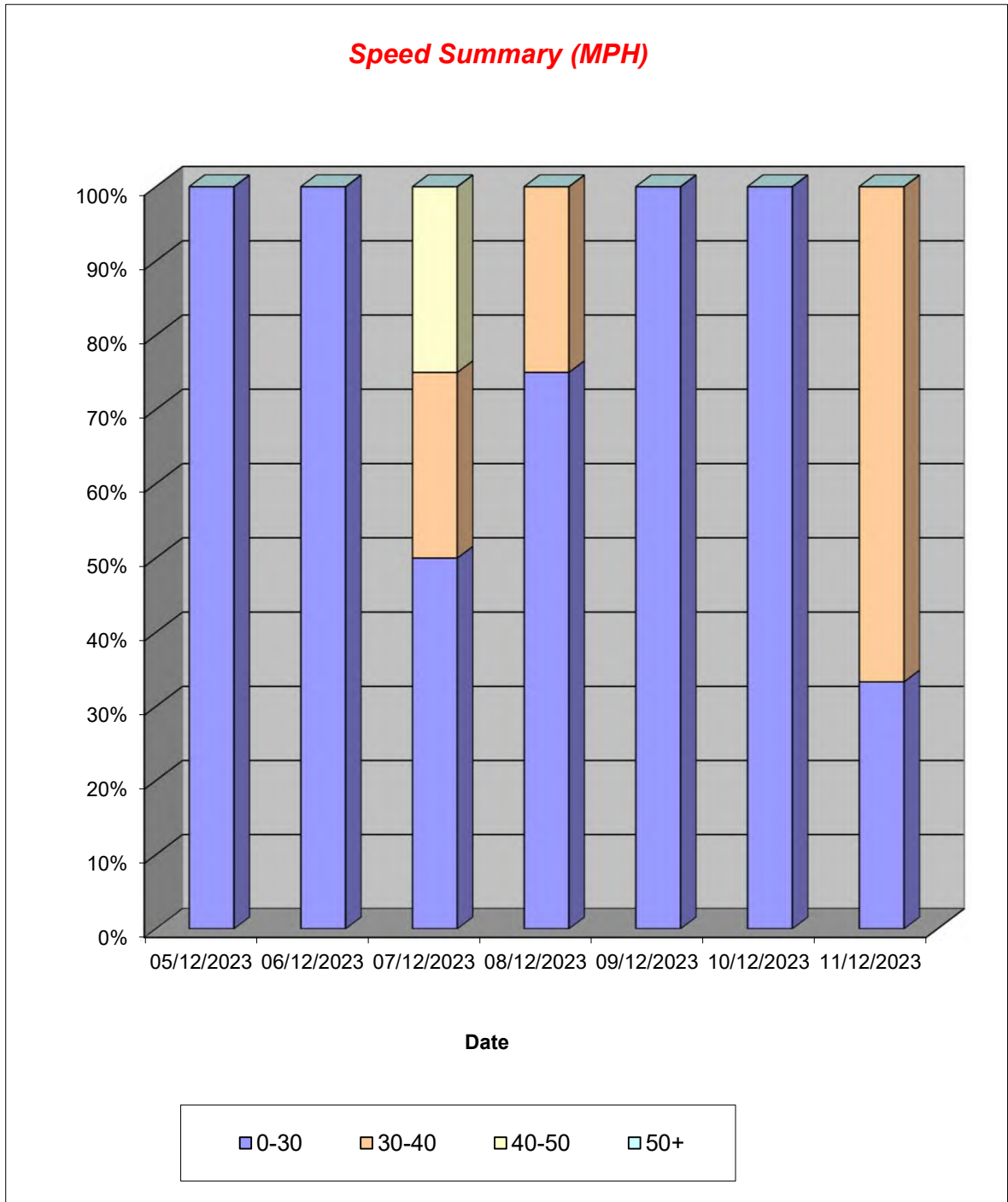
Produced by Road Data Services Ltd.

Channel 1 - Eastbound

Speed Summary

Week 1

Speed (MPH)	05/12/2023 Tuesday	06/12/2023 Wednesday	07/12/2023 Thursday	08/12/2023 Friday	09/12/2023 Saturday	10/12/2023 Sunday	11/12/2023 Monday
0-30	1	2	2	3	1	4	1
30-40	0	0	1	1	0	0	2
40-50	0	0	1	0	0	0	0
50+	0	0	0	0	0	0	0
TOTAL	1	2	4	4	1	4	3



Lincolnshire ATC 81, Collison Gate

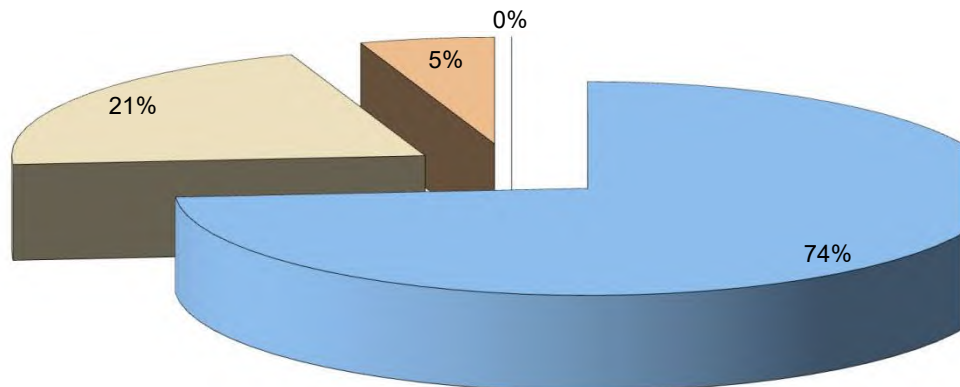
Produced by Road Data Services Ltd.

Channel 1 - Eastbound

Vehicle Class

Classes Day / Time	Car / LGV / Caravan - 1	MGV - 2	OGV1 / Bus - 3,5,6,7,12	OGV2 - 4,8,9,10,11,13
05/12/2023				
7-19	1	0	0	0
6-22	1	0	0	0
6-24	1	0	0	0
0-24	1	0	0	0
06/12/2023				
7-19	2	0	0	0
6-22	2	0	0	0
6-24	2	0	0	0
0-24	2	0	0	0
07/12/2023				
7-19	2	0	1	0
6-22	3	0	1	0
6-24	3	0	1	0
0-24	3	0	1	0
08/12/2023				
7-19	1	2	0	0
6-22	2	2	0	0
6-24	2	2	0	0
0-24	2	2	0	0
09/12/2023				
7-19	1	0	0	0
6-22	1	0	0	0
6-24	1	0	0	0
0-24	1	0	0	0
10/12/2023				
7-19	3	1	0	0
6-22	3	1	0	0
6-24	3	1	0	0
0-24	3	1	0	0
11/12/2023				
7-19	2	1	0	0
6-22	2	1	0	0
6-24	2	1	0	0
0-24	2	1	0	0
Average				
7-19	2	1	0	0
6-22	2	1	0	0
6-24	2	1	0	0
0-24	2	1	0	0

Total Vehicle Class Distribution



Week 1

TOTAL
- 1-13
1
1
1
1
2
2
2
2
3
4
4
4
3
4
4
4
1
1
1
1
4
4
4
4
3
3
3
3

2
3
3
3



Lincolnshire ATC 81, Collison Gate

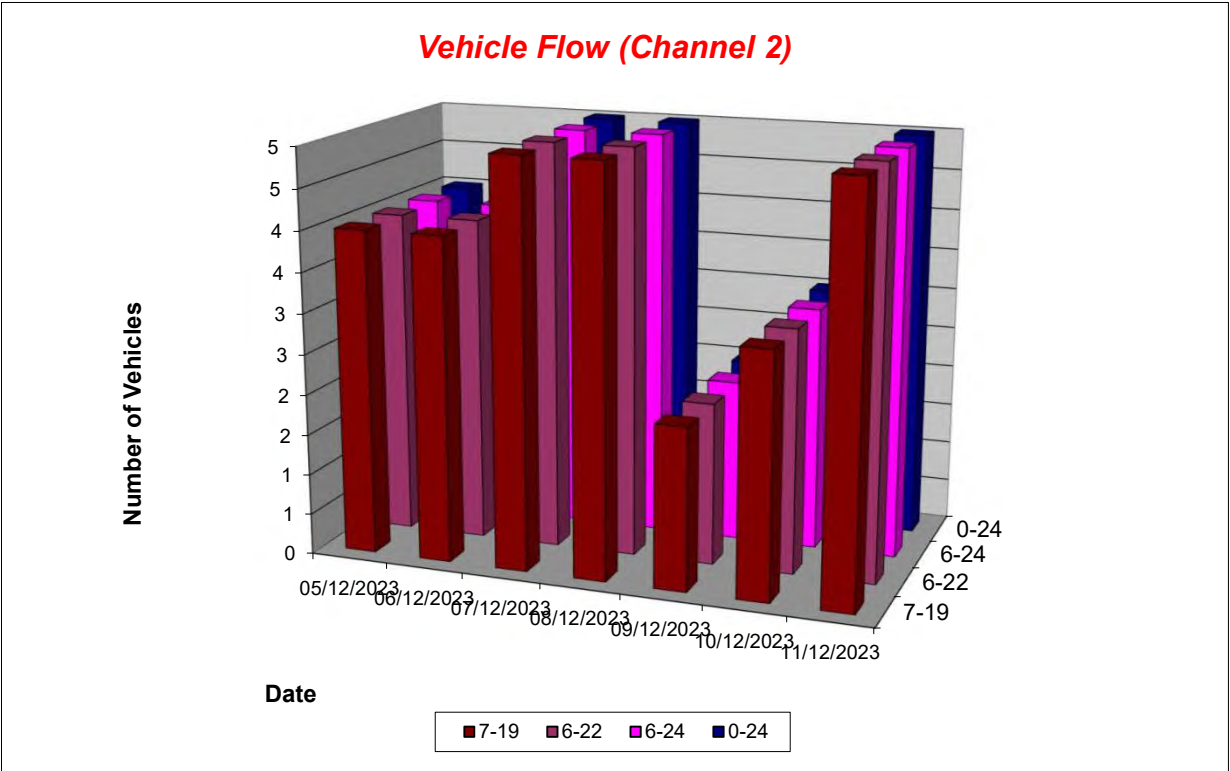
Produced by Road Data Services Ltd.

Channel 2 - Westbound

Vehicle Flow

Week 1

Hr Ending	05/12/2023 Tuesday	06/12/2023 Wednesday	07/12/2023 Thursday	08/12/2023 Friday	09/12/2023 Saturday	10/12/2023 Sunday	11/12/2023 Monday	Weekday Average	Average
1	0	0	0	0	0	0	0	0	0
2	0	0	0	0	0	0	0	0	0
3	0	0	0	0	0	0	0	0	0
4	0	0	0	0	0	0	0	0	0
5	0	0	0	0	0	0	0	0	0
6	0	0	0	0	0	0	0	0	0
7	0	0	0	0	0	0	0	0	0
8	0	0	0	0	0	0	0	0	0
9	0	0	1	0	0	0	0	0	0
10	1	0	0	0	0	0	0	0	0
11	0	0	2	0	0	0	0	0	0
12	1	1	0	0	0	0	1	1	0
13	1	1	1	2	0	0	1	1	1
14	1	0	0	1	0	2	1	1	1
15	0	2	1	2	2	0	0	1	1
16	0	0	0	0	0	1	1	0	0
17	0	0	0	0	0	0	1	0	0
18	0	0	0	0	0	0	0	0	0
19	0	0	0	0	0	0	0	0	0
20	0	0	0	0	0	0	0	0	0
21	0	0	0	0	0	0	0	0	0
22	0	0	0	0	0	0	0	0	0
23	0	0	0	0	0	0	0	0	0
24	0	0	0	0	0	0	0	0	0
7-19	4	4	5	5	2	3	5	5	4
6-22	4	4	5	5	2	3	5	5	4
6-24	4	4	5	5	2	3	5	5	4
0-24	4	4	5	5	2	3	5	5	4



Lincolnshire ATC 81, Collison Gate

Produced by Road Data Services Ltd.

Channel 2 - Westbound

Average Speed

Week 1

Hr Ending	05/12/2023 Tuesday	06/12/2023 Wednesday	07/12/2023 Thursday	08/12/2023 Friday	09/12/2023 Saturday	10/12/2023 Sunday	11/12/2023 Monday
1	-	-	-	-	-	-	-
2	-	-	-	-	-	-	-
3	-	-	-	-	-	-	-
4	-	-	-	-	-	-	-
5	-	-	-	-	-	-	-
6	-	-	-	-	-	-	-
7	-	-	-	-	-	-	-
8	-	-	-	-	-	-	-
9	-	-	39.2	-	-	-	-
10	31.0	-	-	-	-	-	-
11	-	-	35.2	-	-	-	-
12	12.2	27.7	-	-	-	-	10.3
13	25.2	17.1	19.1	34.2	-	-	6.3
14	31.4	-	-	8.7	-	20.2	29.8
15	-	20.6	24.2	16.5	17.4	-	-
16	-	-	-	-	-	20.9	21.6
17	-	-	-	-	-	-	29.0
18	-	-	-	-	-	-	-
19	-	-	-	-	-	-	-
20	-	-	-	-	-	-	-
21	-	-	-	-	-	-	-
22	-	-	-	-	-	-	-
23	-	-	-	-	-	-	-
24	-	-	-	-	-	-	-

10-12	12.2	27.7	35.2	-	-	-	10.3
14-16	-	20.6	24.2	16.5	17.4	20.9	21.6
0-24	25.0	21.5	30.6	22.0	17.4	20.5	19.4

Average (ALL)	22.9
Weekday Inter-Peak	21.9

Channel 2 - Westbound

85th Percentile

Hr Ending	05/12/2023 Tuesday	06/12/2023 Wednesday	07/12/2023 Thursday	08/12/2023 Friday	09/12/2023 Saturday	10/12/2023 Sunday	11/12/2023 Monday
1	-	-	-	-	-	-	-
2	-	-	-	-	-	-	-
3	-	-	-	-	-	-	-
4	-	-	-	-	-	-	-
5	-	-	-	-	-	-	-
6	-	-	-	-	-	-	-
7	-	-	-	-	-	-	-
8	-	-	-	-	-	-	-
9	-	-	-	-	-	-	-
10	-	-	-	-	-	-	-
11	-	-	35.8	-	-	-	-
12	-	-	-	-	-	-	-
13	-	-	-	47.2	-	-	-
14	-	-	-	-	-	25.5	-
15	-	29.3	-	19.8	22.7	-	-
16	-	-	-	-	-	-	-
17	-	-	-	-	-	-	-
18	-	-	-	-	-	-	-
19	-	-	-	-	-	-	-
20	-	-	-	-	-	-	-
21	-	-	-	-	-	-	-
22	-	-	-	-	-	-	-
23	-	-	-	-	-	-	-
24	-	-	-	-	-	-	-

10-12	-	-	35.8	-	-	-	-
14-16	-	29.3	-	19.8	22.7	-	-
0-24	33.0	28.8	38.5	35.6	22.7	24.9	29.3

85th %ile (ALL)	32.9
Weekday Inter-Peak	31.0

Lincolnshire ATC 81, Collison Gate

Produced by Road Data Services Ltd.

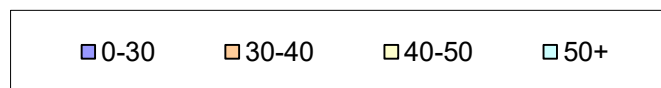
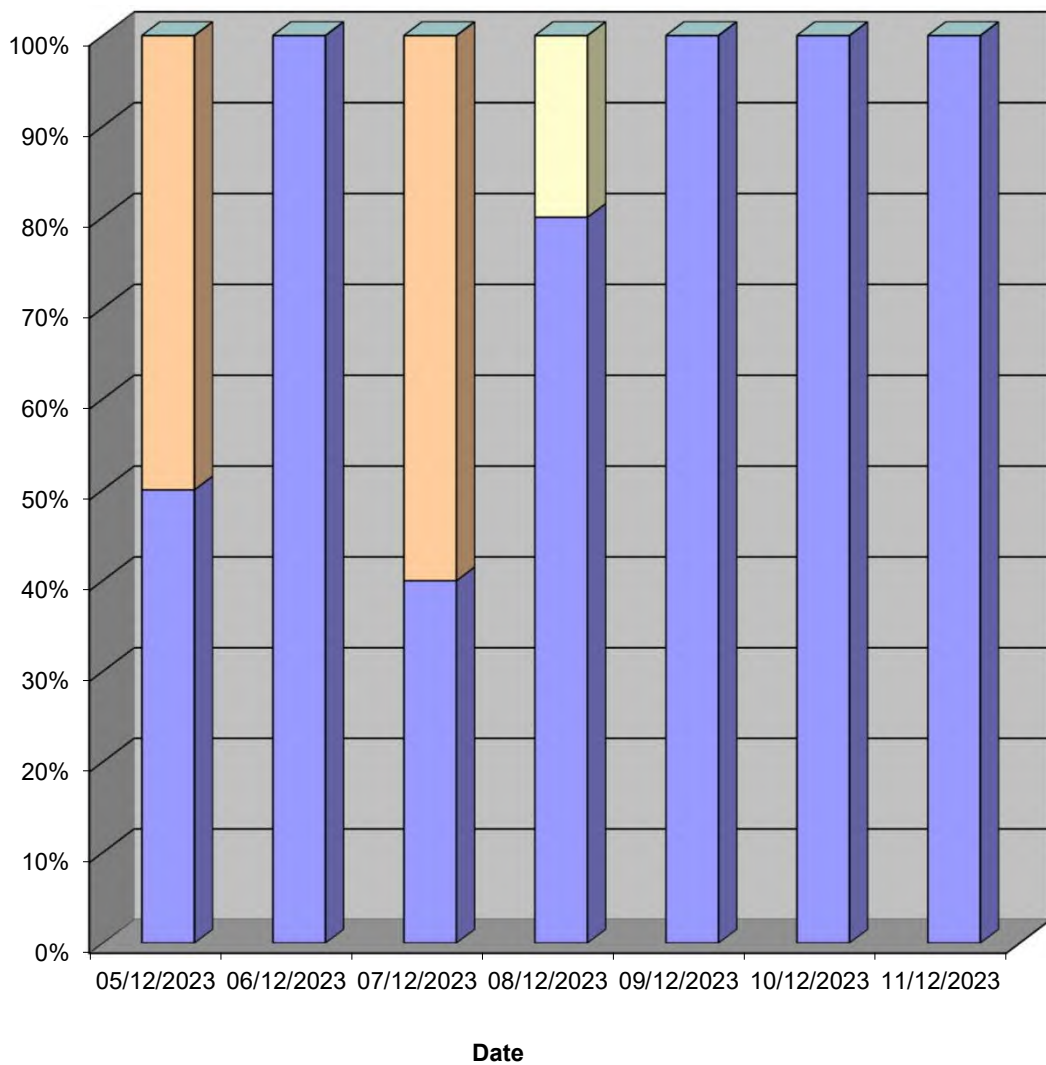
Channel 2 - Westbound

Speed Summary

Week 1

Speed (MPH)	05/12/2023 Tuesday	06/12/2023 Wednesday	07/12/2023 Thursday	08/12/2023 Friday	09/12/2023 Saturday	10/12/2023 Sunday	11/12/2023 Monday
0-30	2	4	2	4	2	3	5
30-40	2	0	3	0	0	0	0
40-50	0	0	0	1	0	0	0
50+	0	0	0	0	0	0	0
TOTAL	4	4	5	5	2	3	5

Speed Summary (MPH)



Lincolnshire ATC 81, Collison Gate

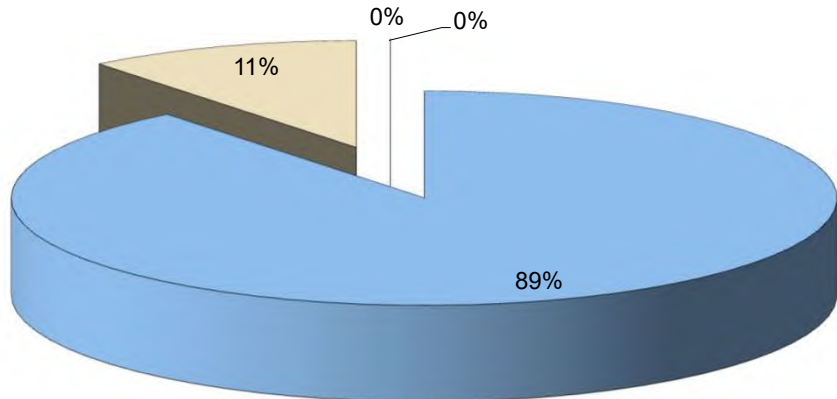
Produced by Road Data Services Ltd.

Channel 2 - Westbound

Vehicle Class

Classes Day / Time	Car / LGV / Caravan - 1	MGV - 2	OGV1 / Bus - 3,5,6,7,12	OGV2 - 4,8,9,10,11,13
05/12/2023				
7-19	4	0	0	0
6-22	4	0	0	0
6-24	4	0	0	0
0-24	4	0	0	0
06/12/2023				
7-19	4	0	0	0
6-22	4	0	0	0
6-24	4	0	0	0
0-24	4	0	0	0
07/12/2023				
7-19	4	1	0	0
6-22	4	1	0	0
6-24	4	1	0	0
0-24	4	1	0	0
08/12/2023				
7-19	4	1	0	0
6-22	4	1	0	0
6-24	4	1	0	0
0-24	4	1	0	0
09/12/2023				
7-19	2	0	0	0
6-22	2	0	0	0
6-24	2	0	0	0
0-24	2	0	0	0
10/12/2023				
7-19	2	1	0	0
6-22	2	1	0	0
6-24	2	1	0	0
0-24	2	1	0	0
11/12/2023				
7-19	5	0	0	0
6-22	5	0	0	0
6-24	5	0	0	0
0-24	5	0	0	0
Average				
7-19	4	0	0	0
6-22	4	0	0	0
6-24	4	0	0	0
0-24	4	0	0	0

Total Vehicle Class Distribution



Lincolnshire ATC 82, Pinfold Lane

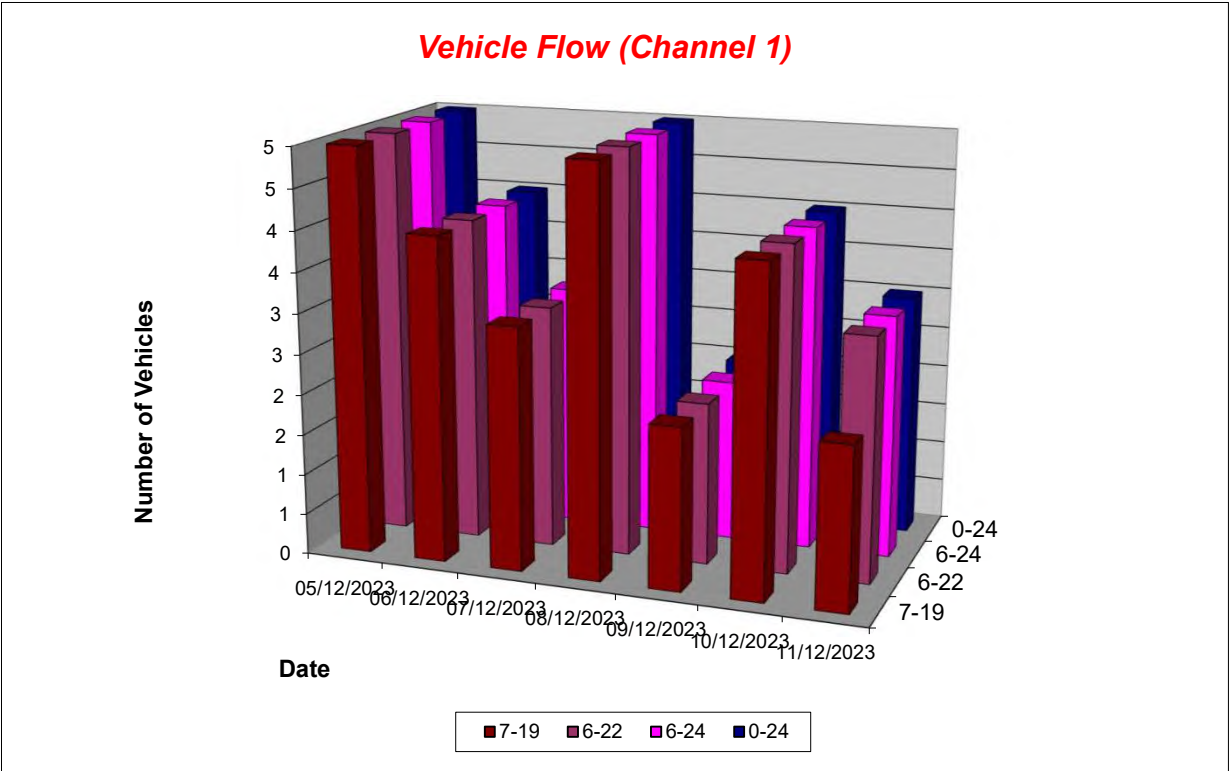
Produced by Road Data Services Ltd.

Channel 1 - Northbound

Vehicle Flow

Week 1

Hr Ending	05/12/2023 Tuesday	06/12/2023 Wednesday	07/12/2023 Thursday	08/12/2023 Friday	09/12/2023 Saturday	10/12/2023 Sunday	11/12/2023 Monday	Weekday Average	Average
1	0	0	0	0	0	0	0	0	0
2	0	0	0	0	0	0	0	0	0
3	0	0	0	0	0	0	0	0	0
4	0	0	0	0	0	0	0	0	0
5	0	0	0	0	0	0	0	0	0
6	0	0	0	0	0	0	0	0	0
7	0	0	0	0	0	0	0	0	0
8	0	0	0	2	0	1	0	0	0
9	0	1	0	0	0	0	0	0	0
10	1	0	0	0	0	0	0	0	0
11	0	0	0	1	0	1	0	0	0
12	0	1	0	0	1	0	0	0	0
13	3	0	2	1	0	1	1	1	1
14	1	1	0	0	0	0	0	0	0
15	0	0	1	0	0	1	0	0	0
16	0	0	0	1	1	0	0	0	0
17	0	0	0	0	0	0	1	0	0
18	0	1	0	0	0	0	0	0	0
19	0	0	0	0	0	0	0	0	0
20	0	0	0	0	0	0	0	0	0
21	0	0	0	0	0	0	0	0	0
22	0	0	0	0	0	0	1	0	0
23	0	0	0	0	0	0	0	0	0
24	0	0	0	0	0	0	0	0	0
7-19	5	4	3	5	2	4	2	4	4
6-22	5	4	3	5	2	4	3	4	4
6-24	5	4	3	5	2	4	3	4	4
0-24	5	4	3	5	2	4	3	4	4



Lincolnshire ATC 82, Pinfold Lane

Produced by Road Data Services Ltd.

Channel 1 - Northbound

Average Speed

Week 1

Hr Ending	05/12/2023 Tuesday	06/12/2023 Wednesday	07/12/2023 Thursday	08/12/2023 Friday	09/12/2023 Saturday	10/12/2023 Sunday	11/12/2023 Monday
1	-	-	-	-	-	-	-
2	-	-	-	-	-	-	-
3	-	-	-	-	-	-	-
4	-	-	-	-	-	-	-
5	-	-	-	-	-	-	-
6	-	-	-	-	-	-	-
7	-	-	-	-	-	-	-
8	-	-	-	12.7	-	14.4	-
9	-	12.7	-	-	-	-	-
10	12.4	-	-	-	-	-	-
11	-	-	-	12.0	-	10.6	-
12	-	14.6	-	-	13.9	-	-
13	7.8	-	12.1	12.0	-	12.7	9.4
14	12.8	13.4	-	-	-	-	-
15	-	-	12.7	-	-	6.0	-
16	-	-	-	11.6	5.4	-	-
17	-	-	-	-	-	-	13.0
18	-	14.5	-	-	-	-	-
19	-	-	-	-	-	-	-
20	-	-	-	-	-	-	-
21	-	-	-	-	-	-	-
22	-	-	-	-	-	-	14.8
23	-	-	-	-	-	-	-
24	-	-	-	-	-	-	-

10-12	-	14.6	-	12.0	13.9	10.6	-
14-16	-	-	12.7	11.6	5.4	6.0	-
0-24	9.7	13.8	12.3	12.2	9.6	10.9	12.4

Average (ALL)	11.6
Weekday Inter-Peak	12.7

Channel 1 - Northbound

85th Percentile

Hr Ending	05/12/2023 Tuesday	06/12/2023 Wednesday	07/12/2023 Thursday	08/12/2023 Friday	09/12/2023 Saturday	10/12/2023 Sunday	11/12/2023 Monday
1	-	-	-	-	-	-	-
2	-	-	-	-	-	-	-
3	-	-	-	-	-	-	-
4	-	-	-	-	-	-	-
5	-	-	-	-	-	-	-
6	-	-	-	-	-	-	-
7	-	-	-	-	-	-	-
8	-	-	-	15.0	-	-	-
9	-	-	-	-	-	-	-
10	-	-	-	-	-	-	-
11	-	-	-	-	-	-	-
12	-	-	-	-	-	-	-
13	8.3	-	12.9	-	-	-	-
14	-	-	-	-	-	-	-
15	-	-	-	-	-	-	-
16	-	-	-	-	-	-	-
17	-	-	-	-	-	-	-
18	-	-	-	-	-	-	-
19	-	-	-	-	-	-	-
20	-	-	-	-	-	-	-
21	-	-	-	-	-	-	-
22	-	-	-	-	-	-	-
23	-	-	-	-	-	-	-
24	-	-	-	-	-	-	-

10-12	-	-	-	-	-	-	-
14-16	-	-	-	-	-	-	-
0-24	12.2	14.6	13.0	13.7	14.0	14.2	14.7

85th %ile (ALL)	14.4
Weekday Inter-Peak	13.9

Lincolnshire ATC 82, Pinfold Lane

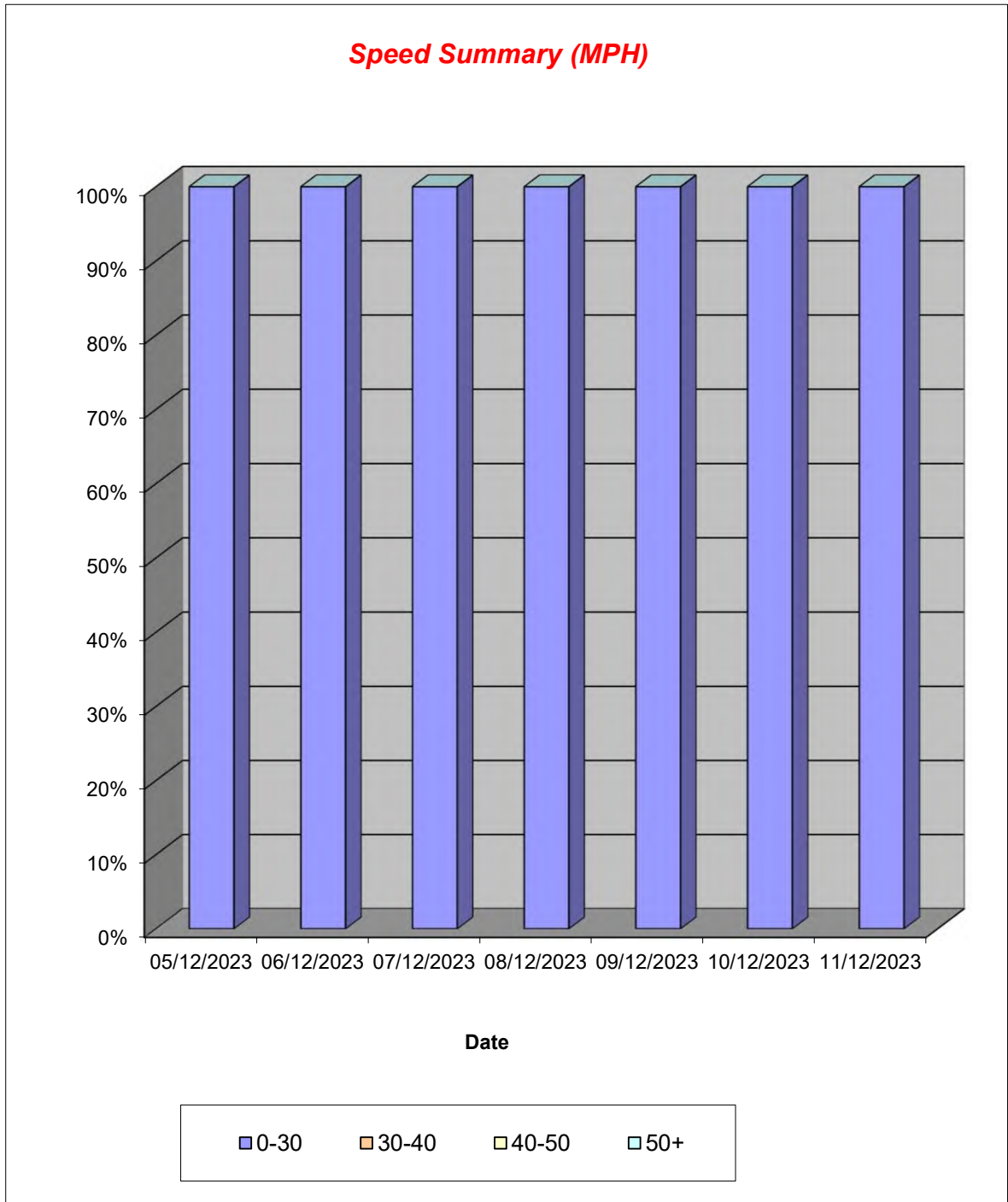
Produced by Road Data Services Ltd.

Channel 1 - Northbound

Speed Summary

Week 1

Speed (MPH)	05/12/2023 Tuesday	06/12/2023 Wednesday	07/12/2023 Thursday	08/12/2023 Friday	09/12/2023 Saturday	10/12/2023 Sunday	11/12/2023 Monday
0-30	5	4	3	5	2	4	3
30-40	0	0	0	0	0	0	0
40-50	0	0	0	0	0	0	0
50+	0	0	0	0	0	0	0
TOTAL	5	4	3	5	2	4	3



Lincolnshire ATC 82, Pinfold Lane

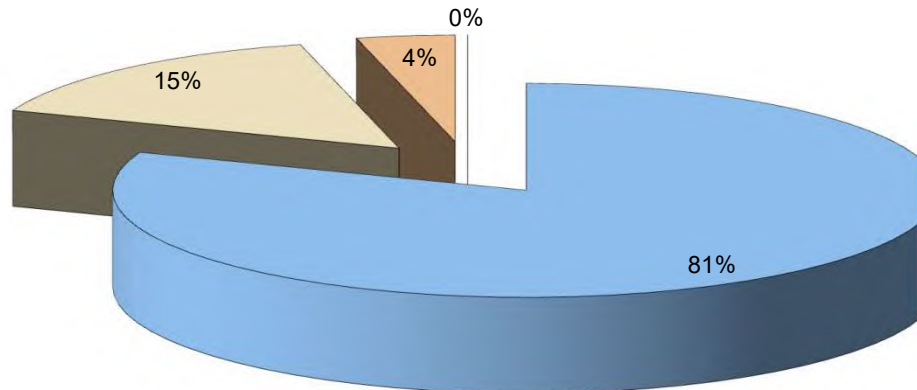
Produced by Road Data Services Ltd.

Channel 1 - Northbound

Vehicle Class

Classes Day / Time	Car / LGV / Caravan - 1	MGV - 2	OGV1 / Bus - 3,5,6,7,12	OGV2 - 4,8,9,10,11,13
05/12/2023				
7-19	4	0	1	0
6-22	4	0	1	0
6-24	4	0	1	0
0-24	4	0	1	0
06/12/2023				
7-19	3	1	0	0
6-22	3	1	0	0
6-24	3	1	0	0
0-24	3	1	0	0
07/12/2023				
7-19	3	0	0	0
6-22	3	0	0	0
6-24	3	0	0	0
0-24	3	0	0	0
08/12/2023				
7-19	5	0	0	0
6-22	5	0	0	0
6-24	5	0	0	0
0-24	5	0	0	0
09/12/2023				
7-19	1	1	0	0
6-22	1	1	0	0
6-24	1	1	0	0
0-24	1	1	0	0
10/12/2023				
7-19	3	1	0	0
6-22	3	1	0	0
6-24	3	1	0	0
0-24	3	1	0	0
11/12/2023				
7-19	2	0	0	0
6-22	2	1	0	0
6-24	2	1	0	0
0-24	2	1	0	0
Average				
7-19	3	0	0	0
6-22	3	1	0	0
6-24	3	1	0	0
0-24	3	1	0	0

Total Vehicle Class Distribution



Week 1

TOTAL
- 1-13
5
5
5
5
4
4
4
4
3
3
3
3
5
5
5
5
2
2
2
2
4
4
4
4
2
3
3
3

4
4
4
4



Lincolnshire ATC 82, Pinfold Lane

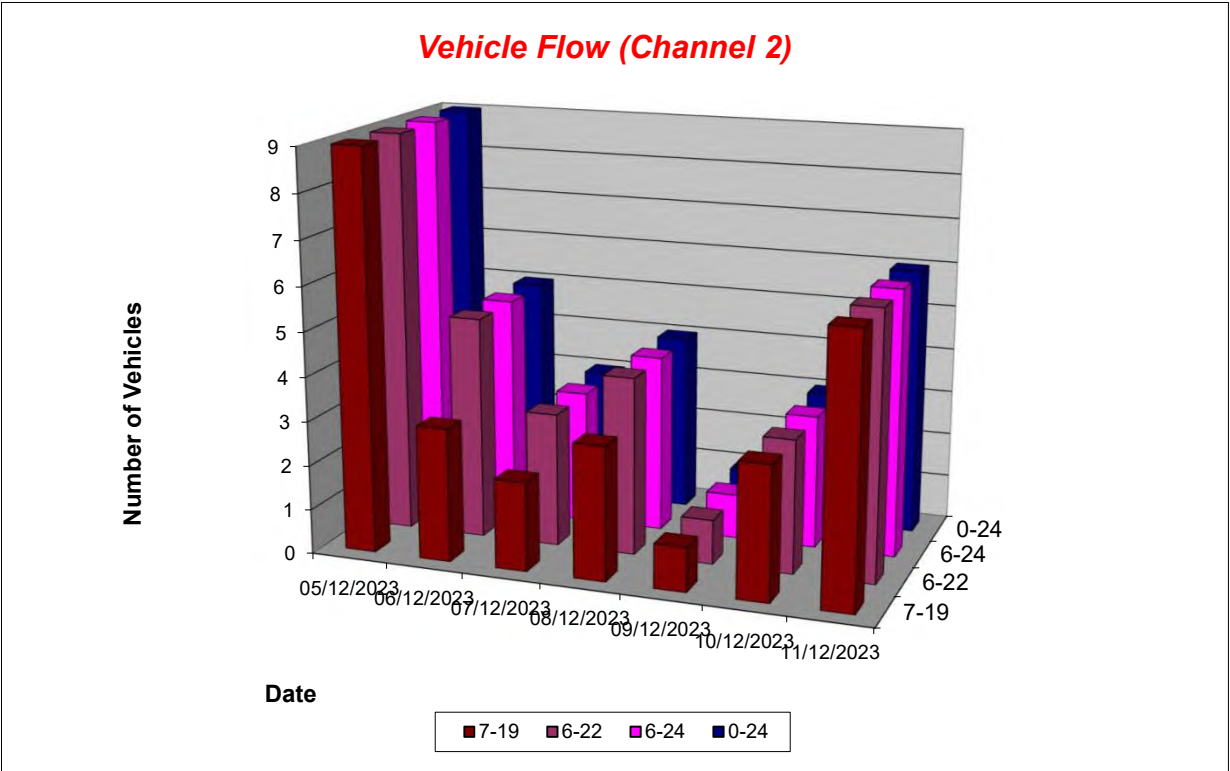
Produced by Road Data Services Ltd.

Channel 2 - Southbound

Vehicle Flow

Week 1

Hr Ending	05/12/2023 Tuesday	06/12/2023 Wednesday	07/12/2023 Thursday	08/12/2023 Friday	09/12/2023 Saturday	10/12/2023 Sunday	11/12/2023 Monday	Weekday Average	Average
1	0	0	0	0	0	0	0	0	0
2	0	0	0	0	0	0	0	0	0
3	0	0	0	0	0	0	0	0	0
4	0	0	0	0	0	0	0	0	0
5	0	0	0	0	0	0	0	0	0
6	0	0	0	0	0	0	0	0	0
7	0	0	0	0	0	0	0	0	0
8	0	0	0	1	0	0	0	0	0
9	0	0	0	0	0	1	0	0	0
10	0	1	1	0	0	0	0	0	0
11	1	0	1	0	0	0	1	1	0
12	0	0	0	0	0	1	1	0	0
13	4	1	0	1	0	0	1	1	1
14	2	0	0	0	1	0	1	1	1
15	0	0	0	1	0	0	0	0	0
16	0	0	0	0	0	0	1	0	0
17	2	0	0	0	0	0	0	0	0
18	0	0	0	0	0	1	0	0	0
19	0	1	0	0	0	0	1	0	0
20	0	0	1	0	0	0	0	0	0
21	0	2	0	0	0	0	0	0	0
22	0	0	0	1	0	0	0	0	0
23	0	0	0	0	0	0	0	0	0
24	0	0	0	0	0	0	0	0	0
7-19	9	3	2	3	1	3	6	5	4
6-22	9	5	3	4	1	3	6	5	4
6-24	9	5	3	4	1	3	6	5	4
0-24	9	5	3	4	1	3	6	5	4



Lincolnshire ATC 82, Pinfold Lane

Produced by Road Data Services Ltd.

Channel 2 - Southbound

Average Speed

Week 1

Hr Ending	05/12/2023 Tuesday	06/12/2023 Wednesday	07/12/2023 Thursday	08/12/2023 Friday	09/12/2023 Saturday	10/12/2023 Sunday	11/12/2023 Monday
1	-	-	-	-	-	-	-
2	-	-	-	-	-	-	-
3	-	-	-	-	-	-	-
4	-	-	-	-	-	-	-
5	-	-	-	-	-	-	-
6	-	-	-	-	-	-	-
7	-	-	-	-	-	-	-
8	-	-	-	14.5	-	-	-
9	-	-	-	-	-	9.6	-
10	-	10.8	13.0	-	-	-	-
11	10.4	-	12.8	-	-	-	9.1
12	-	-	-	-	-	7.6	14.2
13	10.4	14.5	-	7.1	-	-	5.9
14	6.2	-	-	-	8.4	-	9.5
15	-	-	-	9.9	-	-	-
16	-	-	-	-	-	-	5.8
17	9.2	-	-	-	-	-	-
18	-	-	-	-	-	8.4	-
19	-	12.5	-	-	-	-	11.5
20	-	-	13.0	-	-	-	-
21	-	12.3	-	-	-	-	-
22	-	-	-	6.6	-	-	-
23	-	-	-	-	-	-	-
24	-	-	-	-	-	-	-

10-12	10.4	-	12.8	-	-	7.6	11.6
14-16	-	-	-	9.9	-	-	5.8
0-24	9.2	12.5	12.9	9.5	8.4	8.5	9.3

Average (ALL)	10.1
Weekday Inter-Peak	10.4

Channel 2 - Southbound

85th Percentile

Hr Ending	05/12/2023 Tuesday	06/12/2023 Wednesday	07/12/2023 Thursday	08/12/2023 Friday	09/12/2023 Saturday	10/12/2023 Sunday	11/12/2023 Monday
1	-	-	-	-	-	-	-
2	-	-	-	-	-	-	-
3	-	-	-	-	-	-	-
4	-	-	-	-	-	-	-
5	-	-	-	-	-	-	-
6	-	-	-	-	-	-	-
7	-	-	-	-	-	-	-
8	-	-	-	-	-	-	-
9	-	-	-	-	-	-	-
10	-	-	-	-	-	-	-
11	-	-	-	-	-	-	-
12	-	-	-	-	-	-	-
13	13.9	-	-	-	-	-	-
14	7.0	-	-	-	-	-	-
15	-	-	-	-	-	-	-
16	-	-	-	-	-	-	-
17	11.3	-	-	-	-	-	-
18	-	-	-	-	-	-	-
19	-	-	-	-	-	-	-
20	-	-	-	-	-	-	-
21	-	14.5	-	-	-	-	-
22	-	-	-	-	-	-	-
23	-	-	-	-	-	-	-
24	-	-	-	-	-	-	-

10-12	-	-	-	-	-	-	14.2
14-16	-	-	-	-	-	-	-
0-24	12.3	14.3	13.0	12.7	-	9.4	12.4

85th %ile (ALL)	13.1
Weekday Inter-Peak	13.2

Lincolnshire ATC 82, Pinfold Lane

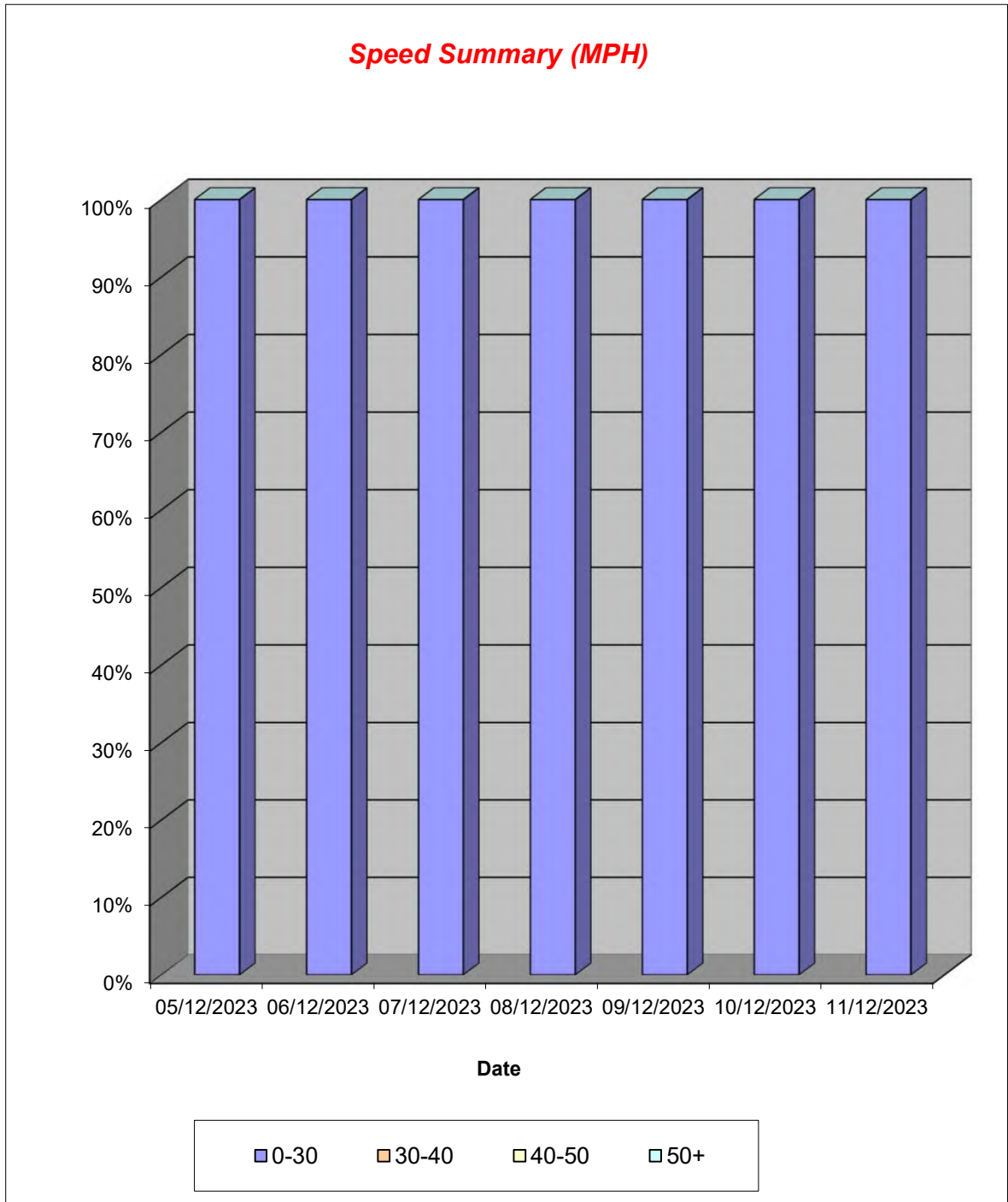
Produced by Road Data Services Ltd.

Channel 2 - Southbound

Speed Summary

Week 1

Speed (MPH)	05/12/2023 Tuesday	06/12/2023 Wednesday	07/12/2023 Thursday	08/12/2023 Friday	09/12/2023 Saturday	10/12/2023 Sunday	11/12/2023 Monday
0-30	9	5	3	4	1	3	6
30-40	0	0	0	0	0	0	0
40-50	0	0	0	0	0	0	0
50+	0	0	0	0	0	0	0
TOTAL	9	5	3	4	1	3	6



Lincolnshire ATC 82, Pinfold Lane

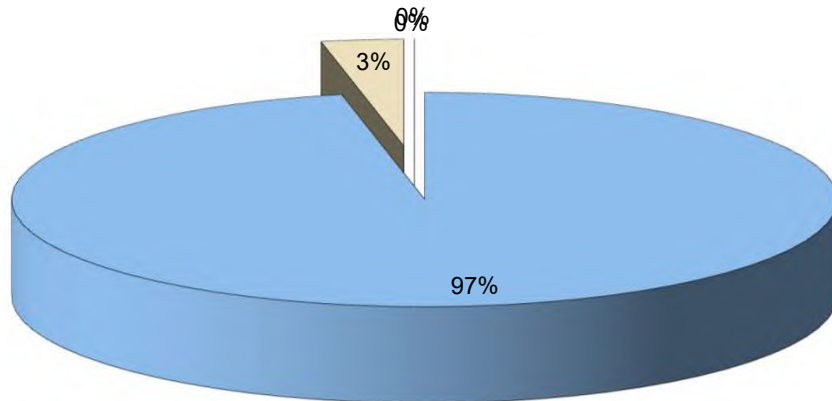
Produced by Road Data Services Ltd.

Channel 2 - Southbound

Vehicle Class

Classes Day / Time	Car / LGV / Caravan - 1	MGV - 2	OGV1 / Bus - 3,5,6,7,12	OGV2 - 4,8,9,10,11,13
05/12/2023				
7-19	9	0	0	0
6-22	9	0	0	0
6-24	9	0	0	0
0-24	9	0	0	0
06/12/2023				
7-19	3	0	0	0
6-22	5	0	0	0
6-24	5	0	0	0
0-24	5	0	0	0
07/12/2023				
7-19	2	0	0	0
6-22	2	1	0	0
6-24	2	1	0	0
0-24	2	1	0	0
08/12/2023				
7-19	3	0	0	0
6-22	4	0	0	0
6-24	4	0	0	0
0-24	4	0	0	0
09/12/2023				
7-19	1	0	0	0
6-22	1	0	0	0
6-24	1	0	0	0
0-24	1	0	0	0
10/12/2023				
7-19	3	0	0	0
6-22	3	0	0	0
6-24	3	0	0	0
0-24	3	0	0	0
11/12/2023				
7-19	6	0	0	0
6-22	6	0	0	0
6-24	6	0	0	0
0-24	6	0	0	0
Average				
7-19	4	0	0	0
6-22	4	0	0	0
6-24	4	0	0	0
0-24	4	0	0	0

Total Vehicle Class Distribution



Lincolnshire ATC 83, Billgate Lane

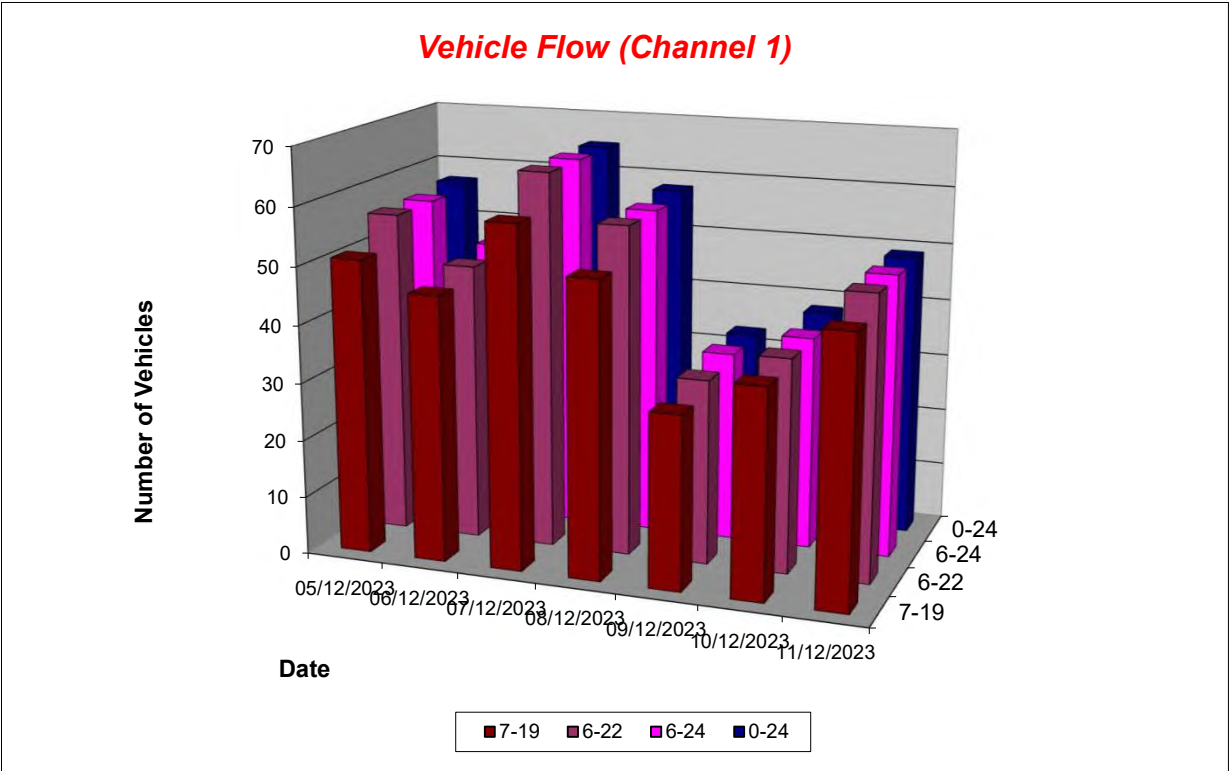
Produced by Road Data Services Ltd.

Channel 1 - Eastbound

Vehicle Flow

Week 1

Hr Ending	05/12/2023 Tuesday	06/12/2023 Wednesday	07/12/2023 Thursday	08/12/2023 Friday	09/12/2023 Saturday	10/12/2023 Sunday	11/12/2023 Monday	Weekday Average	Average
1	0	0	0	1	0	0	0	0	0
2	1	0	0	0	0	1	0	0	0
3	0	0	0	0	0	0	0	0	0
4	0	0	0	0	0	0	0	0	0
5	0	0	0	0	0	0	0	0	0
6	0	1	0	0	0	0	0	0	0
7	3	1	2	2	0	0	2	2	1
8	2	4	8	7	1	1	6	5	4
9	11	7	11	10	4	3	3	8	7
10	4	3	7	3	2	1	7	5	4
11	6	4	3	3	2	1	4	4	3
12	2	7	3	3	2	6	0	3	3
13	3	3	4	7	2	7	2	4	4
14	2	3	8	4	5	6	5	4	5
15	6	6	4	6	1	3	0	4	4
16	4	2	3	4	3	2	6	4	3
17	6	6	5	2	2	2	11	6	5
18	3	1	1	2	5	3	2	2	2
19	2	0	2	0	1	1	0	1	1
20	2	1	4	0	0	0	1	2	1
21	0	0	0	1	0	1	0	0	0
22	0	0	0	3	2	0	0	1	1
23	0	1	0	0	1	0	0	0	0
24	0	0	0	0	0	0	0	0	0
7-19	51	46	59	51	30	36	46	51	46
6-22	56	48	65	57	32	37	49	55	49
6-24	56	49	65	57	33	37	49	55	49
0-24	57	50	65	58	33	38	49	56	50



Lincolnshire ATC 83, Billgate Lane

Produced by Road Data Services Ltd.

Channel 1 - Eastbound

Average Speed

Week 1

Hr Ending	05/12/2023 Tuesday	06/12/2023 Wednesday	07/12/2023 Thursday	08/12/2023 Friday	09/12/2023 Saturday	10/12/2023 Sunday	11/12/2023 Monday
1	-	-	-	56.3	-	-	-
2	37.3	-	-	-	-	59.5	-
3	-	-	-	-	-	-	-
4	-	-	-	-	-	-	-
5	-	-	-	-	-	-	-
6	-	45.9	-	-	-	-	-
7	47.5	54.5	59.0	46.4	-	-	57.5
8	40.2	45.1	38.5	48.2	54.1	53.3	39.9
9	40.4	31.2	36.6	40.7	39.0	38.2	42.2
10	33.2	39.0	40.7	39.2	33.7	6.5	39.8
11	40.7	39.3	48.7	40.2	43.3	37.1	46.0
12	34.3	34.9	36.1	32.0	41.2	41.9	-
13	37.6	24.0	38.8	35.1	22.9	32.9	42.8
14	55.3	25.4	33.9	39.8	41.8	31.6	40.7
15	35.6	35.6	38.7	38.0	47.0	41.2	-
16	48.6	30.6	31.7	47.7	41.6	52.2	37.7
17	48.2	44.6	45.6	44.8	49.2	50.8	42.4
18	41.4	39.8	50.6	45.5	41.2	42.7	44.5
19	49.2	-	45.4	-	62.9	53.1	-
20	45.7	31.4	40.5	-	-	-	19.0
21	-	-	-	43.0	-	54.4	-
22	-	-	-	48.6	54.0	-	-
23	-	30.1	-	-	54.4	-	-
24	-	-	-	-	-	-	-

10-12	39.1	36.5	42.4	36.1	42.3	41.2	46.0
14-16	40.8	34.3	35.7	41.9	42.9	45.6	37.7
0-24	41.9	36.2	39.6	41.7	42.5	39.7	41.5

Average (ALL)	40.4
Weekday Inter-Peak	38.8

Channel 1 - Eastbound

85th Percentile

Hr Ending	05/12/2023 Tuesday	06/12/2023 Wednesday	07/12/2023 Thursday	08/12/2023 Friday	09/12/2023 Saturday	10/12/2023 Sunday	11/12/2023 Monday
1	-	-	-	-	-	-	-
2	-	-	-	-	-	-	-
3	-	-	-	-	-	-	-
4	-	-	-	-	-	-	-
5	-	-	-	-	-	-	-
6	-	-	-	-	-	-	-
7	55.3	-	59.1	51.2	-	-	59.3
8	41.8	46.9	47.9	57.2	-	-	48.4
9	50.7	37.9	43.4	50.5	49.9	43.7	43.4
10	44.4	46.6	50.6	46.4	40.6	-	46.5
11	46.2	52.6	52.5	46.9	49.8	-	53.2
12	42.5	38.9	40.2	37.9	44.4	51.8	-
13	41.6	26.9	47.0	47.2	31.5	43.9	53.7
14	59.9	45.0	44.3	50.8	45.8	37.3	54.8
15	43.6	47.4	46.3	43.6	-	44.5	-
16	57.9	38.5	37.9	58.5	46.9	58.9	40.8
17	59.6	52.6	51.5	45.8	50.8	53.1	54.0
18	43.9	-	-	46.5	51.9	43.7	59.3
19	62.1	-	47.5	-	-	-	-
20	46.7	-	49.3	-	-	-	-
21	-	-	-	-	-	-	-
22	-	-	-	56.9	63.4	-	-
23	-	-	-	-	-	-	-
24	-	-	-	-	-	-	-

10-12	46.0	45.4	50.0	43.7	47.5	50.5	53.2
14-16	51.6	45.5	43.6	51.4	48.1	53.0	40.8
0-24	52.2	47.5	49.3	52.0	53.5	51.8	52.1

85th %ile (ALL)	51.2
Weekday Inter-Peak	48.1

Lincolnshire ATC 83, Billgate Lane

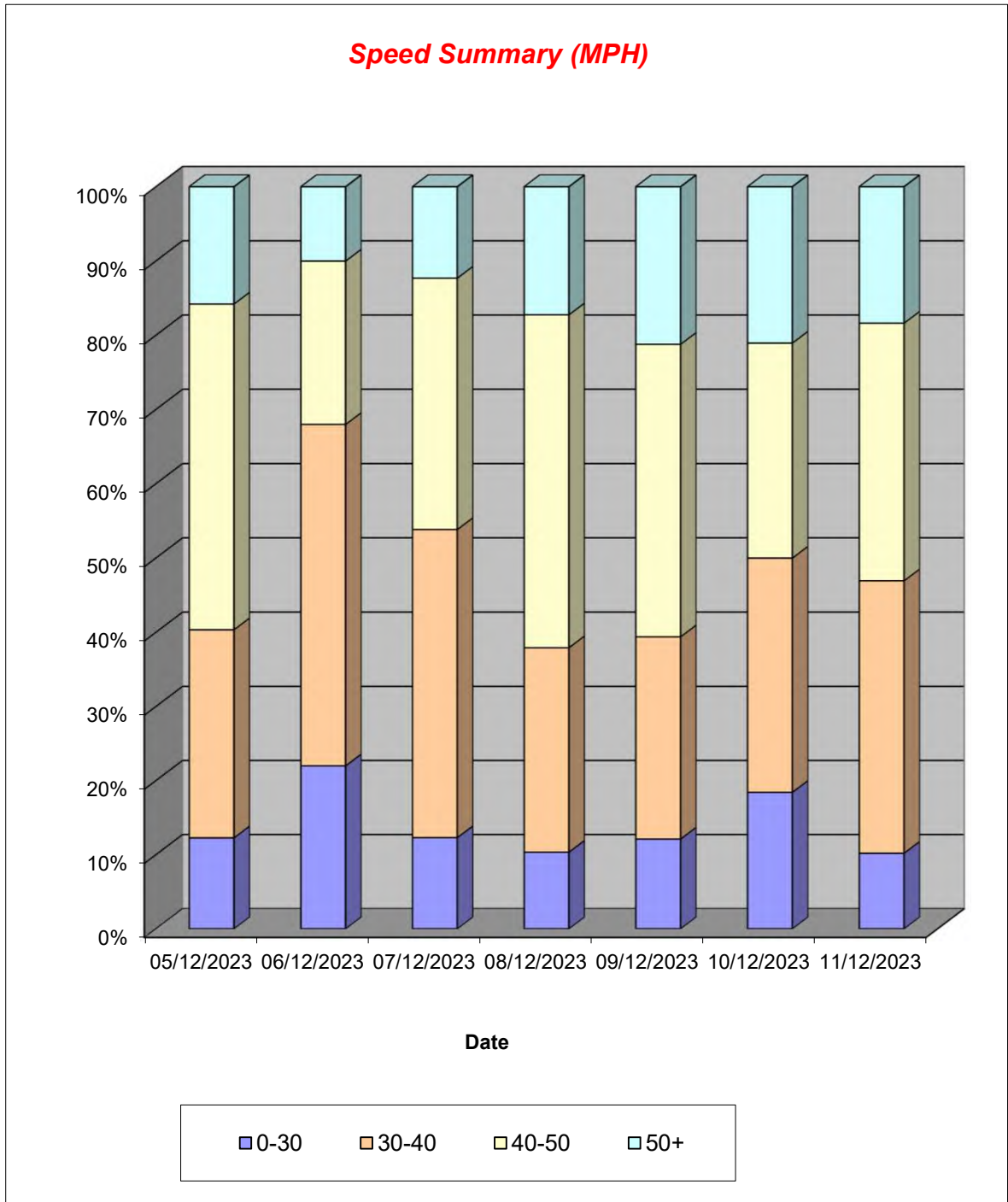
Produced by Road Data Services Ltd.

Channel 1 - Eastbound

Speed Summary

Week 1

Speed (MPH)	05/12/2023 Tuesday	06/12/2023 Wednesday	07/12/2023 Thursday	08/12/2023 Friday	09/12/2023 Saturday	10/12/2023 Sunday	11/12/2023 Monday
0-30	7	11	8	6	4	7	5
30-40	16	23	27	16	9	12	18
40-50	25	11	22	26	13	11	17
50+	9	5	8	10	7	8	9
TOTAL	57	50	65	58	33	38	49



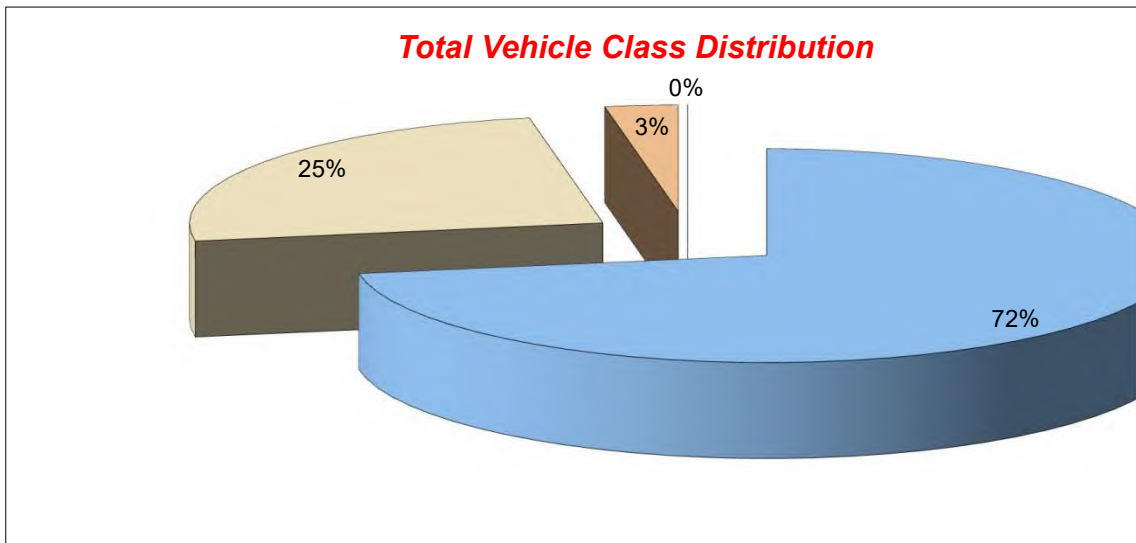
Lincolnshire ATC 83, Billgate Lane

Produced by Road Data Services Ltd.

Channel 1 - Eastbound

Vehicle Class

Classes Day / Time	Car / LGV / Caravan - 1	MGV - 2	OGV1 / Bus - 3,5,6,7,12	OGV2 - 4,8,9,10,11,13
05/12/2023				
7-19	37	14	0	0
6-22	42	14	0	0
6-24	42	14	0	0
0-24	43	14	0	0
06/12/2023				
7-19	34	11	1	0
6-22	36	11	1	0
6-24	37	11	1	0
0-24	38	11	1	0
07/12/2023				
7-19	40	15	4	0
6-22	45	16	4	0
6-24	45	16	4	0
0-24	45	16	4	0
08/12/2023				
7-19	35	16	0	0
6-22	39	18	0	0
6-24	39	18	0	0
0-24	39	19	0	0
09/12/2023				
7-19	22	8	0	0
6-22	23	9	0	0
6-24	24	9	0	0
0-24	24	9	0	0
10/12/2023				
7-19	32	3	1	0
6-22	33	3	1	0
6-24	33	3	1	0
0-24	34	3	1	0
11/12/2023				
7-19	27	15	4	0
6-22	30	15	4	0
6-24	30	15	4	0
0-24	30	15	4	0
Average				
7-19	32	12	1	0
6-22	35	12	1	0
6-24	36	12	1	0
0-24	36	12	1	0



Week 1

TOTAL
- 1-13
51
56
56
57
46
48
49
50
59
65
65
65
51
57
57
58
30
32
33
33
36
37
37
38
46
49
49
49

46
49
49
50



Lincolnshire ATC 83, Billgate Lane

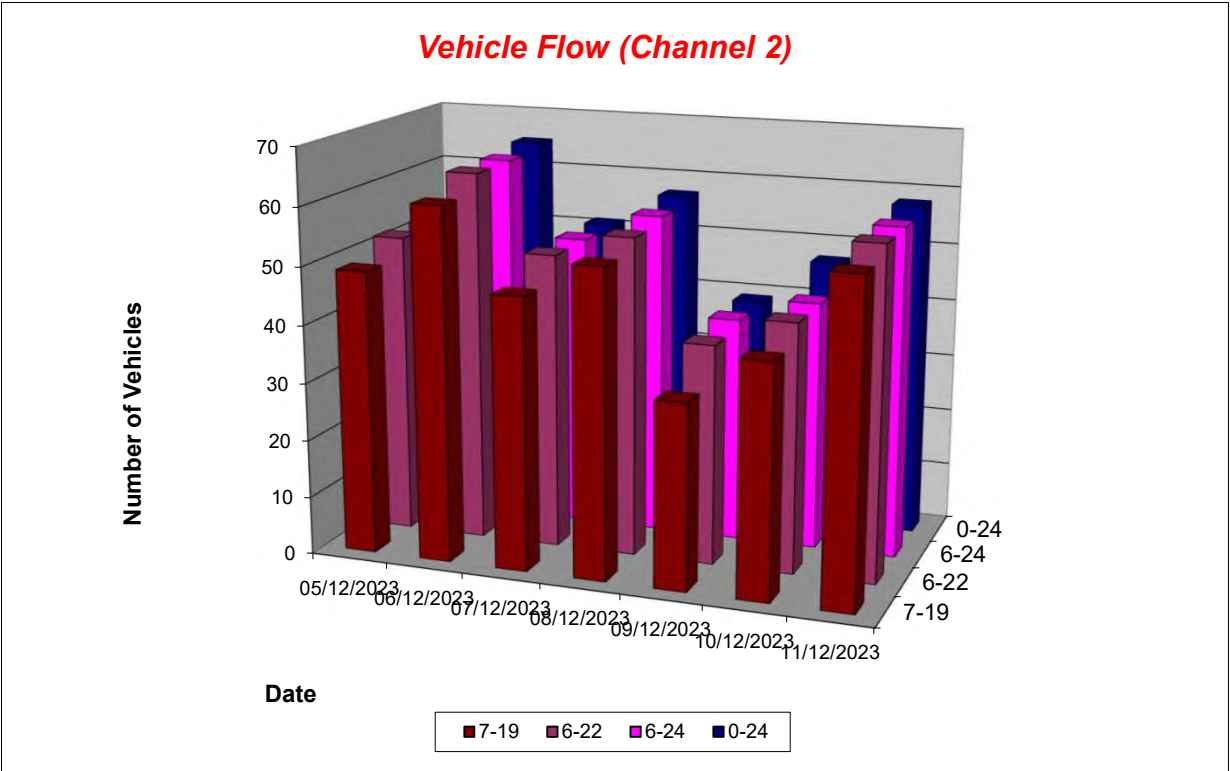
Produced by Road Data Services Ltd.

Channel 2 - Westbound

Vehicle Flow

Week 1

Hr Ending	05/12/2023 Tuesday	06/12/2023 Wednesday	07/12/2023 Thursday	08/12/2023 Friday	09/12/2023 Saturday	10/12/2023 Sunday	11/12/2023 Monday	Weekday Average	Average
1	0	0	0	0	0	3	0	0	0
2	1	0	0	0	0	1	0	0	0
3	0	0	0	0	0	0	0	0	0
4	0	0	0	0	0	0	0	0	0
5	0	0	0	0	0	0	0	0	0
6	0	1	0	1	0	0	1	1	0
7	2	1	0	0	1	0	0	1	1
8	4	2	3	3	0	0	4	3	2
9	6	5	4	3	5	2	5	5	4
10	3	2	3	4	5	1	4	3	3
11	2	7	4	4	1	2	4	4	3
12	1	6	4	3	4	6	5	4	4
13	3	6	2	6	3	9	5	4	5
14	5	10	6	10	5	7	3	7	7
15	7	5	5	3	1	2	5	5	4
16	5	7	4	8	4	7	6	6	6
17	8	8	8	4	2	4	9	7	6
18	2	2	2	4	0	0	4	3	2
19	3	1	2	1	2	0	1	2	1
20	0	1	3	1	2	1	2	1	1
21	1	1	1	1	1	2	0	1	1
22	0	0	0	0	2	0	0	0	0
23	0	0	0	1	1	0	0	0	0
24	0	0	0	0	0	0	0	0	0
7-19	49	61	47	53	32	40	55	53	48
6-22	52	64	51	55	38	43	57	56	51
6-24	52	64	51	56	39	43	57	56	52
0-24	53	65	51	57	39	47	58	57	53



Lincolnshire ATC 83, Billgate Lane

Produced by Road Data Services Ltd.

Channel 2 - Westbound

Average Speed

Week 1

Hr Ending	05/12/2023 Tuesday	06/12/2023 Wednesday	07/12/2023 Thursday	08/12/2023 Friday	09/12/2023 Saturday	10/12/2023 Sunday	11/12/2023 Monday
1	-	-	-	-	-	34.1	-
2	52.4	-	-	-	-	19.3	-
3	-	-	-	-	-	-	-
4	-	-	-	-	-	-	-
5	-	-	-	-	-	-	-
6	-	45.5	-	41.2	-	-	51.3
7	58.5	22.6	-	-	24.0	-	-
8	40.5	37.8	35.7	45.9	-	-	39.3
9	42.5	35.6	35.3	30.6	41.3	36.8	47.8
10	39.3	38.4	40.9	39.4	41.4	48.7	43.6
11	40.0	33.5	35.6	31.3	57.2	33.5	40.0
12	27.9	39.4	41.1	33.8	41.9	44.4	34.2
13	50.6	35.2	42.9	32.3	34.8	40.8	40.5
14	31.2	32.3	40.8	34.6	37.0	39.4	39.1
15	37.4	33.0	35.6	31.6	34.0	36.1	42.7
16	41.6	38.3	36.0	36.4	30.8	37.8	42.0
17	40.6	38.4	41.8	34.7	36.7	45.5	34.9
18	42.7	29.6	33.8	36.9	-	-	39.1
19	43.7	41.2	54.3	52.5	44.3	-	58.9
20	-	32.7	44.9	43.0	32.5	31.0	41.1
21	35.3	44.3	39.5	39.8	22.6	38.9	-
22	-	-	-	-	51.4	-	-
23	-	-	-	42.6	36.3	-	-
24	-	-	-	-	-	-	-

10-12	36.0	36.3	38.4	32.4	45.0	41.7	36.8
14-16	39.2	36.1	35.8	35.1	31.4	37.4	42.3
0-24	40.9	35.7	39.5	35.9	38.4	39.3	40.5

Average (ALL)	38.5
Weekday Inter-Peak	37.1

Channel 2 - Westbound

85th Percentile

Hr Ending	05/12/2023 Tuesday	06/12/2023 Wednesday	07/12/2023 Thursday	08/12/2023 Friday	09/12/2023 Saturday	10/12/2023 Sunday	11/12/2023 Monday
1	-	-	-	-	-	39.0	-
2	-	-	-	-	-	-	-
3	-	-	-	-	-	-	-
4	-	-	-	-	-	-	-
5	-	-	-	-	-	-	-
6	-	-	-	-	-	-	-
7	63.9	-	-	-	-	-	-
8	55.8	43.9	48.3	59.5	-	-	47.4
9	51.1	45.1	43.7	43.0	49.0	38.4	51.8
10	42.6	48.7	44.6	49.0	48.7	-	63.0
11	41.3	39.7	43.3	38.5	-	40.8	51.3
12	-	47.4	53.9	40.3	43.6	56.7	42.4
13	55.9	45.9	43.9	46.3	56.3	51.8	52.6
14	42.7	44.8	53.7	46.4	45.3	55.0	45.6
15	50.2	42.1	45.0	38.2	-	37.9	55.5
16	53.2	45.2	41.6	43.7	40.1	46.7	49.2
17	50.6	45.4	53.4	40.3	40.2	48.9	45.1
18	48.5	30.4	38.8	48.2	-	-	49.2
19	59.8	-	62.2	-	60.2	-	-
20	-	-	48.3	-	49.5	-	44.2
21	-	-	-	-	-	49.4	-
22	-	-	-	-	57.5	-	-
23	-	-	-	-	-	-	-
24	-	-	-	-	-	-	-

10-12	42.0	44.0	49.3	39.5	51.5	54.0	47.0
14-16	51.7	44.5	43.7	42.5	39.8	45.3	52.4
0-24	52.9	45.1	50.0	46.7	50.5	50.5	51.8

85th %ile (ALL)	49.7
Weekday Inter-Peak	46.7

Lincolnshire ATC 83, Billgate Lane

Produced by Road Data Services Ltd.


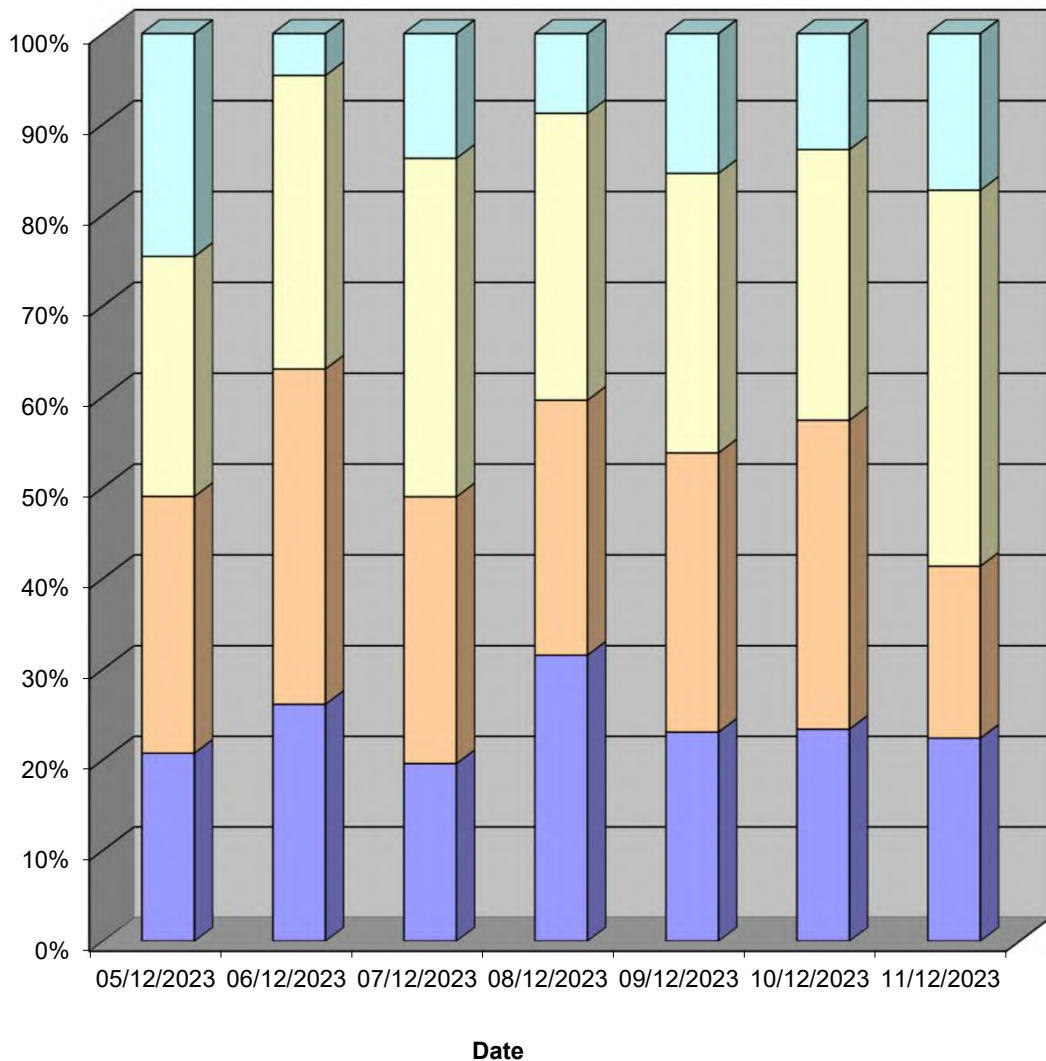
Channel 2 - Westbound

Speed Summary

Week 1

Speed (MPH)	05/12/2023 Tuesday	06/12/2023 Wednesday	07/12/2023 Thursday	08/12/2023 Friday	09/12/2023 Saturday	10/12/2023 Sunday	11/12/2023 Monday
0-30	11	17	10	18	9	11	13
30-40	15	24	15	16	12	16	11
40-50	14	21	19	18	12	14	24
50+	13	3	7	5	6	6	10
TOTAL	53	65	51	57	39	47	58

Speed Summary (MPH)



Lincolnshire ATC 83, Billgate Lane

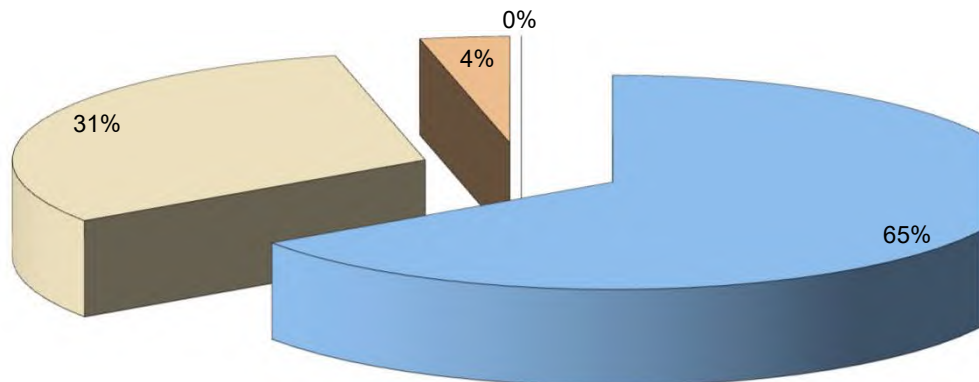
Produced by Road Data Services Ltd.

Channel 2 - Westbound

Vehicle Class

Classes Day / Time	Car / LGV / Caravan - 1	MGV - 2	OGV1 / Bus - 3,5,6,7,12	OGV2 - 4,8,9,10,11,13
05/12/2023				
7-19	30	17	2	0
6-22	31	19	2	0
6-24	31	19	2	0
0-24	32	19	2	0
06/12/2023				
7-19	39	19	3	0
6-22	41	20	3	0
6-24	41	20	3	0
0-24	41	21	3	0
07/12/2023				
7-19	27	16	4	0
6-22	29	18	4	0
6-24	29	18	4	0
0-24	29	18	4	0
08/12/2023				
7-19	30	22	1	0
6-22	32	22	1	0
6-24	33	22	1	0
0-24	33	23	1	0
09/12/2023				
7-19	24	7	1	0
6-22	28	9	1	0
6-24	29	9	1	0
0-24	29	9	1	0
10/12/2023				
7-19	32	7	1	0
6-22	35	7	1	0
6-24	35	7	1	0
0-24	39	7	1	0
11/12/2023				
7-19	37	17	1	0
6-22	39	17	1	0
6-24	39	17	1	0
0-24	39	18	1	0
Average				
7-19	31	15	2	0
6-22	34	16	2	0
6-24	34	16	2	0
0-24	35	16	2	0

Total Vehicle Class Distribution



Week 1

TOTAL
- 1-13
49
52
52
53
61
64
64
65
47
51
51
51
53
55
56
57
32
38
39
39
40
43
43
47
55
57
57
58
48
51
52
53



Lincolnshire ATC 84 Middlemarsh Road

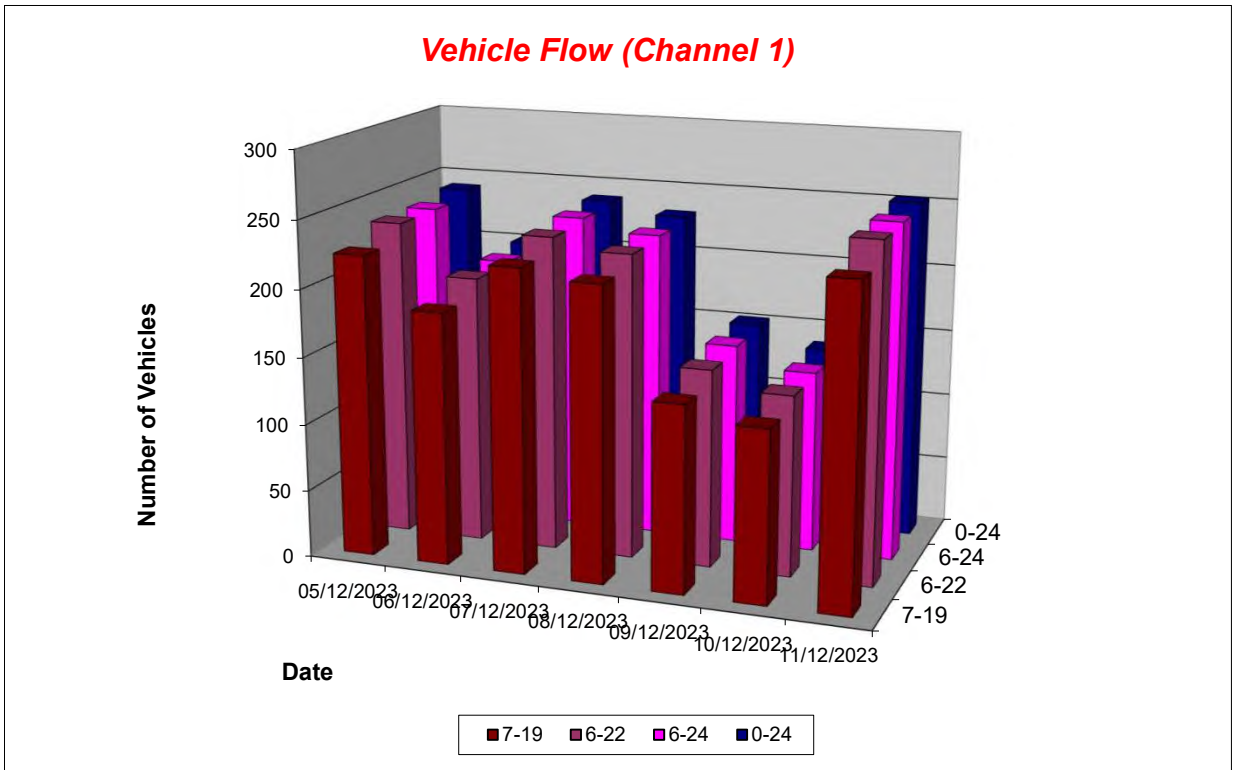
Produced by Road Data Services Ltd.

Channel 1 - Northeastbound

Vehicle Flow

Week 1

Hr Ending	05/12/2023 Tuesday	06/12/2023 Wednesday	07/12/2023 Thursday	08/12/2023 Friday	09/12/2023 Saturday	10/12/2023 Sunday	11/12/2023 Monday	Weekday Average	Average
1	0	0	1	0	1	1	0	0	0
2	1	0	0	0	0	0	2	1	0
3	0	0	0	0	0	0	0	0	0
4	0	0	0	0	0	0	0	0	0
5	1	0	0	0	0	1	0	0	0
6	3	2	1	3	1	0	1	2	2
7	2	3	1	1	0	1	3	2	2
8	13	14	14	11	0	2	19	14	10
9	31	15	21	19	13	4	29	23	19
10	17	14	22	12	16	6	15	16	15
11	21	20	16	21	16	9	12	18	16
12	17	20	18	21	16	21	24	20	20
13	22	10	14	17	22	21	13	15	17
14	18	14	23	32	14	18	26	23	21
15	16	17	28	14	11	11	26	20	18
16	22	19	18	22	11	21	16	19	18
17	25	22	22	15	11	7	26	22	18
18	12	17	16	19	4	3	16	16	12
19	10	5	12	14	4	4	12	11	9
20	3	6	4	3	4	4	9	5	5
21	3	2	4	4	1	1	2	3	2
22	4	1	1	1	4	1	1	2	2
23	0	0	1	1	2	1	1	1	1
24	0	1	2	1	1	0	0	1	1
7-19	224	187	224	217	138	127	234	217	193
6-22	236	199	234	226	147	134	249	229	204
6-24	236	200	237	228	150	135	250	230	205
0-24	241	202	239	231	152	137	253	233	208



Lincolnshire ATC 84 Middlemarsh Road

Produced by Road Data Services Ltd.

Channel 1 - Northeastbound

Average Speed

Week 1

Hr Ending	05/12/2023 Tuesday	06/12/2023 Wednesday	07/12/2023 Thursday	08/12/2023 Friday	09/12/2023 Saturday	10/12/2023 Sunday	11/12/2023 Monday
1	-	-	45.0	-	40.0	32.1	-
2	48.4	-	-	-	-	-	39.8
3	-	-	-	-	-	-	-
4	-	-	-	-	-	-	-
5	27.3	-	-	-	-	47.1	-
6	51.4	42.3	60.4	50.7	65.2	-	67.7
7	52.0	35.3	28.3	34.9	-	56.2	35.1
8	42.2	34.0	46.7	49.6	-	33.8	43.8
9	45.2	34.2	47.9	50.4	43.3	48.5	46.2
10	47.8	31.3	46.7	44.6	44.4	46.8	42.3
11	39.0	39.3	41.9	44.4	44.2	44.7	47.5
12	41.6	39.9	45.5	46.9	45.5	45.8	45.7
13	40.9	39.7	48.5	43.9	41.6	44.6	44.9
14	45.5	42.5	44.0	44.3	47.1	45.5	43.1
15	40.9	46.5	43.5	42.1	45.2	44.1	46.5
16	45.4	41.9	43.9	46.0	46.0	45.0	42.6
17	41.9	39.6	40.4	45.6	45.7	48.3	41.3
18	41.5	34.0	41.5	45.3	42.7	39.1	51.7
19	47.6	36.0	42.8	48.3	44.1	41.6	46.9
20	41.2	33.4	46.2	45.2	45.3	50.0	45.0
21	47.0	41.5	44.0	45.7	35.8	54.2	54.8
22	34.8	50.8	45.0	48.4	43.8	51.5	45.2
23	-	-	31.4	40.3	44.6	39.4	57.0
24	-	27.3	43.2	38.8	48.1	-	-

10-12	40.2	39.6	43.8	45.6	44.9	45.5	46.3
14-16	43.5	44.1	43.6	44.5	45.6	44.7	45.0
0-24	43.2	38.5	44.3	45.8	44.5	45.2	45.1

Average (ALL)	43.8
Weekday Inter-Peak	43.6

Channel 1 - Northeastbound

85th Percentile

Hr Ending	05/12/2023 Tuesday	06/12/2023 Wednesday	07/12/2023 Thursday	08/12/2023 Friday	09/12/2023 Saturday	10/12/2023 Sunday	11/12/2023 Monday
1	-	-	-	-	-	-	-
2	-	-	-	-	-	-	46.4
3	-	-	-	-	-	-	-
4	-	-	-	-	-	-	-
5	-	-	-	-	-	-	-
6	58.7	62.5	-	63.8	-	-	-
7	65.7	42.8	-	-	-	-	36.8
8	56.2	40.6	56.0	59.3	-	41.7	53.5
9	52.6	37.3	56.0	57.6	49.9	51.5	53.1
10	57.3	38.3	57.9	54.8	50.6	50.1	62.4
11	47.7	47.6	48.3	53.7	51.0	50.8	55.3
12	48.5	47.6	53.8	60.1	52.4	54.0	54.9
13	51.3	48.0	60.1	49.9	50.4	49.5	51.5
14	54.2	53.4	54.0	54.8	53.7	55.6	50.9
15	52.1	54.1	55.5	53.6	51.3	51.3	56.4
16	54.5	48.4	54.2	53.9	56.1	51.6	50.2
17	49.7	48.3	49.2	53.3	51.0	59.9	49.1
18	51.2	39.9	46.4	53.7	47.5	42.6	61.8
19	62.2	43.7	53.2	56.9	49.4	52.5	55.5
20	42.1	40.8	57.0	46.3	51.9	57.8	49.9
21	53.6	47.1	53.9	51.0	-	-	56.1
22	41.8	-	-	-	46.1	-	-
23	-	-	-	-	51.0	-	-
24	-	-	45.3	-	-	-	-

10-12	48.2	47.6	51.5	57.1	51.7	53.1	55.1
14-16	53.8	51.5	55.0	54.2	53.9	51.5	54.3
0-24	53.2	47.4	54.3	55.4	51.9	53.2	55.0

85th %ile (ALL)	53.5
Weekday Inter-Peak	53.2

Lincolnshire ATC 84 Middlemarsh Road

Produced by Road Data Services Ltd.

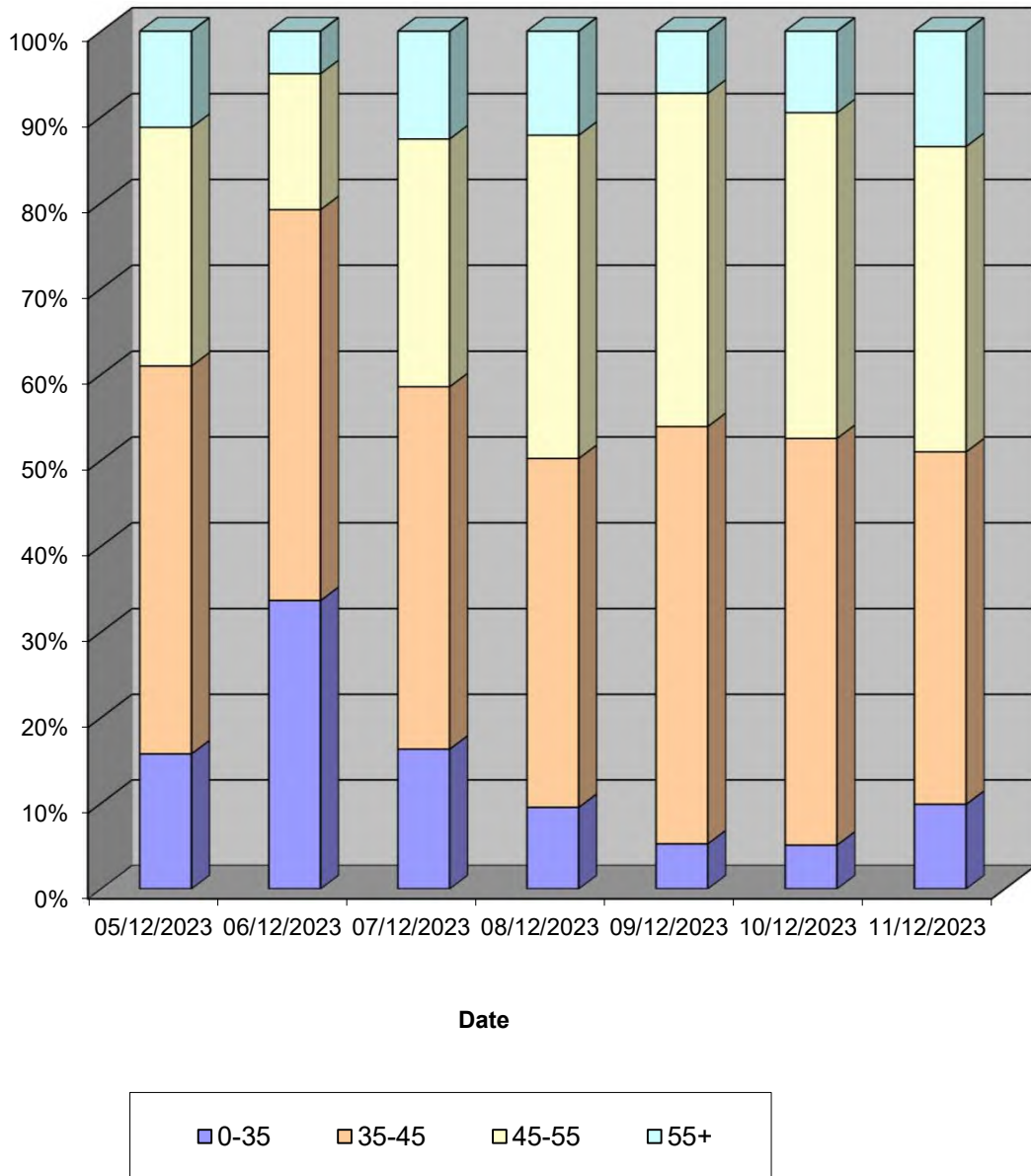
Channel 1 - Northeastbound

Speed Summary

Week 1

Speed (MPH)	05/12/2023 Tuesday	06/12/2023 Wednesday	07/12/2023 Thursday	08/12/2023 Friday	09/12/2023 Saturday	10/12/2023 Sunday	11/12/2023 Monday
0-35	38	68	39	22	8	7	25
35-45	109	92	101	94	74	65	104
45-55							
55+	27	10	30	28	11	13	34
TOTAL	241	202	239	231	152	137	253

Speed Summary (MPH)



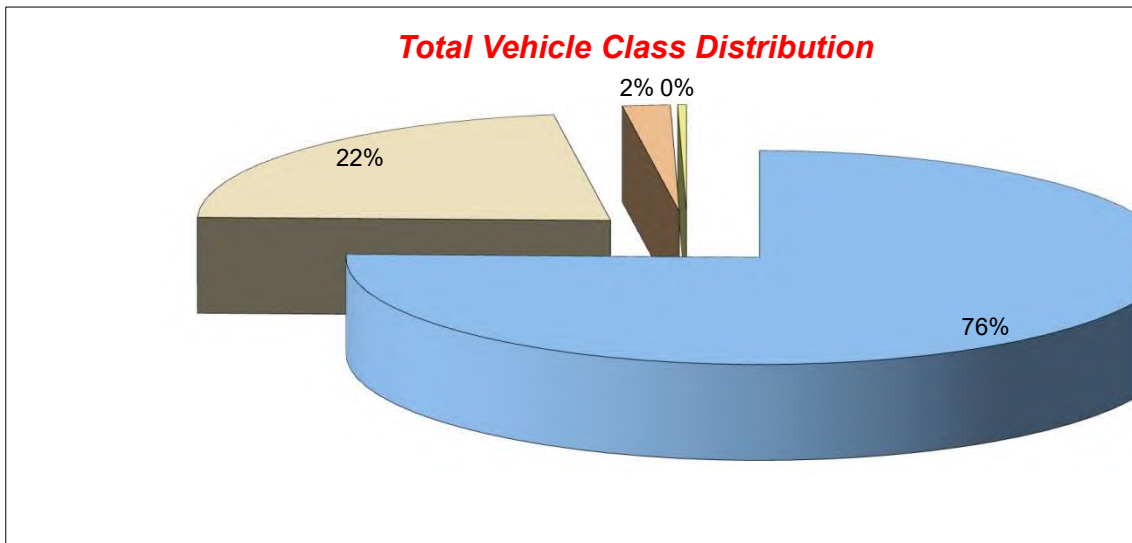
Lincolnshire ATC 84 Middlemarsh Road

Produced by Road Data Services Ltd.

Channel 1 - Northeastbound

Vehicle Class


Classes Day / Time	Car / LGV / Caravan - 1	MGV - 2	OGV1 / Bus - 3,5,6,7,12	OGV2 - 4,8,9,10,11,13
05/12/2023				
7-19	167	51	3	3
6-22	177	53	3	3
6-24	177	53	3	3
0-24	179	55	3	-4
06/12/2023				
7-19	132	51	4	0
6-22	141	54	4	0
6-24	141	55	4	0
0-24	142	55	4	1
07/12/2023				
7-19	157	56	10	1
6-22	164	59	10	1
6-24	167	59	10	1
0-24	168	60	10	1
08/12/2023				
7-19	161	49	4	3
6-22	167	52	4	3
6-24	169	52	4	3
0-24	170	54	4	3
09/12/2023				
7-19	108	29	1	0
6-22	117	29	1	0
6-24	120	29	1	0
0-24	122	29	1	0
10/12/2023				
7-19	102	23	2	0
6-22	108	24	2	0
6-24	109	24	2	0
0-24	111	24	2	0
11/12/2023				
7-19	184	45	3	2
6-22	198	46	3	2
6-24	199	46	3	2
0-24	200	46	3	4
Average				
7-19	144	43	4	1
6-22	153	45	4	1
6-24	155	45	4	1
0-24	156	46	4	1



Week 1

TOTAL
- 1-13
224
236
236
233
187
199
200
202
224
234
237
239
217
226
228
231
138
147
150
152
127
134
135
137
234
249
250
253

193
204
205
207



Lincolnshire ATC 84 Middlemarsh Road

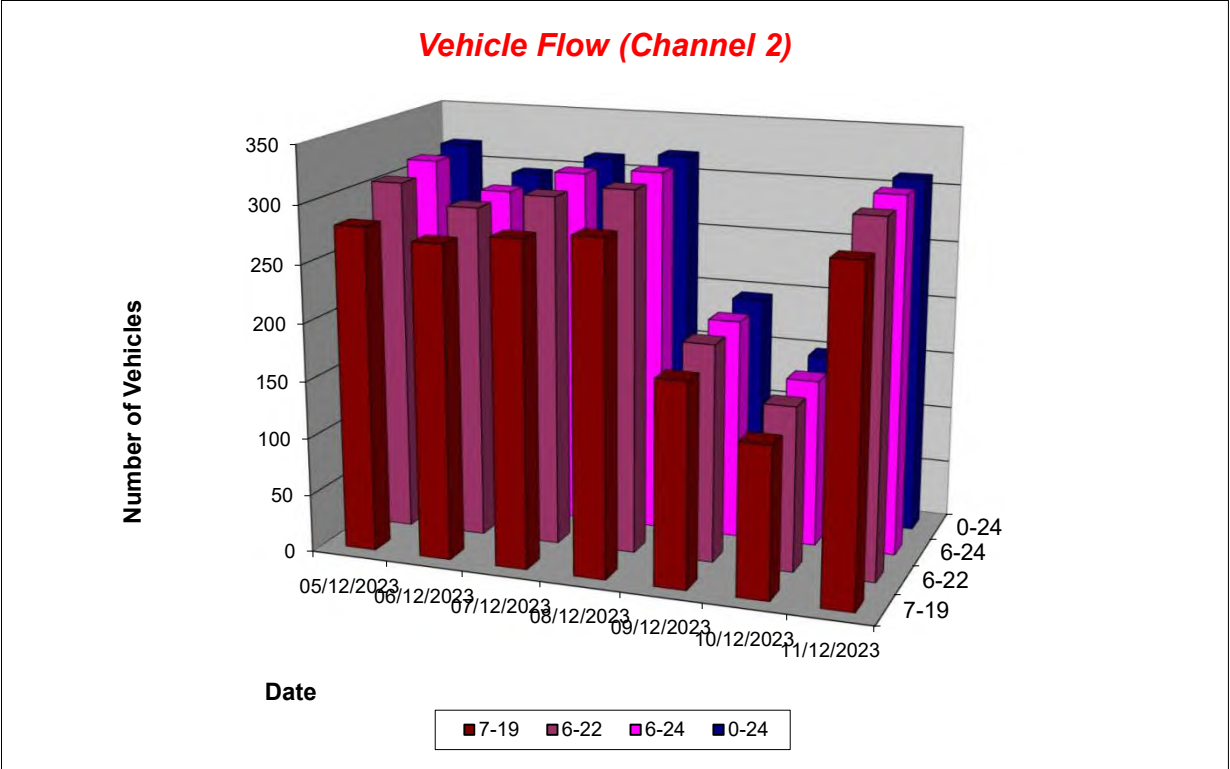
Produced by Road Data Services Ltd.

Channel 2 - Southwestbound

Vehicle Flow

Week 1

Hr Ending	05/12/2023 Tuesday	06/12/2023 Wednesday	07/12/2023 Thursday	08/12/2023 Friday	09/12/2023 Saturday	10/12/2023 Sunday	11/12/2023 Monday	Weekday Average	Average
1	1	2	1	2	1	1	1	1	1
2	1	0	0	0	0	1	0	0	0
3	0	0	0	0	0	1	0	0	0
4	0	1	0	0	0	0	0	0	0
5	1	0	0	0	0	0	0	0	0
6	1	1	1	1	2	0	0	1	1
7	8	4	6	6	2	1	8	6	5
8	10	15	18	22	5	3	17	16	13
9	37	36	35	36	17	6	30	35	28
10	23	29	21	24	18	2	30	25	21
11	23	26	19	17	19	13	28	23	21
12	29	27	31	22	14	19	22	26	23
13	24	22	24	29	22	24	18	23	23
14	29	20	39	27	19	24	29	29	27
15	20	27	17	24	12	12	25	23	20
16	26	24	23	28	12	10	26	25	21
17	28	20	23	22	19	8	37	26	22
18	22	17	23	22	10	3	10	19	15
19	10	9	8	14	9	7	12	11	10
20	9	6	6	9	6	5	8	8	7
21	3	5	8	3	3	1	3	4	4
22	5	2	2	8	2	5	2	4	4
23	6	2	4	1	3	3	5	4	3
24	2	0	4	2	0	0	0	2	1
7-19	281	272	281	287	176	131	284	281	245
6-22	306	289	303	313	189	143	305	303	264
6-24	314	291	311	316	192	146	310	308	269
0-24	318	295	313	319	195	149	311	311	271



Lincolnshire ATC 84 Middlemarsh Road

Produced by Road Data Services Ltd.

Channel 2 - Southwestbound

Average Speed

Week 1

Hr Ending	05/12/2023 Tuesday	06/12/2023 Wednesday	07/12/2023 Thursday	08/12/2023 Friday	09/12/2023 Saturday	10/12/2023 Sunday	11/12/2023 Monday
1	48.1	44.6	43.0	47.2	53.8	35.4	58.3
2	50.2	-	-	-	-	21.1	-
3	-	-	-	-	-	49.3	-
4	-	49.1	-	-	-	-	-
5	45.5	-	-	-	-	-	-
6	35.1	41.1	41.1	31.4	44.0	-	-
7	47.2	35.6	37.5	41.2	44.5	42.2	43.6
8	45.2	38.3	41.4	40.4	49.0	49.8	37.7
9	47.4	37.5	41.7	41.6	44.7	47.6	45.7
10	47.8	36.0	43.0	41.1	40.1	38.5	40.7
11	43.7	37.9	41.0	41.7	39.1	32.3	45.2
12	44.1	42.1	38.9	41.7	40.3	45.7	41.9
13	36.9	37.3	41.2	39.9	37.2	40.9	39.2
14	41.7	40.4	39.9	40.5	41.3	40.0	42.3
15	43.9	44.4	42.9	45.2	41.3	39.6	44.3
16	41.7	45.1	40.1	43.1	43.0	42.7	40.5
17	40.8	38.4	39.7	43.4	43.9	46.7	40.8
18	42.5	37.0	38.6	43.0	51.2	42.0	47.3
19	53.1	34.8	40.3	44.0	46.3	38.8	39.2
20	43.8	37.8	40.8	39.4	40.0	41.9	39.7
21	46.3	39.5	43.6	36.6	46.7	47.1	41.1
22	48.8	35.0	39.7	43.7	49.0	46.7	50.2
23	49.4	44.4	34.9	47.5	38.5	40.1	44.5
24	47.2	-	47.2	39.7	-	-	-

10-12	43.9	40.0	39.7	41.7	39.6	40.3	43.7
14-16	42.7	44.7	41.3	44.1	42.1	41.0	42.4
0-24	44.0	39.4	40.7	41.9	42.2	41.4	42.2

Average (ALL)	41.7
Weekday Inter-Peak	42.5

Channel 2 - Southwestbound

85th Percentile

Hr Ending	05/12/2023 Tuesday	06/12/2023 Wednesday	07/12/2023 Thursday	08/12/2023 Friday	09/12/2023 Saturday	10/12/2023 Sunday	11/12/2023 Monday
1	-	46.3	-	50.3	-	-	-
2	-	-	-	-	-	-	-
3	-	-	-	-	-	-	-
4	-	-	-	-	-	-	-
5	-	-	-	-	-	-	-
6	-	-	-	-	44.4	-	-
7	51.1	43.9	50.4	45.4	51.1	-	49.9
8	49.6	43.8	46.3	49.4	53.7	52.8	43.2
9	52.5	44.3	47.8	47.5	49.5	56.2	54.3
10	57.6	41.6	49.6	48.6	44.6	51.9	49.4
11	50.2	45.0	47.9	52.6	49.0	44.6	51.4
12	50.9	46.0	48.0	48.7	46.6	54.5	47.9
13	47.5	45.6	47.5	46.7	41.1	46.4	41.9
14	46.5	46.8	47.3	52.6	47.9	47.6	51.7
15	51.2	49.9	48.4	54.7	51.5	46.4	51.1
16	45.4	49.9	44.3	47.2	50.6	51.2	48.1
17	47.4	43.7	46.0	48.5	53.1	54.6	47.1
18	48.7	43.8	43.5	49.7	58.8	43.3	53.8
19	64.6	42.0	48.1	53.3	48.8	42.6	46.7
20	51.5	44.1	46.0	44.2	46.7	48.0	50.8
21	54.3	44.4	46.6	41.8	59.2	-	45.3
22	53.3	35.8	39.9	48.7	50.1	51.6	53.5
23	63.6	49.8	46.0	-	41.5	42.8	47.4
24	51.9	-	57.7	45.8	-	-	-

10-12	50.6	46.1	48.1	50.6	48.2	52.7	50.1
14-16	48.4	49.9	46.3	51.3	51.1	48.8	49.9
0-24	52.0	46.3	47.7	49.8	50.1	50.3	49.9

85th %ile (ALL)	49.5
Weekday Inter-Peak	49.5

Lincolnshire ATC 84 Middlemarsh Road

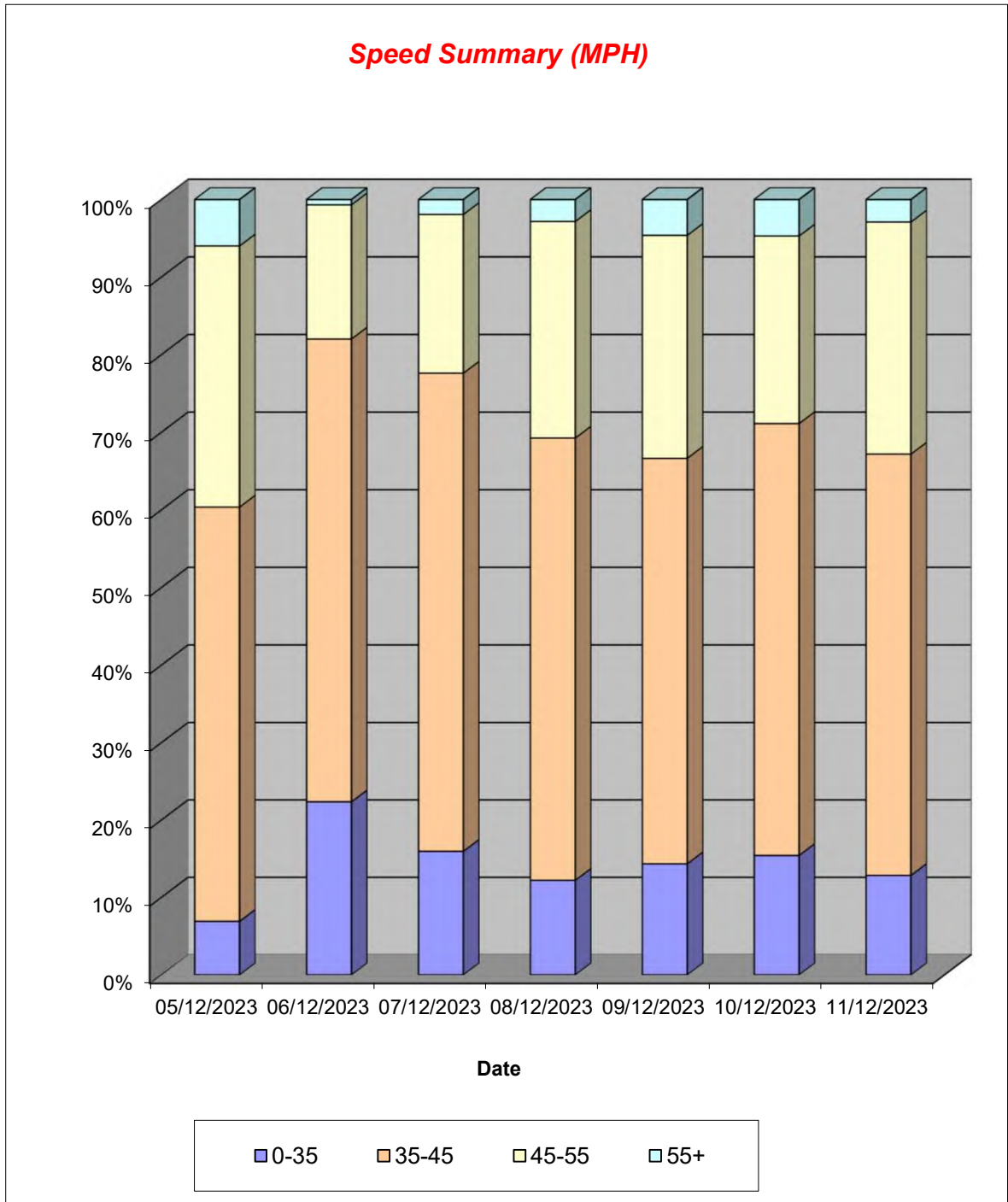
Produced by Road Data Services Ltd.

Channel 2 - Southwestbound

Speed Summary

Week 1

Speed (MPH)	05/12/2023 Tuesday	06/12/2023 Wednesday	07/12/2023 Thursday	08/12/2023 Friday	09/12/2023 Saturday	10/12/2023 Sunday	11/12/2023 Monday
0-35	22	66	50	39	28	23	40
35-45	170	176	193	182	102	83	169
45-55	107	51	64	89	56	36	93
55+	19	2	6	9	9	7	9
TOTAL	318	295	313	319	195	149	311



Lincolnshire ATC 84 Middlemarsh Road

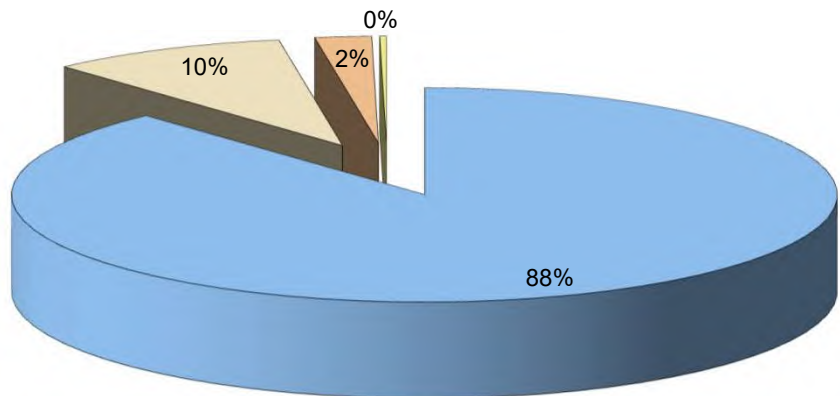
Produced by Road Data Services Ltd.

Channel 2 - Southwestbound

Vehicle Class

Classes Day / Time	Car / LGV / Caravan - 1	MGV - 2	OGV1 / Bus - 3,5,6,7,12	OGV2 - 4,8,9,10,11,13
05/12/2023				
7-19	243	28	9	1
6-22	267	29	9	1
6-24	273	31	9	1
0-24	277	31	9	1
06/12/2023				
7-19	232	32	8	0
6-22	247	34	8	0
6-24	248	35	8	0
0-24	251	36	8	0
07/12/2023				
7-19	241	28	10	2
6-22	259	31	11	2
6-24	267	31	11	2
0-24	268	32	11	2
08/12/2023				
7-19	260	22	5	0
6-22	283	25	5	0
6-24	286	25	5	0
0-24	288	26	5	0
09/12/2023				
7-19	157	17	1	1
6-22	168	19	1	1
6-24	171	19	1	1
0-24	174	19	1	1
10/12/2023				
7-19	124	6	1	0
6-22	136	6	1	0
6-24	139	6	1	0
0-24	142	6	1	0
11/12/2023				
7-19	250	26	7	1
6-22	270	27	7	1
6-24	275	27	7	1
0-24	276	27	7	1
Average				
7-19	215	23	6	1
6-22	233	24	6	1
6-24	237	25	6	1
0-24	239	25	6	1

Total Vehicle Class Distribution



Week 1

TOTAL
- 1-13
281
306
314
318
272
289
291
295
281
303
311
313
287
313
316
319
176
189
192
195
131
143
146
149
284
305
310
311

245
264
269
271

--

Lincolnshire ATC 85, Lowgate Road

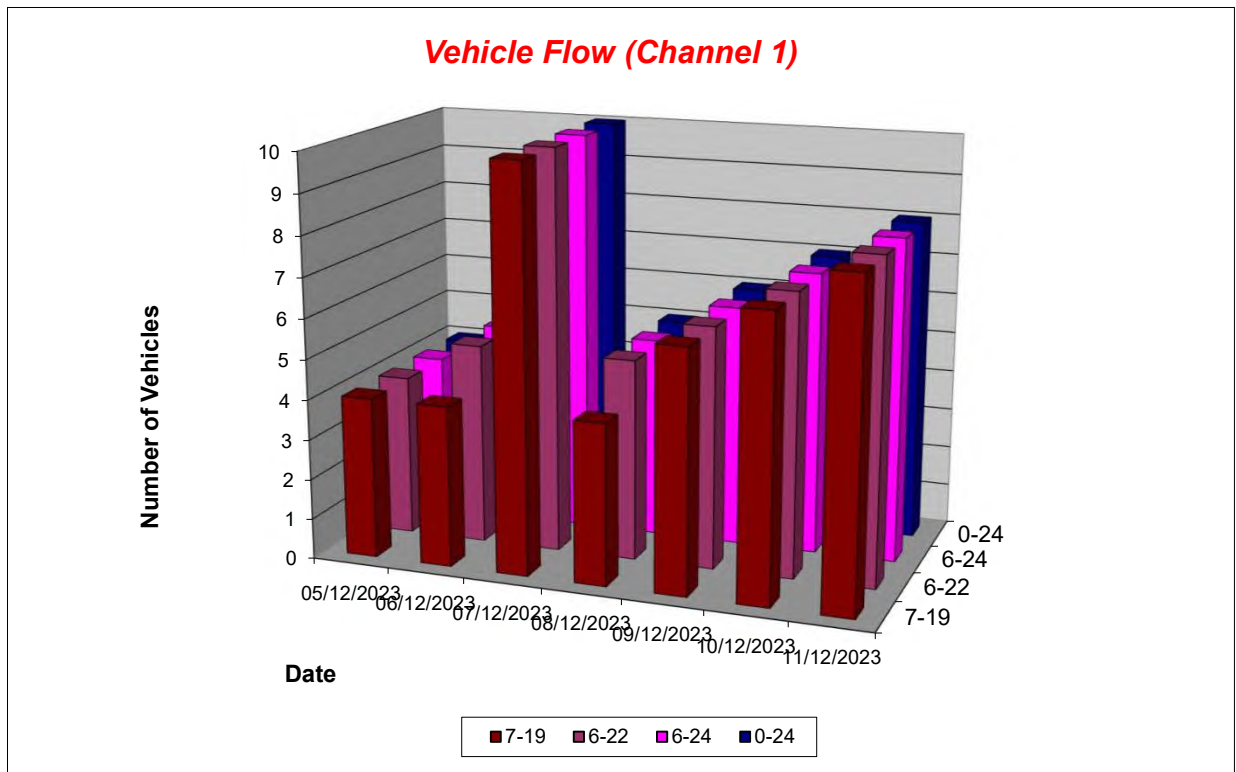
Produced by Road Data Services Ltd.

Channel 1 - Southeastbound

Vehicle Flow

Week 1

Hr Ending	05/12/2023 Tuesday	06/12/2023 Wednesday	07/12/2023 Thursday	08/12/2023 Friday	09/12/2023 Saturday	10/12/2023 Sunday	11/12/2023 Monday	Weekday Average	Average
1	0	0	0	0	0	0	0	0	0
2	0	0	0	0	0	0	0	0	0
3	0	0	0	0	0	0	0	0	0
4	0	0	0	0	0	0	0	0	0
5	0	0	0	0	0	0	0	0	0
6	0	0	0	0	0	0	0	0	0
7	0	1	0	1	0	0	0	0	0
8	1	1	2	1	1	1	2	1	1
9	1	0	1	0	1	1	1	1	1
10	0	1	2	0	1	1	1	1	1
11	0	1	0	0	1	0	0	0	0
12	0	0	0	0	0	0	0	0	0
13	1	0	0	0	1	0	0	0	0
14	1	0	0	1	0	2	2	1	1
15	0	1	2	1	0	0	1	1	1
16	0	0	2	0	0	2	1	1	1
17	0	0	1	0	1	0	0	0	0
18	0	0	0	1	0	0	0	0	0
19	0	0	0	0	0	0	0	0	0
20	0	0	0	0	0	0	0	0	0
21	0	0	0	0	0	0	0	0	0
22	0	0	0	0	0	0	0	0	0
23	0	0	0	0	0	0	0	0	0
24	0	0	0	0	0	0	0	0	0
7-19	4	4	10	4	6	7	8	6	6
6-22	4	5	10	5	6	7	8	6	6
6-24	4	5	10	5	6	7	8	6	6
0-24	4	5	10	5	6	7	8	6	6



Lincolnshire ATC 85, Lowgate Road

Produced by Road Data Services Ltd.

Channel 1 - Southeastbound

Average Speed

Week 1

Hr Ending	05/12/2023 Tuesday	06/12/2023 Wednesday	07/12/2023 Thursday	08/12/2023 Friday	09/12/2023 Saturday	10/12/2023 Sunday	11/12/2023 Monday
1	-	-	-	-	-	-	-
2	-	-	-	-	-	-	-
3	-	-	-	-	-	-	-
4	-	-	-	-	-	-	-
5	-	-	-	-	-	-	-
6	-	-	-	-	-	-	-
7	-	26.1	-	22.7	-	-	-
8	24.5	22.2	24.0	20.2	20.6	16.4	25.0
9	18.4	-	19.4	-	21.7	21.7	26.9
10	-	11.8	24.5	-	23.1	19.0	15.4
11	-	28.3	-	-	33.4	-	-
12	-	-	-	-	-	-	-
13	21.0	-	-	-	26.7	-	-
14	20.1	-	-	27.1	-	28.7	26.0
15	-	26.6	25.2	33.0	-	-	17.7
16	-	-	18.9	-	-	17.0	19.7
17	-	-	23.8	-	13.8	-	-
18	-	-	-	24.4	-	-	-
19	-	-	-	-	-	-	-
20	-	-	-	-	-	-	-
21	-	-	-	-	-	-	-
22	-	-	-	-	-	-	-
23	-	-	-	-	-	-	-
24	-	-	-	-	-	-	-

10-12	-	28.3	-	-	33.4	-	-
14-16	-	26.6	22.0	33.0	-	17.0	18.7
0-24	21.0	23.0	22.8	25.5	23.2	21.2	22.7

Average (ALL)	22.8
Weekday Inter-Peak	23.7

Channel 1 - Southeastbound

85th Percentile

Hr Ending	05/12/2023 Tuesday	06/12/2023 Wednesday	07/12/2023 Thursday	08/12/2023 Friday	09/12/2023 Saturday	10/12/2023 Sunday	11/12/2023 Monday
1	-	-	-	-	-	-	-
2	-	-	-	-	-	-	-
3	-	-	-	-	-	-	-
4	-	-	-	-	-	-	-
5	-	-	-	-	-	-	-
6	-	-	-	-	-	-	-
7	-	-	-	-	-	-	-
8	-	-	26.2	-	-	-	29.4
9	-	-	-	-	-	-	-
10	-	-	26.7	-	-	-	-
11	-	-	-	-	-	-	-
12	-	-	-	-	-	-	-
13	-	-	-	-	-	-	-
14	-	-	-	-	-	30.2	31.6
15	-	-	28.7	-	-	-	-
16	-	-	28.3	-	-	24.5	-
17	-	-	-	-	-	-	-
18	-	-	-	-	-	-	-
19	-	-	-	-	-	-	-
20	-	-	-	-	-	-	-
21	-	-	-	-	-	-	-
22	-	-	-	-	-	-	-
23	-	-	-	-	-	-	-
24	-	-	-	-	-	-	-

10-12	-	-	-	-	-	-	-
14-16	-	-	29.8	-	-	24.5	19.7
0-24	23.3	29.2	28.2	30.0	29.4	27.8	28.3

85th %ile (ALL)	28.5
Weekday Inter-Peak	30.7

Lincolnshire ATC 85, Lowgate Road

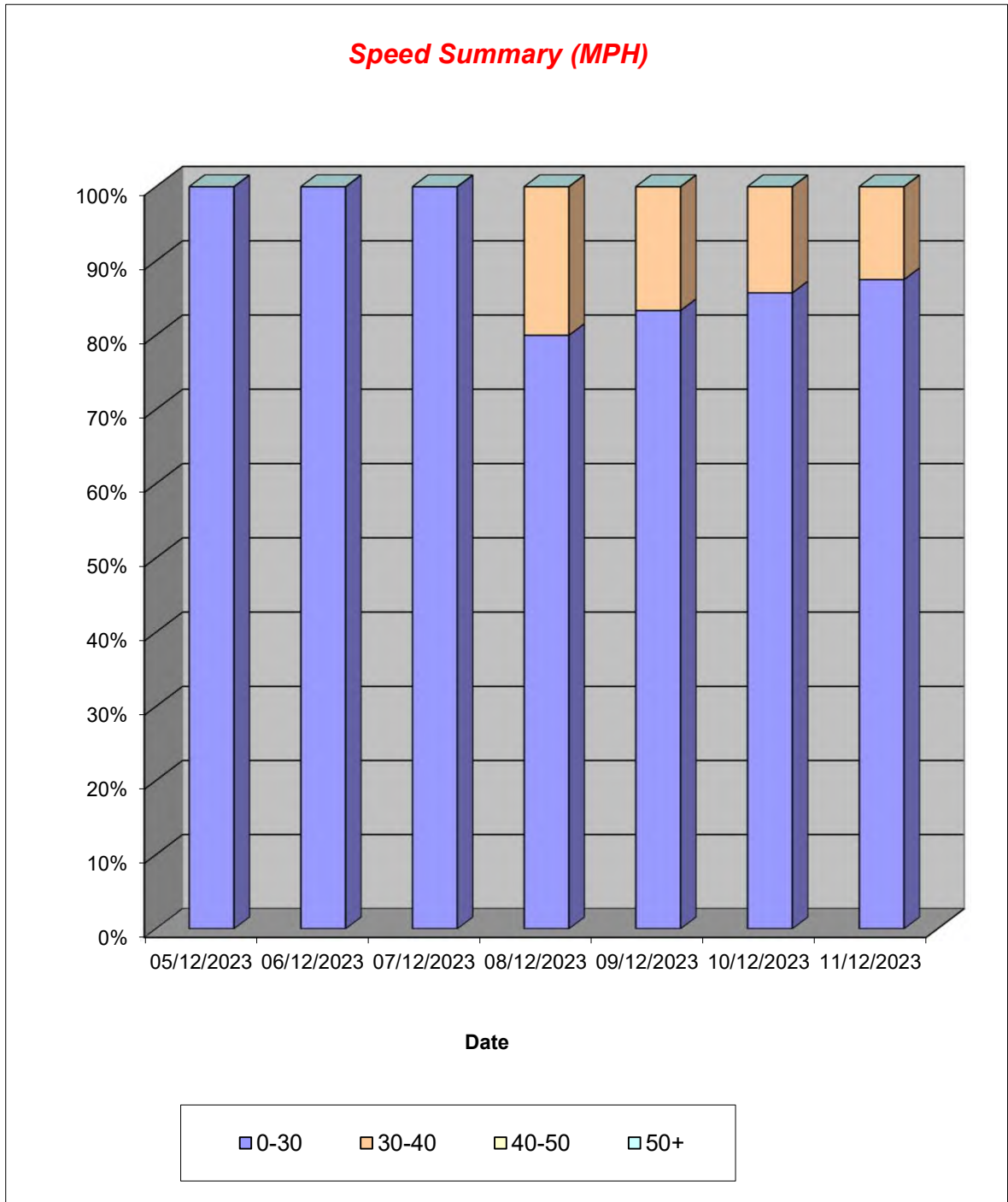
Produced by Road Data Services Ltd.

Channel 1 - Southeastbound

Speed Summary

Week 1

Speed (MPH)	05/12/2023 Tuesday	06/12/2023 Wednesday	07/12/2023 Thursday	08/12/2023 Friday	09/12/2023 Saturday	10/12/2023 Sunday	11/12/2023 Monday
0-30	4	5	10	4	5	6	7
30-40	0	0	0	1	1	1	1
40-50	0	0	0	0	0	0	0
50+	0	0	0	0	0	0	0
TOTAL	4	5	10	5	6	7	8



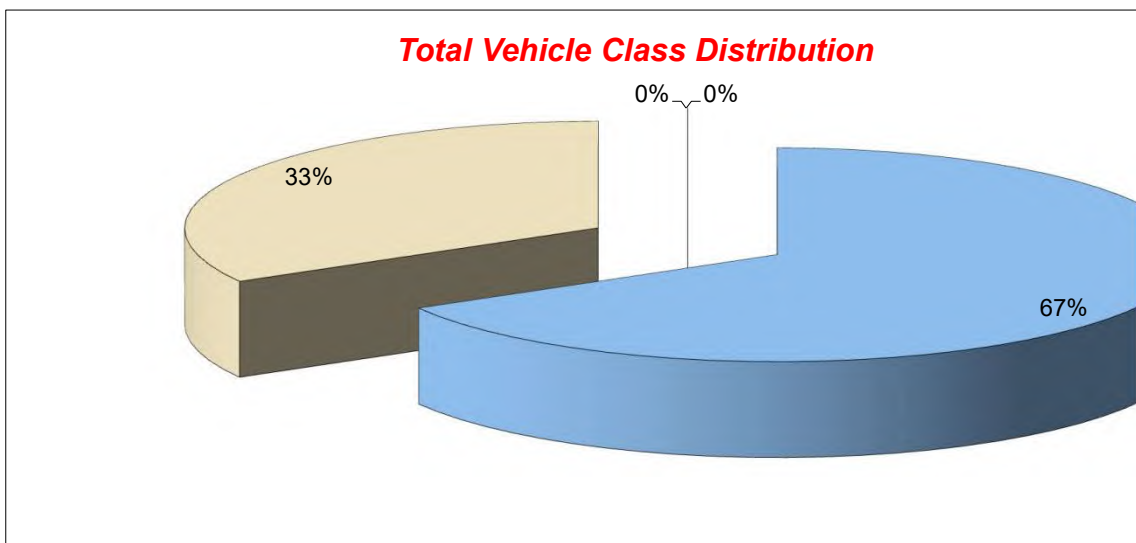
Lincolnshire ATC 85, Lowgate Road

Produced by Road Data Services Ltd.

Channel 1 - Southeastbound

Vehicle Class

Classes Day / Time	Car / LGV / Caravan - 1	MGV - 2	OGV1 / Bus - 3,5,6,7,12	OGV2 - 4,8,9,10,11,13
05/12/2023				
7-19	3	1	0	0
6-22	3	1	0	0
6-24	3	1	0	0
0-24	3	1	0	0
06/12/2023				
7-19	0	4	0	0
6-22	1	4	0	0
6-24	1	4	0	0
0-24	1	4	0	0
07/12/2023				
7-19	8	2	0	0
6-22	8	2	0	0
6-24	8	2	0	0
0-24	8	2	0	0
08/12/2023				
7-19	2	2	0	0
6-22	3	2	0	0
6-24	3	2	0	0
0-24	3	2	0	0
09/12/2023				
7-19	4	2	0	0
6-22	4	2	0	0
6-24	4	2	0	0
0-24	4	2	0	0
10/12/2023				
7-19	5	2	0	0
6-22	5	2	0	0
6-24	5	2	0	0
0-24	5	2	0	0
11/12/2023				
7-19	6	2	0	0
6-22	6	2	0	0
6-24	6	2	0	0
0-24	6	2	0	0
Average				
7-19	4	2	0	0
6-22	4	2	0	0
6-24	4	2	0	0
0-24	4	2	0	0



Week 1

TOTAL - 1-13
4
4
4
4
4
5
5
5
10
10
10
10
4
5
5
5
6
6
6
6
7
7
7
7
8
8
8
8

6
6
6
6



Lincolnshire ATC 85, Lowgate Road

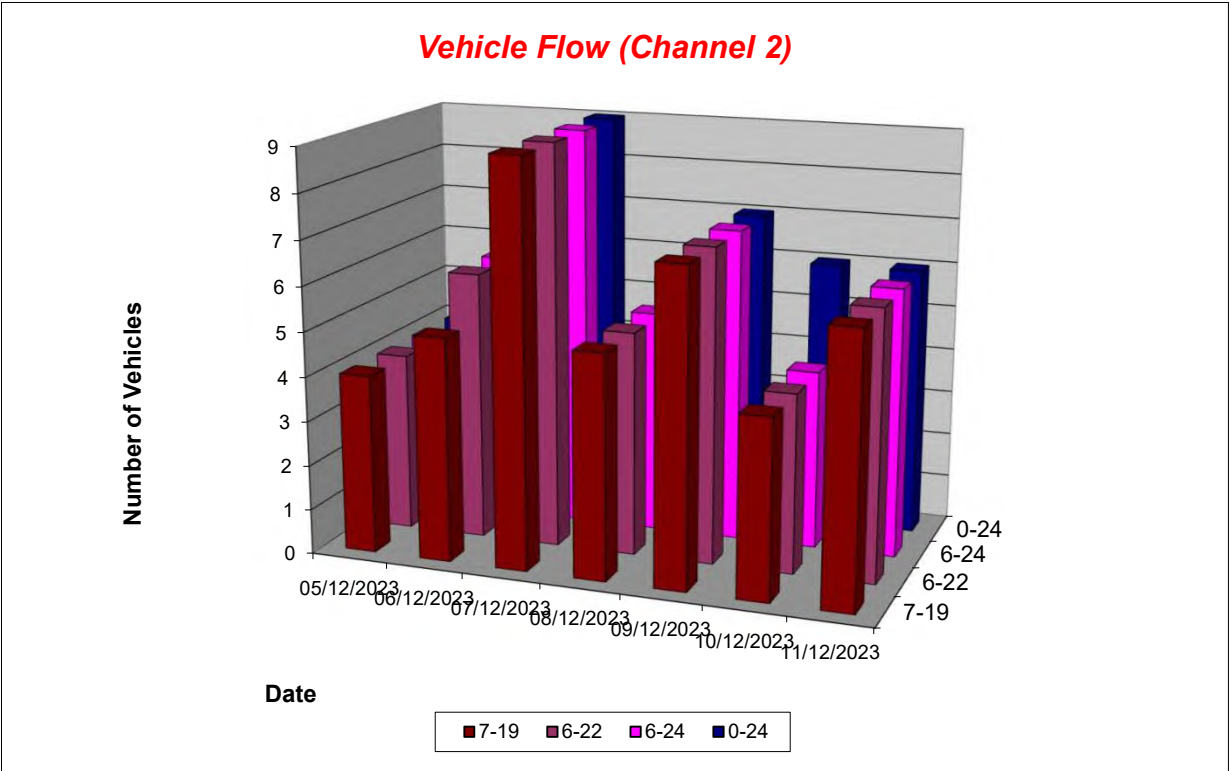
Produced by Road Data Services Ltd.

Channel 2 - Northwestbound

Vehicle Flow

Week 1

Hr Ending	05/12/2023 Tuesday	06/12/2023 Wednesday	07/12/2023 Thursday	08/12/2023 Friday	09/12/2023 Saturday	10/12/2023 Sunday	11/12/2023 Monday	Weekday Average	Average
1	0	0	0	0	0	0	0	0	0
2	0	0	0	0	0	0	0	0	0
3	0	0	0	0	0	2	0	0	0
4	0	0	0	0	0	0	0	0	0
5	0	0	0	0	0	0	0	0	0
6	0	0	0	0	0	0	0	0	0
7	0	0	0	0	0	0	0	0	0
8	0	0	0	0	0	0	0	0	0
9	0	1	1	0	0	0	0	0	0
10	0	0	2	0	0	0	1	1	0
11	0	1	0	0	1	0	0	0	0
12	2	0	1	1	1	2	0	1	1
13	0	0	1	0	2	0	1	0	1
14	0	0	0	1	0	0	2	1	0
15	0	2	1	1	0	0	0	1	1
16	0	0	0	0	0	1	0	0	0
17	1	0	2	1	2	0	1	1	1
18	1	1	1	1	1	1	1	1	1
19	0	0	0	0	0	0	0	0	0
20	0	1	0	0	0	0	0	0	0
21	0	0	0	0	0	0	0	0	0
22	0	0	0	0	0	0	0	0	0
23	0	0	0	0	0	0	0	0	0
24	0	0	0	0	0	0	0	0	0
7-19	4	5	9	5	7	4	6	6	6
6-22	4	6	9	5	7	4	6	6	6
6-24	4	6	9	5	7	4	6	6	6
0-24	4	6	9	5	7	6	6	6	6



Lincolnshire ATC 85, Lowgate Road

Produced by Road Data Services Ltd.

Channel 2 - Northwestbound

Average Speed

Week 1

Hr Ending	05/12/2023 Tuesday	06/12/2023 Wednesday	07/12/2023 Thursday	08/12/2023 Friday	09/12/2023 Saturday	10/12/2023 Sunday	11/12/2023 Monday
1	-	-	-	-	-	-	-
2	-	-	-	-	-	-	-
3	-	-	-	-	-	32.0	-
4	-	-	-	-	-	-	-
5	-	-	-	-	-	-	-
6	-	-	-	-	-	-	-
7	-	-	-	-	-	-	-
8	-	-	-	-	-	-	-
9	-	18.9	8.6	-	-	-	-
10	-	-	25.3	-	-	-	18.3
11	-	29.5	-	-	24.4	-	-
12	17.1	-	16.1	17.6	21.5	12.9	-
13	-	-	26.4	-	18.8	-	23.5
14	-	-	-	20.5	-	-	23.9
15	-	17.1	27.2	32.1	-	-	-
16	-	-	-	-	-	15.4	-
17	21.1	-	23.4	20.7	23.2	-	22.7
18	11.2	21.6	24.1	23.5	32.8	29.6	25.2
19	-	-	-	-	-	-	-
20	-	19.4	-	-	-	-	-
21	-	-	-	-	-	-	-
22	-	-	-	-	-	-	-
23	-	-	-	-	-	-	-
24	-	-	-	-	-	-	-

10-12	17.1	29.5	16.1	17.6	23.0	12.9	-
14-16	-	17.1	27.2	32.1	-	15.4	-
0-24	16.6	20.6	22.2	22.9	23.2	22.4	22.9

Average (ALL)	21.8
Weekday Inter-Peak	21.2

Channel 2 - Northwestbound

85th Percentile

Hr Ending	05/12/2023 Tuesday	06/12/2023 Wednesday	07/12/2023 Thursday	08/12/2023 Friday	09/12/2023 Saturday	10/12/2023 Sunday	11/12/2023 Monday
1	-	-	-	-	-	-	-
2	-	-	-	-	-	-	-
3	-	-	-	-	-	33.9	-
4	-	-	-	-	-	-	-
5	-	-	-	-	-	-	-
6	-	-	-	-	-	-	-
7	-	-	-	-	-	-	-
8	-	-	-	-	-	-	-
9	-	-	-	-	-	-	-
10	-	-	27.4	-	-	-	-
11	-	-	-	-	-	-	-
12	18.5	-	-	-	-	15.6	-
13	-	-	-	-	22.5	-	-
14	-	-	-	-	-	-	34.0
15	-	28.1	-	-	-	-	-
16	-	-	-	-	-	-	-
17	-	-	24.3	-	23.4	-	-
18	-	-	-	-	-	-	-
19	-	-	-	-	-	-	-
20	-	-	-	-	-	-	-
21	-	-	-	-	-	-	-
22	-	-	-	-	-	-	-
23	-	-	-	-	-	-	-
24	-	-	-	-	-	-	-

10-12	18.5	-	-	-	24.5	15.6	-
14-16	-	28.1	-	-	-	-	-
0-24	20.4	28.3	28.2	28.1	28.2	31.7	29.1

85th %ile (ALL)	28.6
Weekday Inter-Peak	29.4

Lincolnshire ATC 85, Lowgate Road

Produced by Road Data Services Ltd.

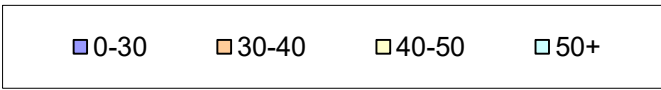
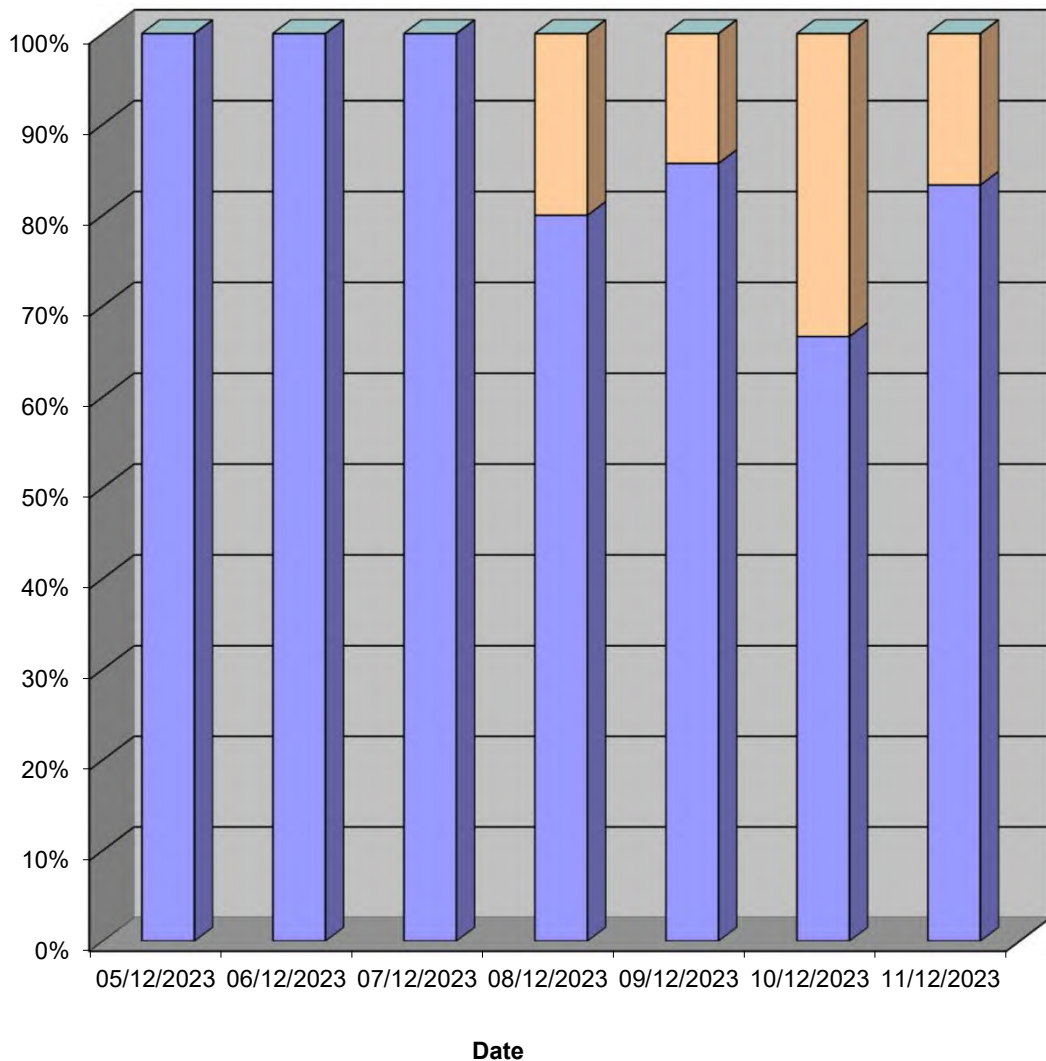
Channel 2 - Northwestbound

Speed Summary

Week 1

Speed (MPH)	05/12/2023 Tuesday	06/12/2023 Wednesday	07/12/2023 Thursday	08/12/2023 Friday	09/12/2023 Saturday	10/12/2023 Sunday	11/12/2023 Monday
0-30	4	6	9	4	6	4	5
30-40	0	0	0	1	1	2	1
40-50	0	0	0	0	0	0	0
50+	0	0	0	0	0	0	0
TOTAL	4	6	9	5	7	6	6

Speed Summary (MPH)



Lincolnshire ATC 85, Lowgate Road

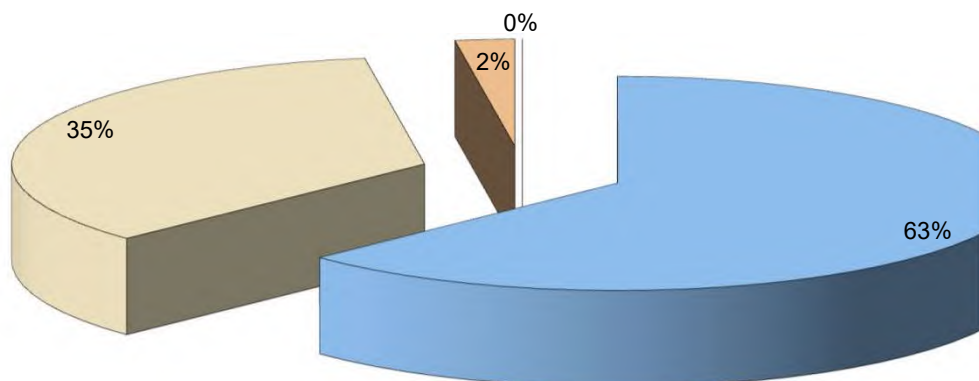
Produced by Road Data Services Ltd.

Channel 2 - Northwestbound

Vehicle Class

Classes Day / Time	Car / LGV / Caravan - 1	MGV - 2	OGV1 / Bus - 3,5,6,7,12	OGV2 - 4,8,9,10,11,13
05/12/2023				
7-19	3	1	0	0
6-22	3	1	0	0
6-24	3	1	0	0
0-24	3	1	0	0
06/12/2023				
7-19	1	4	0	0
6-22	2	4	0	0
6-24	2	4	0	0
0-24	2	4	0	0
07/12/2023				
7-19	6	2	1	0
6-22	6	2	1	0
6-24	6	2	1	0
0-24	6	2	1	0
08/12/2023				
7-19	3	2	0	0
6-22	3	2	0	0
6-24	3	2	0	0
0-24	3	2	0	0
09/12/2023				
7-19	5	2	0	0
6-22	5	2	0	0
6-24	5	2	0	0
0-24	5	2	0	0
10/12/2023				
7-19	2	2	0	0
6-22	2	2	0	0
6-24	2	2	0	0
0-24	4	2	0	0
11/12/2023				
7-19	4	2	0	0
6-22	4	2	0	0
6-24	4	2	0	0
0-24	4	2	0	0
Average				
7-19	3	2	0	0
6-22	4	2	0	0
6-24	4	2	0	0
0-24	4	2	0	0

Total Vehicle Class Distribution



Week 1

TOTAL
- 1-13
4
4
4
4
5
6
6
6
9
9
9
9
5
5
5
5
7
7
7
7
4
4
4
6
6
6
6
6

6
6
6
6



Lincolnshire ATC 86, Langham Road

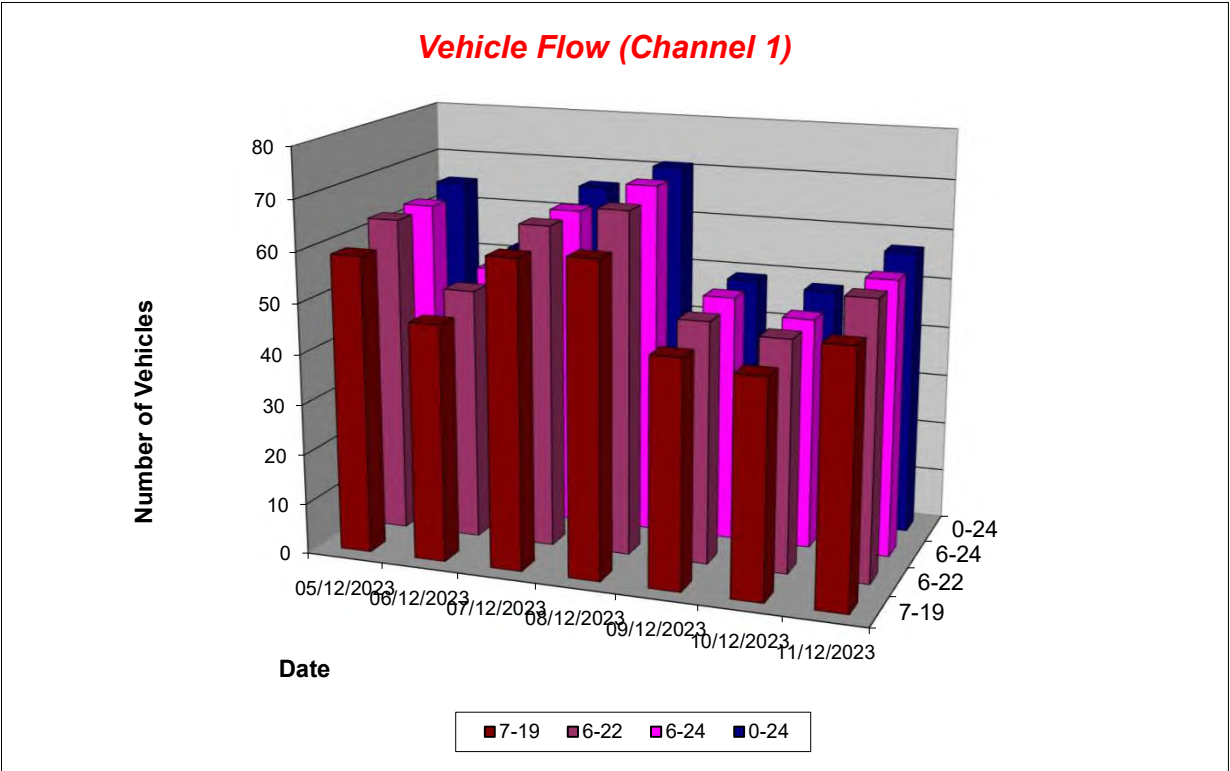
Produced by Road Data Services Ltd.

Channel 1 - Southeastbound

Vehicle Flow

Week 1

Hr Ending	05/12/2023 Tuesday	06/12/2023 Wednesday	07/12/2023 Thursday	08/12/2023 Friday	09/12/2023 Saturday	10/12/2023 Sunday	11/12/2023 Monday	Weekday Average	Average
1	0	0	0	0	0	0	0	0	0
2	0	0	0	0	0	0	0	0	0
3	0	0	0	0	0	2	0	0	0
4	0	0	0	0	0	0	0	0	0
5	0	0	1	0	0	0	0	0	0
6	2	1	1	1	0	0	2	1	1
7	2	2	1	1	1	0	1	1	1
8	2	2	2	5	1	0	2	3	2
9	5	3	8	4	3	2	4	5	4
10	5	3	6	5	3	6	1	4	4
11	3	5	6	3	5	4	5	4	4
12	8	4	2	6	3	4	6	5	5
13	7	5	5	10	6	5	6	7	6
14	6	3	5	5	3	9	5	5	5
15	6	2	8	3	6	2	4	5	4
16	5	7	6	6	2	5	8	6	6
17	4	4	4	5	3	4	4	4	4
18	6	6	3	6	7	2	3	5	5
19	2	3	6	4	3	0	2	3	3
20	2	1	1	2	1	0	2	2	1
21	0	0	1	3	0	3	2	1	1
22	0	0	0	0	1	0	0	0	0
23	0	0	0	2	0	0	0	0	0
24	0	1	0	0	1	0	0	0	0
7-19	59	47	61	62	45	43	50	56	52
6-22	63	50	64	68	48	46	55	60	56
6-24	63	51	64	70	49	46	55	61	57
0-24	65	52	66	71	49	48	57	62	58



Lincolnshire ATC 86, Langham Road

Produced by Road Data Services Ltd.

Channel 1 - Southeastbound

Average Speed

Week 1

Hr Ending	05/12/2023 Tuesday	06/12/2023 Wednesday	07/12/2023 Thursday	08/12/2023 Friday	09/12/2023 Saturday	10/12/2023 Sunday	11/12/2023 Monday
1	-	-	-	-	-	-	-
2	-	-	-	-	-	-	-
3	-	-	-	-	-	25.6	-
4	-	-	-	-	-	-	-
5	-	-	29.3	-	-	-	-
6	29.8	22.2	31.7	29.7	-	-	30.4
7	35.5	31.2	28.5	37.9	24.9	-	40.7
8	35.1	24.3	28.4	31.2	36.4	-	33.9
9	24.5	22.8	26.0	27.9	23.4	19.3	23.9
10	36.8	20.7	30.1	34.4	20.8	33.2	32.5
11	26.0	24.7	26.0	21.9	36.0	26.8	22.5
12	31.2	31.3	35.2	30.5	27.3	26.5	30.9
13	35.2	27.6	26.4	30.6	31.1	30.3	28.5
14	34.3	32.7	27.7	33.2	31.6	27.3	23.1
15	25.7	19.9	27.7	32.0	30.4	35.3	32.3
16	33.2	29.6	35.7	24.5	30.4	33.6	29.9
17	28.0	27.7	24.6	26.4	30.6	31.2	31.5
18	22.9	19.2	21.8	25.1	30.8	23.0	23.2
19	30.9	31.7	31.4	32.4	35.4	-	33.0
20	29.5	28.7	39.7	35.7	37.3	-	33.1
21	-	-	26.2	33.2	-	32.0	30.8
22	-	-	-	-	34.1	-	-
23	-	-	-	34.7	-	-	-
24	-	31.2	-	-	32.3	-	-

10-12	29.8	27.6	28.3	27.6	32.8	26.7	27.1
14-16	29.1	27.5	31.1	27.0	30.4	34.1	30.7
0-24	30.4	26.5	28.6	29.9	30.6	29.3	28.8

Average (ALL)	29.2
Weekday Inter-Peak	28.8

Channel 1 - Southeastbound

85th Percentile

Hr Ending	05/12/2023 Tuesday	06/12/2023 Wednesday	07/12/2023 Thursday	08/12/2023 Friday	09/12/2023 Saturday	10/12/2023 Sunday	11/12/2023 Monday
1	-	-	-	-	-	-	-
2	-	-	-	-	-	-	-
3	-	-	-	-	-	25.9	-
4	-	-	-	-	-	-	-
5	-	-	-	-	-	-	-
6	33.3	-	-	-	-	-	33.1
7	44.1	42.3	-	-	-	-	-
8	36.5	26.7	32.9	35.0	-	-	36.9
9	30.8	29.0	30.9	34.8	35.4	20.8	31.5
10	44.8	25.9	34.9	40.9	26.8	40.1	-
11	26.6	29.7	29.6	28.9	40.9	29.3	32.0
12	37.1	37.7	35.9	34.9	41.6	34.9	42.4
13	45.0	37.5	30.1	35.4	36.9	34.0	36.4
14	36.7	35.6	33.7	37.5	34.1	31.9	27.3
15	32.4	35.1	29.9	38.7	36.1	37.8	43.2
16	38.4	36.3	42.1	32.8	32.9	37.5	35.8
17	34.0	33.5	29.4	29.9	36.1	38.4	37.1
18	30.8	28.0	25.3	28.3	40.8	27.8	39.8
19	34.5	39.4	36.9	40.7	41.8	-	39.2
20	37.9	-	-	36.2	-	-	33.9
21	-	-	-	38.4	-	40.7	36.9
22	-	-	-	-	-	-	-
23	-	-	-	36.7	-	-	-
24	-	-	-	-	-	-	-

10-12	35.4	34.2	33.5	34.4	43.4	32.9	38.6
14-16	36.3	37.7	37.2	35.6	35.5	37.8	38.7
0-24	38.4	35.2	34.5	36.6	39.1	36.0	38.0

85th %ile (ALL)	37.0
Weekday Inter-Peak	36.8

Lincolnshire ATC 86, Langham Road

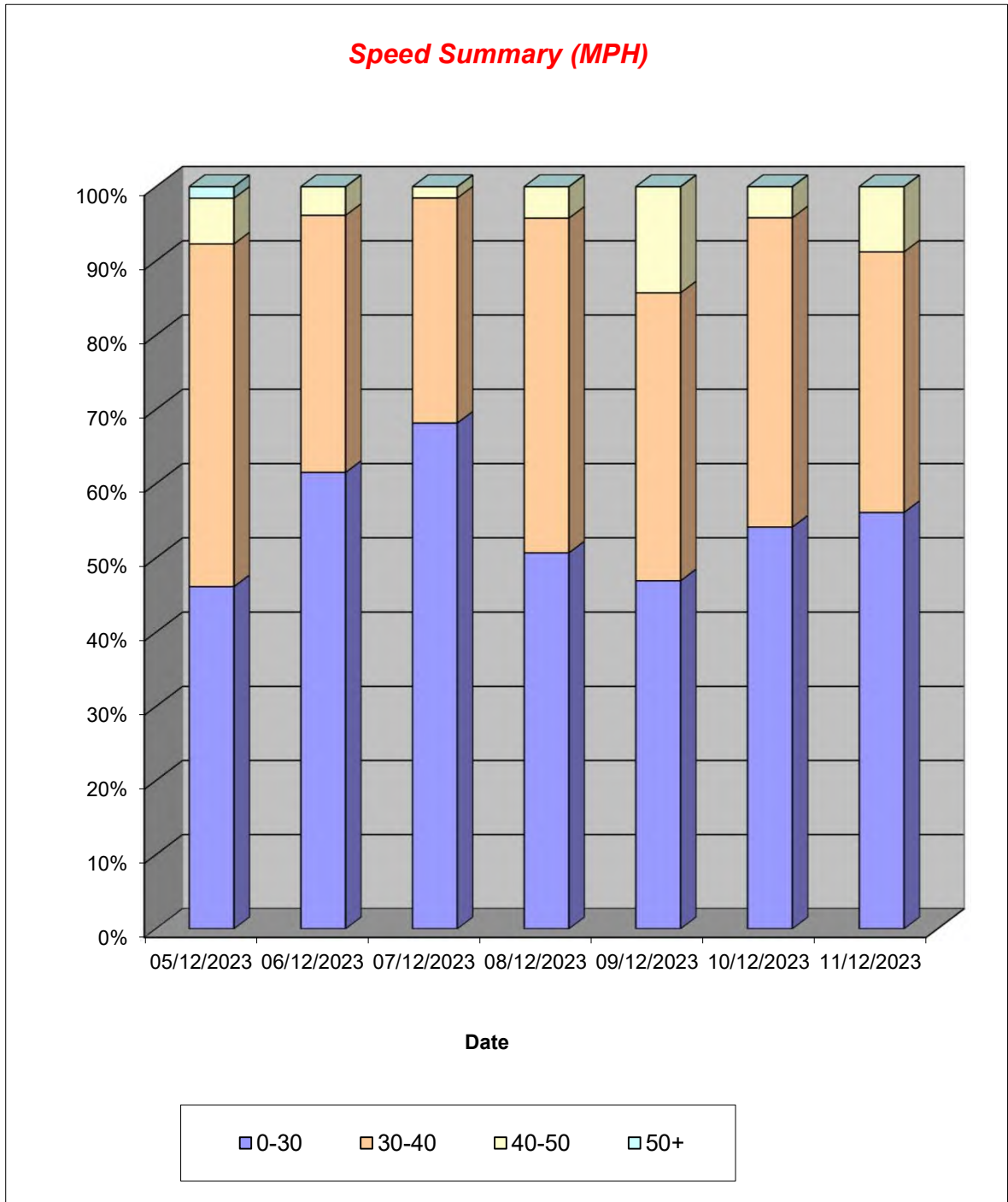
Produced by Road Data Services Ltd.

Channel 1 - Southeastbound

Speed Summary

Week 1

Speed (MPH)	05/12/2023 Tuesday	06/12/2023 Wednesday	07/12/2023 Thursday	08/12/2023 Friday	09/12/2023 Saturday	10/12/2023 Sunday	11/12/2023 Monday
0-30	30	32	45	36	23	26	32
30-40	30	18	20	32	19	20	20
40-50	4	2	1	3	7	2	5
50+	1	0	0	0	0	0	0
TOTAL	65	52	66	71	49	48	57



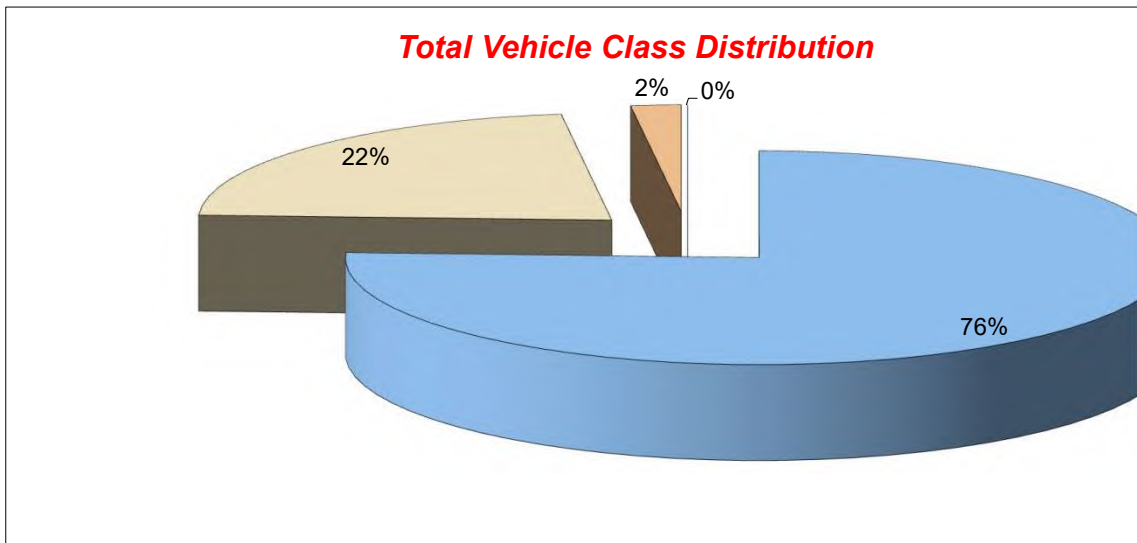
Lincolnshire ATC 86, Langham Road

Produced by Road Data Services Ltd.

Channel 1 - Southeastbound

Vehicle Class


Classes Day / Time	Car / LGV / Caravan - 1	MGV - 2	OGV1 / Bus - 3,5,6,7,12	OGV2 - 4,8,9,10,11,13
05/12/2023				
7-19	43	16	0	0
6-22	46	17	0	0
6-24	46	17	0	0
0-24	48	17	0	0
06/12/2023				
7-19	31	14	2	0
6-22	34	14	2	0
6-24	35	14	2	0
0-24	35	15	2	0
07/12/2023				
7-19	44	14	3	0
6-22	46	14	4	0
6-24	46	14	4	0
0-24	47	15	4	0
08/12/2023				
7-19	45	15	2	0
6-22	49	17	2	0
6-24	51	17	2	0
0-24	52	17	2	0
09/12/2023				
7-19	34	11	0	0
6-22	37	11	0	0
6-24	38	11	0	0
0-24	38	11	0	0
10/12/2023				
7-19	36	7	0	0
6-22	39	7	0	0
6-24	39	7	0	0
0-24	41	7	0	0
11/12/2023				
7-19	41	9	0	0
6-22	46	9	0	0
6-24	46	9	0	0
0-24	48	9	0	0
Average				
7-19	39	12	1	0
6-22	42	13	1	0
6-24	43	13	1	0
0-24	44	13	1	0



Week 1

TOTAL
- 1-13
59
63
63
65
47
50
51
52
61
64
64
66
62
68
70
71
45
48
49
49
43
46
46
48
50
55
55
57

52
56
57
58



Lincolnshire ATC 86, Langham Road

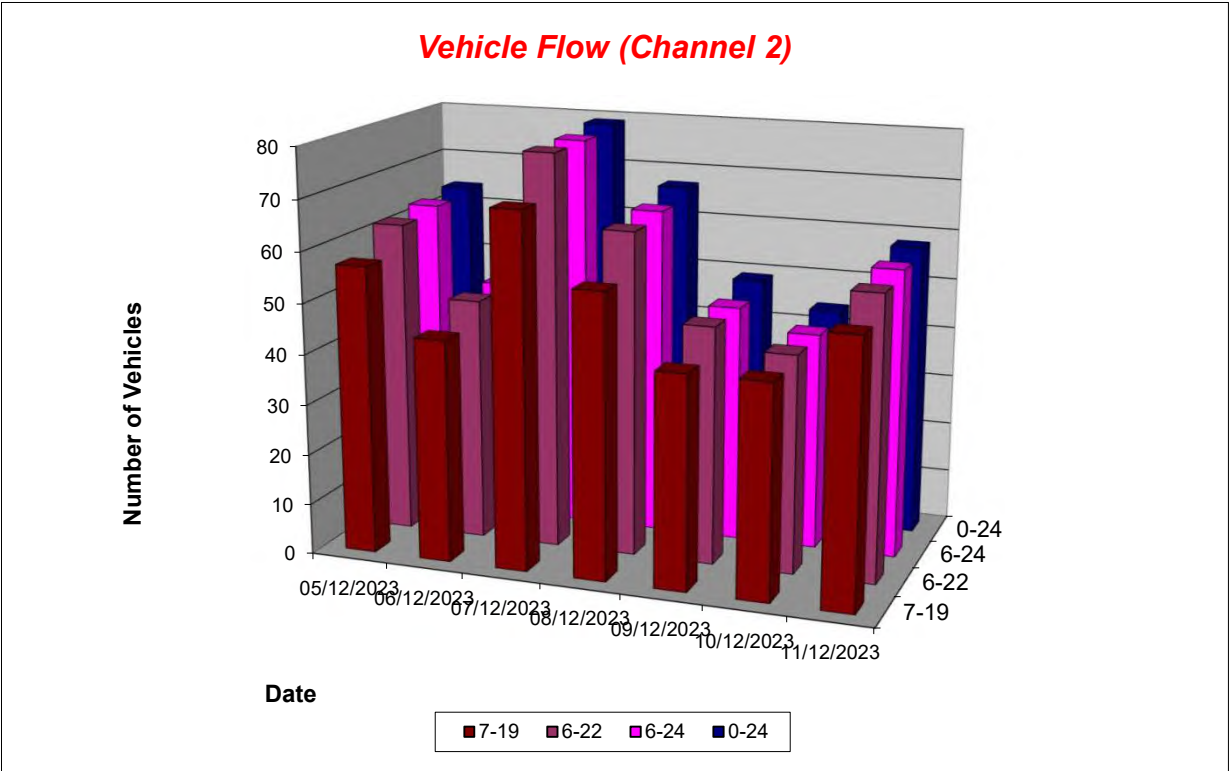
Produced by Road Data Services Ltd.

Channel 2 - Northwestbound

Vehicle Flow

Week 1

Hr Ending	05/12/2023 Tuesday	06/12/2023 Wednesday	07/12/2023 Thursday	08/12/2023 Friday	09/12/2023 Saturday	10/12/2023 Sunday	11/12/2023 Monday	Weekday Average	Average
1	0	0	0	1	0	1	0	0	0
2	0	0	0	0	0	0	0	0	0
3	0	0	0	0	0	0	0	0	0
4	0	0	0	0	1	0	0	0	0
5	0	0	0	0	1	0	0	0	0
6	1	0	1	1	0	0	1	1	1
7	0	1	3	2	0	0	0	1	1
8	3	3	5	4	3	2	4	4	3
9	3	2	5	2	5	2	6	4	4
10	8	9	6	10	4	5	3	7	6
11	4	3	4	3	1	4	1	3	3
12	2	3	7	7	4	2	3	4	4
13	5	1	6	2	2	4	6	4	4
14	6	2	5	2	5	3	8	5	4
15	4	4	5	9	4	5	5	5	5
16	7	5	13	9	5	6	6	8	7
17	6	7	7	4	5	5	4	6	5
18	4	3	4	2	1	2	4	3	3
19	5	2	3	2	3	2	2	3	3
20	2	2	0	1	2	0	0	1	1
21	2	1	4	5	2	0	3	3	2
22	1	0	1	0	1	1	1	1	1
23	0	0	0	1	0	0	0	0	0
24	1	0	0	0	0	0	1	0	0
7-19	57	44	70	56	42	42	52	56	52
6-22	62	48	78	64	47	43	56	62	57
6-24	63	48	78	65	47	43	57	62	57
0-24	64	48	79	67	49	44	58	63	58



Lincolnshire ATC 86, Langham Road

Produced by Road Data Services Ltd.

Channel 2 - Northwestbound

Average Speed

Week 1

Hr Ending	05/12/2023 Tuesday	06/12/2023 Wednesday	07/12/2023 Thursday	08/12/2023 Friday	09/12/2023 Saturday	10/12/2023 Sunday	11/12/2023 Monday
1	-	-	-	25.3	-	28.0	-
2	-	-	-	-	-	-	-
3	-	-	-	-	-	-	-
4	-	-	-	-	40.2	-	-
5	-	-	-	-	32.6	-	-
6	35.6	-	36.7	33.1	-	-	38.0
7	-	22.2	28.8	29.5	-	-	-
8	18.9	23.6	26.3	27.9	26.3	25.6	24.4
9	28.4	22.5	33.6	42.5	28.6	34.2	33.5
10	27.6	21.2	24.0	30.8	24.9	27.6	20.1
11	25.4	26.4	26.8	26.2	33.8	28.7	30.0
12	29.2	31.8	33.3	30.9	38.3	39.7	29.0
13	27.7	29.1	34.2	30.7	39.5	30.8	30.9
14	34.4	29.0	34.9	42.4	32.2	33.6	29.0
15	22.2	25.9	28.6	24.8	29.5	32.9	29.5
16	32.9	33.2	31.9	30.1	31.8	29.8	30.2
17	30.0	30.7	32.1	26.8	30.8	33.2	32.6
18	37.6	33.0	31.3	32.7	36.5	31.8	39.9
19	34.8	25.8	29.9	31.8	36.0	34.5	29.2
20	29.2	23.0	-	33.3	39.8	-	-
21	28.4	33.4	32.1	38.1	32.4	-	28.0
22	37.0	-	42.1	-	31.1	29.2	28.2
23	-	-	-	33.6	-	-	-
24	27.6	-	-	-	-	-	31.3

10-12	26.7	29.1	30.9	29.5	37.4	32.4	29.3
14-16	29.0	29.9	31.0	27.5	30.8	31.2	29.9
0-24	29.8	27.2	31.1	30.6	32.1	31.2	30.2

Average (ALL)	30.4
Weekday Inter-Peak	29.4

Channel 2 - Northwestbound

85th Percentile

Hr Ending	05/12/2023 Tuesday	06/12/2023 Wednesday	07/12/2023 Thursday	08/12/2023 Friday	09/12/2023 Saturday	10/12/2023 Sunday	11/12/2023 Monday
1	-	-	-	-	-	-	-
2	-	-	-	-	-	-	-
3	-	-	-	-	-	-	-
4	-	-	-	-	-	-	-
5	-	-	-	-	-	-	-
6	-	-	-	-	-	-	-
7	-	-	31.2	29.8	-	-	-
8	27.2	28.8	30.9	33.8	35.2	29.6	27.5
9	34.0	23.5	38.7	59.5	35.9	40.8	39.0
10	34.2	29.1	32.8	37.4	30.9	39.9	28.8
11	34.3	31.8	28.7	34.8	-	36.7	-
12	31.9	33.6	36.9	32.4	41.0	41.5	43.5
13	32.1	-	41.9	34.2	40.8	36.4	36.3
14	40.7	48.7	44.7	44.6	36.1	40.5	40.2
15	31.1	33.0	31.4	38.1	38.8	36.2	37.6
16	36.5	38.4	39.1	33.4	38.3	38.8	33.9
17	33.0	42.0	37.3	29.8	35.1	42.2	40.0
18	43.2	36.1	37.6	39.4	-	35.9	45.7
19	40.3	30.9	33.5	35.3	38.0	39.5	33.5
20	29.7	24.6	-	-	45.9	-	-
21	28.5	-	38.1	40.0	35.1	-	35.0
22	-	-	-	-	-	-	-
23	-	-	-	-	-	-	-
24	-	-	-	-	-	-	-

10-12	34.4	34.0	35.4	34.9	40.5	40.9	41.8
14-16	37.1	37.1	37.4	37.5	38.8	38.4	36.0
0-24	37.2	36.2	38.1	39.0	39.2	39.3	38.8

85th %ile (ALL)	38.4
Weekday Inter-Peak	37.0

Lincolnshire ATC 86, Langham Road

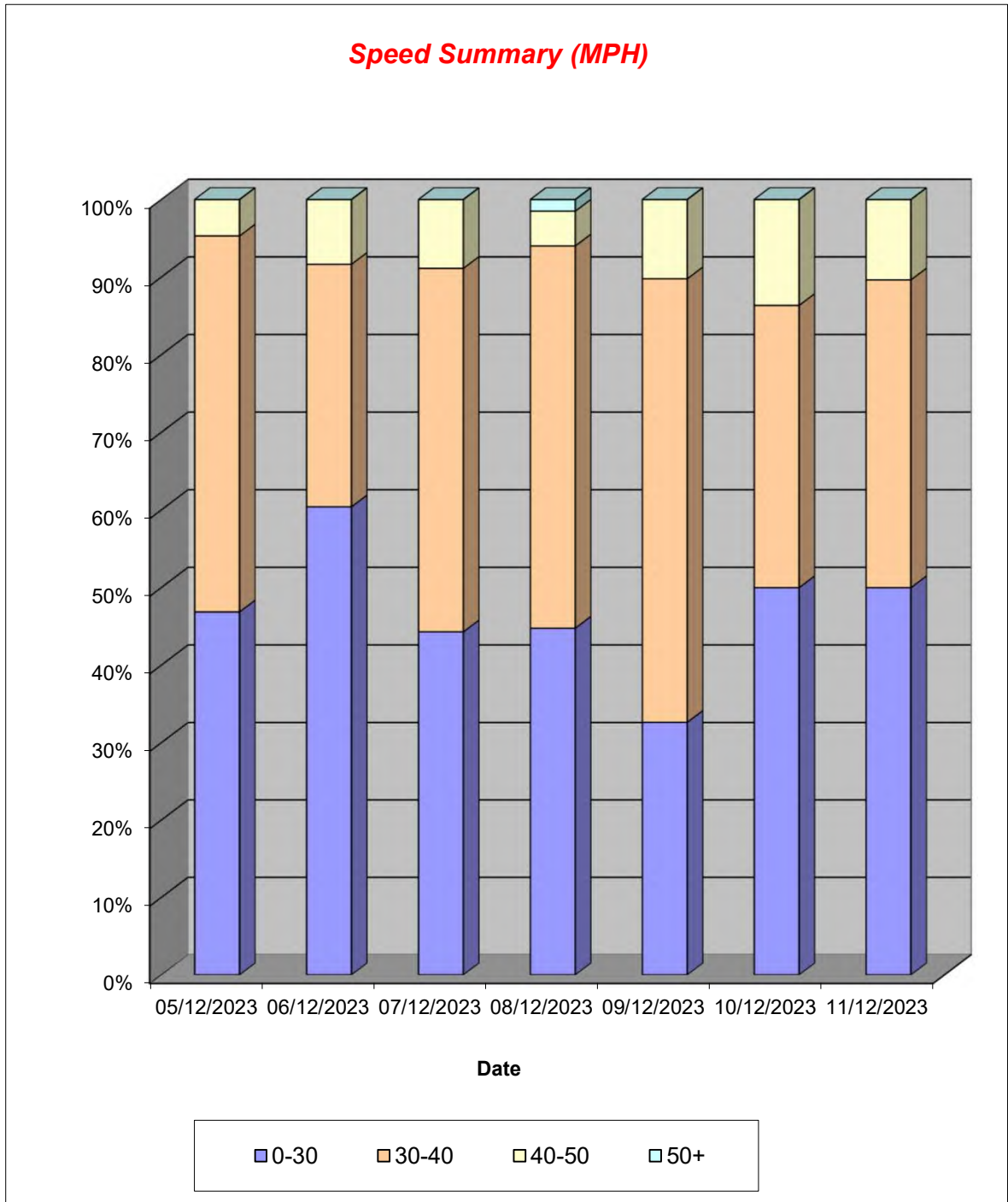
Produced by Road Data Services Ltd.

Channel 2 - Northwestbound

Speed Summary

Week 1

Speed (MPH)	05/12/2023 Tuesday	06/12/2023 Wednesday	07/12/2023 Thursday	08/12/2023 Friday	09/12/2023 Saturday	10/12/2023 Sunday	11/12/2023 Monday
0-30	30	29	35	30	16	22	29
30-40	31	15	37	33	28	16	23
40-50	3	4	7	3	5	6	6
50+	0	0	0	1	0	0	0
TOTAL	64	48	79	67	49	44	58



Lincolnshire ATC 86, Langham Road

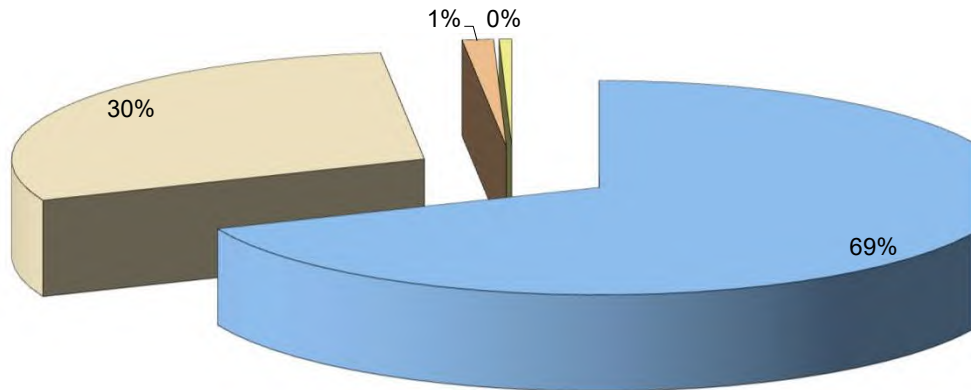
Produced by Road Data Services Ltd.

Channel 2 - Northwestbound

Vehicle Class

Classes Day / Time	Car / LGV / Caravan - 1	MGV - 2	OGV1 / Bus - 3,5,6,7,12	OGV2 - 4,8,9,10,11,13
05/12/2023				
7-19	38	19	0	0
6-22	43	19	0	0
6-24	44	19	0	0
0-24	45	19	0	0
06/12/2023				
7-19	28	14	2	0
6-22	30	16	2	0
6-24	30	16	2	0
0-24	30	16	2	0
07/12/2023				
7-19	44	23	2	1
6-22	49	25	3	1
6-24	49	25	3	1
0-24	50	25	3	1
08/12/2023				
7-19	38	17	0	1
6-22	43	20	0	1
6-24	44	20	0	1
0-24	46	20	0	1
09/12/2023				
7-19	29	13	0	0
6-22	33	14	0	0
6-24	33	14	0	0
0-24	35	14	0	0
10/12/2023				
7-19	30	12	0	0
6-22	31	12	0	0
6-24	31	12	0	0
0-24	32	12	0	0
11/12/2023				
7-19	37	15	0	0
6-22	41	15	0	0
6-24	42	15	0	0
0-24	43	15	0	0
Average				
7-19	35	16	1	0
6-22	39	17	1	0
6-24	39	17	1	0
0-24	40	17	1	0

Total Vehicle Class Distribution



Week 1

TOTAL - 1-13
57
62
63
64
44
48
48
48
70
78
78
79
56
64
65
67
42
47
47
49
42
43
43
44
52
56
57
58

52
57
57
58

